









# PRODUCT CATALOGUE





# TABLE OF CONTENTS

Introduction.....	3	SYSTEM MAXIM 18 Board.....	208
About us.....	5	Line PROSPER Board.....	212
Quality policy.....	6	Line PORTO Board.....	214
Partnership.....	8	SYSTEM EKONOMIK 10.....	216
Logistics and service.....	9	 Twin track sliding angled doors with bottom carriage system.....	223
Warranty.....	10	Series Everest	
TRAINING CENTRE SEVROLL.....	11	SYSTEM GEMINI 10 EVEREST.....	224
Advertising materials.....	12	Line FOX.....	230
Promotional actions.....	13	SYSTEM GEMINI 18 EVEREST.....	232
		Line UNIVERSAL GM.....	238
<b>SLIDING DOORS</b>		 Twin track sliding doors with top hung carriage system.....	243
Sliding doors classification.....	15	SYSTEM HORUS.....	244
<b>SINGLE TRACK SLIDING DOORS</b>		SYSTEM OPTIMA 18.....	250
 Single track sliding doors with bottom carriage system.....	17	<b>FOLDING DOORS</b>	
SYSTEM MICRA.....	18	Folding doors classification.....	263
SYSTEM ARES 2.....	22	 Folding doors with top hung carriage systems	
SYSTEM SINGLE 10.....	26	SYSTEM DS APOLLO.....	264
Line GEMINI.....	34	SYSTEM DS EXCLUSIVE	
Line JULIA.....	36	Line DS PRINCE.....	268
Line KARAT.....	38	Line DS UNICOMFORT.....	274
Line ROMEO.....	40	Line DS 10-ka.....	280
Series Top		SYSTEM DS LINE.....	286
SYSTEM TOP 10.....	42	Line DS SECRET LINE.....	290
Line MASTER.....	50	Line DS SLIM LINE.....	294
Line STAR.....	52	SYSTEM DS HERKULES PLUS.....	298
SYSTEM TOP 18.....	54		
Line PROSPER.....	60	<b>PULL APART DOORS</b>	
Line PORTO.....	62	Pull apart doors classification.....	305
 Single track sliding doors with top carriage system (hanging).....	65	 Pull apart doors	
Series Exclusive		SYSTEM DR 10.....	306
SYSTEM EXCLUSIVE 10.....	66	SYSTEM DR 18	
Line GEMINI.....	70	Line DR MINICOMFORT.....	312
Line JULIA.....	72	Line DR UNICOMFORT.....	318
Line KARAT.....	74	SYSTEM DR OXFORD.....	324
Line ROMEO.....	76	SYSTEM DR FRAME LINE.....	330
SYSTEM EXCLUSIVE 18 Board.....	78	Line DR SECRET LINE.....	334
Line EXCLUSIVE Board.....	82	Line DR SLIM LINE.....	336
Line PROSPER Board.....	84	SYSTEM FRAME MINI.....	338
Line PORTO Board.....	86	SYSTEM FRAME.....	342
SYSTEM URSUS.....	88		
SYSTEM SATURN.....	92	<b>WARDROBES</b>	
SYSTEM HERKULES 60,120.....	96	Wardrobe characteristics.....	349
SYSTEM HERKULES Glass.....	104	 Support wardrobe system	
SYSTEM SYMETRIC.....	112	SYSTEM WILSON.....	350
<b>TWIN TRACK SLIDING DOORS</b>		Set A.....	354
 Twin track sliding doors with bottom carriage system.....	117	Set B.....	355
Series Gemini		Set C.....	356
SYSTEM GEMINI 10.....	118	Set D.....	357
Line GEMINI.....	126	Set E.....	358
Line 10-ka.....	128	Set F.....	359
Line FOX.....	130	SYSTEM LINEA.....	360
Line JULIA.....	132	Furniture & decorative profiles.....	365
Line KARAT.....	134	Soft-close SEVROMATIC.....	374
Line ROMEO.....	136	Soft-close SEVROMATIC MINI SV-40.....	378
SYSTEM GEMINI 18.....	138	Soft-close SEVROMATIC TOP SV-60/80.....	380
Line ALFA.....	148	Soft-close OPTIMA.....	382
Line BETA.....	150	Soft-close HERKULES.....	384
Line FACTOR.....	152	Straightening system.....	390
Line FAWORYT.....	154	Assembly tools.....	392
Line FIESTA.....	156	Drilling jig small.....	393
Line FOCUS.....	158	Drilling jig large.....	394
Line FOCUS II.....	160	Programme DECOR.....	396
Line UNIVERSAL GM.....	162	Programme ORNAMIC.....	398
Line VICTORIA.....	164	Profiles painting programme.....	399
Series Comfort		ABC's of door installation.....	400
SYSTEM COMFORT 10.....	168	Door fillings weight.....	401
Line MASTER.....	176	Door design.....	402
Line FUTURE.....	178	INDEX.....	403
Line STAR.....	180		
SYSTEM COMFORT 18.....	182		
Line COMFORT.....	190		
Line MINICOMFORT.....	192		
Line UNICOMFORT.....	194		
Series Maxim.....	196		
SYSTEM MAXIM 18.....	198		
Line PROSPER.....	204		
Line PORTO.....	206		





## LADIES AND GENTLEMEN

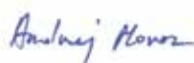
With pleasure, we would like to present our product catalogue containing a cross-section of assortments available in Sevroll's offer.

On the following pages of this catalogue, we attempt to familiarise you with our range of systems for sliding, folding, pull-apart and pathway doors as well as technology for creating the end product.

Built-in wardrobes and furniture equipped in Sevroll's door systems allow for more glamorous, innovative as well as functional creation of space. We encourage you to take up new challenges, focusing on possibilities proposed by our company.



President



Vice President



Vice President



SEVROLL

SEVROLL SYSTEM & 10  
SYSTEM DECORATIVE  
WATERLASTIC



## ABOUT US

Sevroll was founded by Andrzej Moroz and Ilko Illiev in 1996 – solely using Polish capital. Thanks to Sevroll's professional team, consisting of 80 people, managed by the same Board of Directors for many years, the best systems for sliding, folding, pull-apart and pathway doors come to the market.

Original design, perfect execution and ease of assembly – turned out to be the key to Sevroll's success.

Throughout 20 years of trading the number of our trade partners has grown dynamically, thanks to this the Sevroll brand has gained recognition and is already known on three continents.

## STABLE AND RECOGNISABLE BRAND

Thanks to trust from our trading partners, the Sevroll brand is present not only across Poland and Europe but also on the world market.

Thanks to constant interest from our Customers, the Sevroll brand is not only recognisable but also stable. The company's product information can always be found at trade fairs, in specialist press and on the internet.



# QUALITY POLICY

## HIGH QUALITY OF PRODUCTS

High quality of products is achieved by:

- designing, during which a team of specialists creates new products
- making prototypes which help decide functionality and apt design
- new product testing, which allows us to establish their longevity
- constant control, during as well as after the process of production

**Thanks to these operations we are able to give a long, 5 year guarantee for most of our products and lifetime warranty for our carriages!**

Sevroll's product quality is confirmed by a multitude of awards:



### **GOLD MEDAL – MTP FURNICA 2011**

Statue awarded for products from Master line with Hide tracks. Master line is designed for building walls/sliding doors up to 3.5 m high with tracks Hide for each surface.



### **DIAMOND IN FURNITURE INDUSTRY 2012**

Statue awarded in category 'Systems of accessories' for our product - System Maxim II. This system is a modern solution enabling the creation of tall built-in furniture, up to 3.5 m in height thanks to its special construction. The award was received on the basis of our customers' opinion.



### **HIT OF FURNITURE PRODUCTION 2012**

Smash hit of furniture production 2012. Awarded by connoisseurs of the furniture market for our angled door system Gemini 10 Everest – line Fox. This system has many aesthetic and functional virtues, combining timeless design with high technical quality.



### **FURNITURE PLUS – PRODUCT OF THE YEAR 2013**

Distinction was awarded for Optima 18 system in the category 'Furniture Elements and Half-materials'. This system is designed for free standing wardrobes using sliding doors with an invisible carriage mechanism.



### **PRODUCT OF THE YEAR 2015**

Carriage 18C HI-TEC has been honoured with the prize „Product of Year 2015” in the category „Furniture Accessories”. This prize was awarded on the basis of customers' opinions who gave their credit to this sliding system's reliability and its lifetime warranty.

## COPY AND PATENT RIGHTS



Sevroll has 80 protective certificates for its products, accredited by The Patent Office for industrial and utility designs.



## WIDE ASSORTMENT

To meet our customers' needs, we have prepared a rich offer which is permanently enlarged with new solutions. The offer comprises of 35 systems, differing in respect of their destination and construction. They have been arranged in four main groups as: sliding, folding, pull-apart doors and walk-in wardrobes.

### SLIDING DOORS

SYSTEM MICRA  
SYSTEM ARES 2  
SYSTEM SINGLE 10  
SYSTEM TOP 10  
SYSTEM TOP 18  
SYSTEM EXCLUSIVE 10  
SYSTEM EXCLUSIVE 18 BOARD  
SYSTEM URSUS  
SYSTEM SATURN  
SYSTEM HERKULES 60, 120  
SYSTEM HERKULES GLASS  
SYSTEM SYMETRIC  
SYSTEM GEMINI 10  
SYSTEM GEMINI 18  
SYSTEM GEMINI 10 EVEREST  
SYSTEM GEMINI 18 EVEREST  
SYSTEM COMFORT 10  
SYSTEM COMFORT 18  
SYSTEM MAXIM 18  
SYSTEM MAXIM 18 BOARD  
SYSTEM EKONOMIK 10  
SYSTEM HORUS  
SYSTEM OPTIMA 18

### FOLDING DOORS

SYSTEM DS APOLLO  
SYSTEM DS EXCLUSIVE  
SYSTEM DS LINE  
SYSTEM DS HERKULES PLUS

### PULL APART DOORS

SYSTEM DR 10  
SYSTEM DR 18  
SYSTEM DR OXFORD  
SYSTEM DR FRAME LINE  
SYSTEM DR FRAME MINI  
SYSTEM DR FRAME

### WARDROBES

SYSTEM WILSON  
SYSTEM LINEA

# PARTNERSHIP

---

## PARTNERSHIP

Seeing our Customers as Partners results in fruitful cooperation and mutual trust. The clients can count on friendly relations and a nice atmosphere, which considerably influences service quality.

## GOODS EXCHANGE

Every customer has got the right to exchange the goods. This is an incredibly beneficial option, valued by our Trade Partners. This kind of action allows the choice of goods suitable for the Customer.

## HUGE DISCOUNTS


Customer discounts vary and are decided on individual basis, their level depends on the size of an order and type of products.

## PAYMENT DEADLINES

Sevroll offers incredibly beneficial financial conditions to its Customers, such as convenient payment deadlines. Payment conditions are always decided on an individual basis.

## QUALITY – PRICE

Sevroll product prices stem from high quality of resources and modern technologies used in their production. Our Customers receive a trustworthy product, free of charge transport, technical and marketing support.





# PARTNERSHIP

---

## PARTNERSHIP

Seeing our Customers as Partners results in fruitful cooperation and mutual trust. The clients can count on friendly relations and a nice atmosphere, which considerably influences service quality.

## GOODS EXCHANGE

Every customer has got the right to exchange the goods. This is an incredibly beneficial option, valued by our Trade Partners. This kind of action allows the choice of goods suitable for the Customer.

## HUGE DISCOUNTS


Customer discounts vary and are decided on individual basis, their level depends on the size of an order and type of products.

## PAYMENT DEADLINES

Sevroll offers incredibly beneficial financial conditions to its Customers, such as convenient payment deadlines. Payment conditions are always decided on an individual basis.

## QUALITY – PRICE

Sevroll product prices stem from high quality of resources and modern technologies used in their production. Our Customers receive a trustworthy product, free of charge transport, technical and marketing support.



# LOGISTICS AND SERVICE

## EFFICIENT LOGISTICS OF DELIVERY

Sevroll delivers the goods to its Customers on agreed terms using its own transit fleet which operates under the name of AVAS. It includes 14 lorries with various capacities, thanks to which we can easily deliver to any place in Europe. Deliveries outside Europe are organized with the help of companies we have been co-operating with for many years or transport companies indicated by our Customers.

## CUSTOMER SERVICE OFFICE

Professional service and quick execution of orders are the trademark of our Customer Service Office. We care that our staff are competent in answering your questions with attention to detail, both organisational as well as technical questions regarding the use of our products during door asseRUNNING METREly.

We make sure the Customers can use their help and experience in the widest range.

Each sales representative is responsible for a different region, so that they can quickly reach the Customers and react to their needs.

- e-mail: [export@sevroll.pl](mailto:export@sevroll.pl)
- e-mail: [sevroll@sevroll.pl](mailto:sevroll@sevroll.pl)

## CUSTOMER SERVICE THROUGH REGIONAL SALES REPRESENTATIVES

The main task of our sales representatives is direct customer service. Our sales representatives constitute an important bridge between the Company and the Customers. Their task is to deliver direct service to the Buyer.

- e-mail: [handlowy@sevroll.pl](mailto:handlowy@sevroll.pl)
- phone: +48 22 478 70 05

# WARRANTY

## LIFETIME CARRIAGE WARRANTY FOR SLIDING SYSTEMS

Sevroll technologists pay great attention to the best execution of all products during the complete production process.

Sevroll is the first producer on the market that decided to grant a lifetime warranty for its carriages. The complete sliding door carriage system is based on these carriages.

The warranty states that top and bottom carriages are made from high quality steel, resistant to deformation. Ball bearings are produced with Smooth TEC technology and ensure a silent and stable guide.

All systems are presented in Sevroll's Centre of Excellence, the largest wardrobe exhibition in Poland. The quality and functionality of our carriage systems with lifetime warranties can be checked during a visit. Customers visiting the exhibition will be able to use our technical support. Experts will answer all of your questions and aid you in the choice of a suitable system.

Carriage systems are available all across Poland from the network of wholesalers that co-operate with our firm.

Warranty conditions are available on [www.sevroll.eu](http://www.sevroll.eu). The warranty is valid only when a complete Sevroll system for sliding doors has been fitted.





## TRAINING CENTRE OF EXCELLENCE

Sevroll - System has opened Sevroll's Training Centre of Excellence which organises theoretical and practical training workshops for all who deal with design and production of furniture. The Centre is the first in Poland. The main objective is to train as many people as possible in the area of aluminum systems for sliding, folding, pull-apart and pathway doors. On completion of training the applicant will receive Sevroll's Certificate of Competence which confirms their knowledge of Sevroll products.



Sevroll's Training Centre of Excellence is also an exhibition area of 1200 m<sup>2</sup> in which Sevroll's newest solutions for furniture building are presented:

- wardrobes
- walk-in-wardrobes
- home studies
- living room furniture
- chests of drawers

The exhibiting part consists of 10 zones with comprehensively designed office spaces or living spaces such as bathroom, bedroom, studio, dining room, walk-in-wardrobe, attic, conference room etc. Using Sevroll technology, each of the rooms presents a variety of wardrobes displaying a multitude of finishing techniques. Everything is arranged in such way that the presented solutions and ideas can be transferred to real homes.



Welcome to Sevroll's Training Centre of Excellence!

# ADVERTISING MATERIALS

## ADVERTISING MATERIALS

Our Partners are welcome to use a broad spectrum of our sales aiding materials, such as:

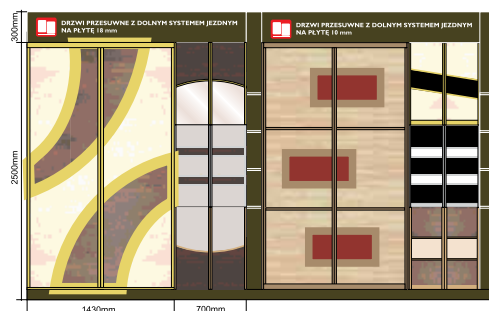
- product catalogues
- assembly instructions
- presentation and sales aiding stands
- working models and exhibitions
- posters promoting novelties
- banners



## WORKING MODELS AND EXHIBITIONS

Depending on the free space available within your company, we prepared two options of our product presentation:

- placing a ready model according to one of our available designs
- building the interior according to one's own idea or using a free exhibition project prepared by Sevroll's marketing team



# PROMOTIONAL ACTIONS

## COMPOSITOR PROGRAMME

Computer software Compositor allows furniture design in systems for sliding, folding and pull-apart doors based on our company's offer.

During work with the programme the user configures the door (by submitting dimensions), joiners and fillings in order to receive visualisation, pricing, purchase and production order.

Registration of the programme is done via the Internet by sending the required registration details. As a response the user gets a licence number for his or her copy of the programme.

All is available for you - FREE OF CHARGE!



## NATIONAL EVENTS FOR CARPENTERS AND WHOLESALERS

A few times during the year, we propose to our Partners to take part in promotion of chosen products. Sevroll's promotional event is a great occasion to receive exceptional prizes.

Details of promotional events are discussed individually with our Partners and adjusted to suit their particular market.









# Sliding doors

1

## SINGLE TRACK SLIDING DOORS



**SINGLE TRACK SLIDING DOORS WITH  
BOTTOM CARRIAGE SYSTEM**

**SYSTEM MICRA  
SYSTEM ARES 2  
SYSTEM SINGLE 10**

*Series Top*

**SYSTEM TOP 10  
SYSTEM TOP 18**



**SINGLE TRACK SLIDING DOORS WITH  
TOP HUNG CARRIAGE SYSTEM**

*Series Exclusive*

**SYSTEM EXCLUSIVE 10  
SYSTEM EXCLUSIVE 18 BOARD**

**SYSTEM URSUS  
SYSTEM SATURN**

*Series Herkules*

**SYSTEM HERKULES 60, 120  
SYSTEM HERKULES GLASS  
SYSTEM SYMETRIC**

## TWIN TRACK SLIDING DOORS



**TWIN TRACK SLIDING DOORS WITH  
BOTTOM CARRIAGE SYSTEM**

*Series Gemini*

**SYSTEM GEMINI 10  
SYSTEM GEMINI 18**

*Series Comfort*

**SYSTEM COMFORT 10  
SYSTEM COMFORT 18**

*Series Maxim*

**SYSTEM MAXIM 18  
SYSTEM MAXIM 18 BOARD**

**SYSTEM EKONOMIK 10**



**TWIN TRACK SLIDING ANGLED DOORS  
WITH BOTTOM CARRIAGE SYSTEM**

**SYSTEM GEMINI 10 EVEREST  
SYSTEM GEMINI 18 EVEREST**



**TWIN TRACK SLIDING DOORS WITH  
TOP HUNG CARRIAGE SYSTEM**

**SYSTEM HORUS  
SYSTEM OPTIMA 18**





# Single track sliding doors



WITH BOTTOM CARRIAGE SYSTEM

1

## SYSTEM MICRA

System Micra is an evolution of system Ares. The difference is that top guides have been replaced with ball-bearing carriages, which influences the smoothness of the slide and, what follows, the quality of use. The product is sold in module sales programme Victoria. Due to the fact that the whole system has been divided into easy for purchase sets (modules), it became simple to complete, at the same time allowing the possibility to choose track colours.

## SYSTEM ARES 2

System Ares 2 is characterised by simplicity of construction. It consists of only three main elements: bottom carriages, top guides, and one type of track. The idea behind using one, universal track instead of two: top and bottom, limits door production costs. Moreover, it allows to make multipanel doors, through adding extra tracks. Worth mentioning is the fact that system Ares 2, thanks to its panel build, does not have size limitations, both when it comes to the panel height and filling thickness. The only limitation is maximum weight of the door which, in case of Ares 2, equals 70 kgs. The product is aimed mainly at the receivers looking for cheap, easy to assemble sliding systems, destined for mass production of furniture, or public places, such as hotels, schools, offices.

## SYSTEM SINGLE 10, TOP 10 i TOP 18

Systems Single 10, Top 10 and Top 18 are ideal to be used in places where top-hung doors cannot be used. Materials such as cardboards or light ceiling systems limit the use of doors with top-load bearing tracks. In systems Single and Top the load bearing track of the door is the bottom track. We offer four types of bottom tracks, allowing for optimal tailoring of our solution to the material from which the floor has been made – carpet, tiles or wood.

Systems Single 10, Top 10 and Top 18 characterises frame-like build. Track Single is a single equivalent of top track Gemini while track Top is a single equivalent of top track Comfort.

### ■ SYSTEM MICRA

### ■ SYSTEM ARES 2

### ■ SYSTEM SINGLE 10

LINE GEMINI  
LINE JULIA  
LINE KARAT  
LINE ROMEO

### ■ SYSTEM TOP 10

LINE MASTER  
LINE STAR

### ■ SYSTEM TOP 18

LINE PROSPER  
LINE PORTO



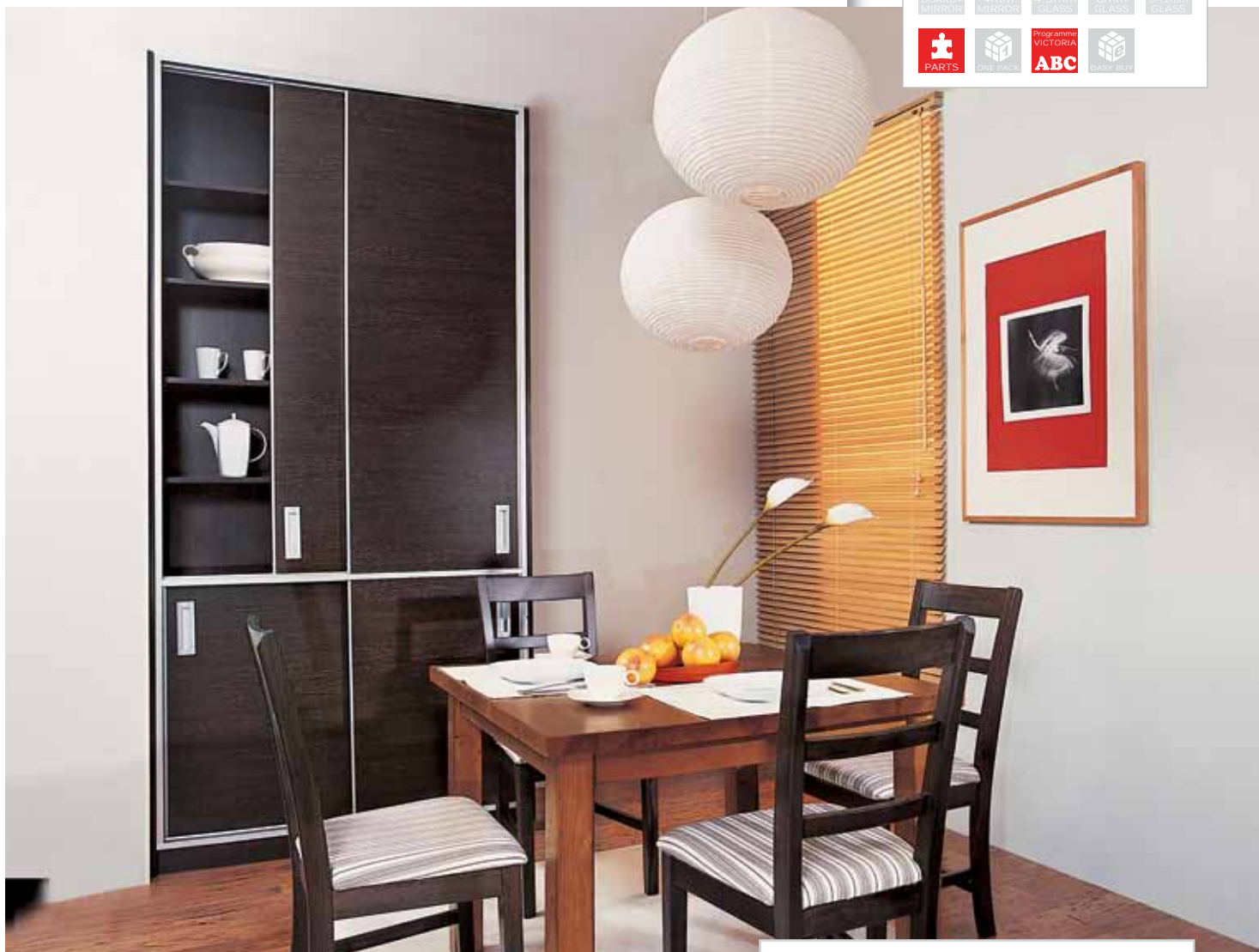
## SYSTEM

# MICRA

Single track sliding doors with bottom carriage system



8 kg	14 kg	16 kg	25 kg	35 kg
40 kg	45 kg	50 kg	60 kg	70 kg
100 kg	120 kg			
10mm BOARD	16mm BOARD	18mm BOARD	16-40mm BOARD	16-50mm BOARD
BOARD+MIRROR	4mm MIRROR	4.5mm GLASS	6mm GLASS	8-12mm GLASS
PARTS	ONE PACK	Programme VICTORIA ABC	EASY BUY	

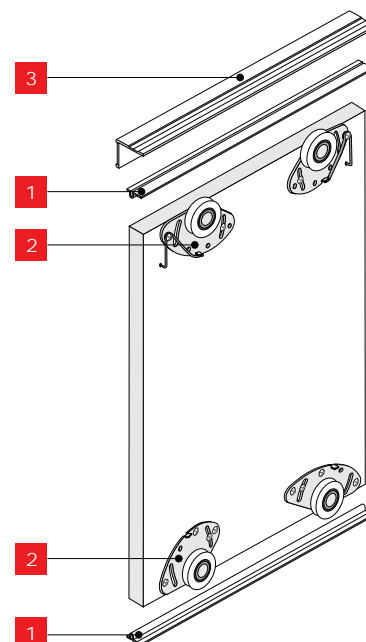


### CHARACTERISTICS

► Application	Sliding doors
► Track	Single
▼ Carriage system	Bottom
► Top guide	Ball bearing carriage
► Bottom guide	Ball bearing carriage (load bearing)
► Construction	Board
► Filling thickness	16-50 mm
► Filling type	Board
► Max. door load	50 kg
► Max. handle length	n/a
► Max. track length	3.00 m
► Textile door stops	n/a
► Anti-dust brushes	n/a
► Sales programme	VICTORIA + components can be purchased separately
► Decorative profile programme	n/a

### USAGE

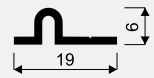
- Cabinet furniture (kitchen, pharmaceutical, standing wardrobes, wall hung cabinets etc)
- Built-in furniture (walk-in wardrobes, wardrobes, attics)





Track **MICRA**

CODE	COLOUR	LENGTH (mm)	COLLECTIVE PACKAGING	PRICED PER	NET PRICE
01117	SILVER	1700	50	ITEM	
01114	LIGHT BROWN	1700	50	ITEM	
01122	GOLD	1700	50	ITEM	
50233	RAW	1700	50	ITEM	
01119	SILVER	2350	50	ITEM	
01115	LIGHT BROWN	2350	50	ITEM	
01123	GOLD	2350	50	ITEM	
50235	RAW	2350	50	ITEM	
01120	SILVER	3000	50	ITEM	
01116	LIGHT BROWN	3000	50	ITEM	
01124	GOLD	3000	50	ITEM	
50236	RAW	3000	50	ITEM	



## SET D: Track MICRA 2 pcs



**i** Set includes 2 items track MICRA



CODE	COLOUR	LENGTH (mm)	COLLECTIVE PACKAGING	PRICED PER	NET PRICE
50256	RAW	3000	25	SET	

SET E: WGM 2 pcs +  
WDM 2 pcs Blister

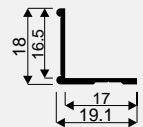
**i** Set includes 2 top carriages and  
2 bottom carriages, fully packaged



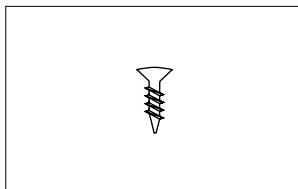
CODE	COLLECTIVE PACKAGING	PRICED PER	NET PRICE
10070	50	SET	

Angle section **K2 Decor****DECOR**

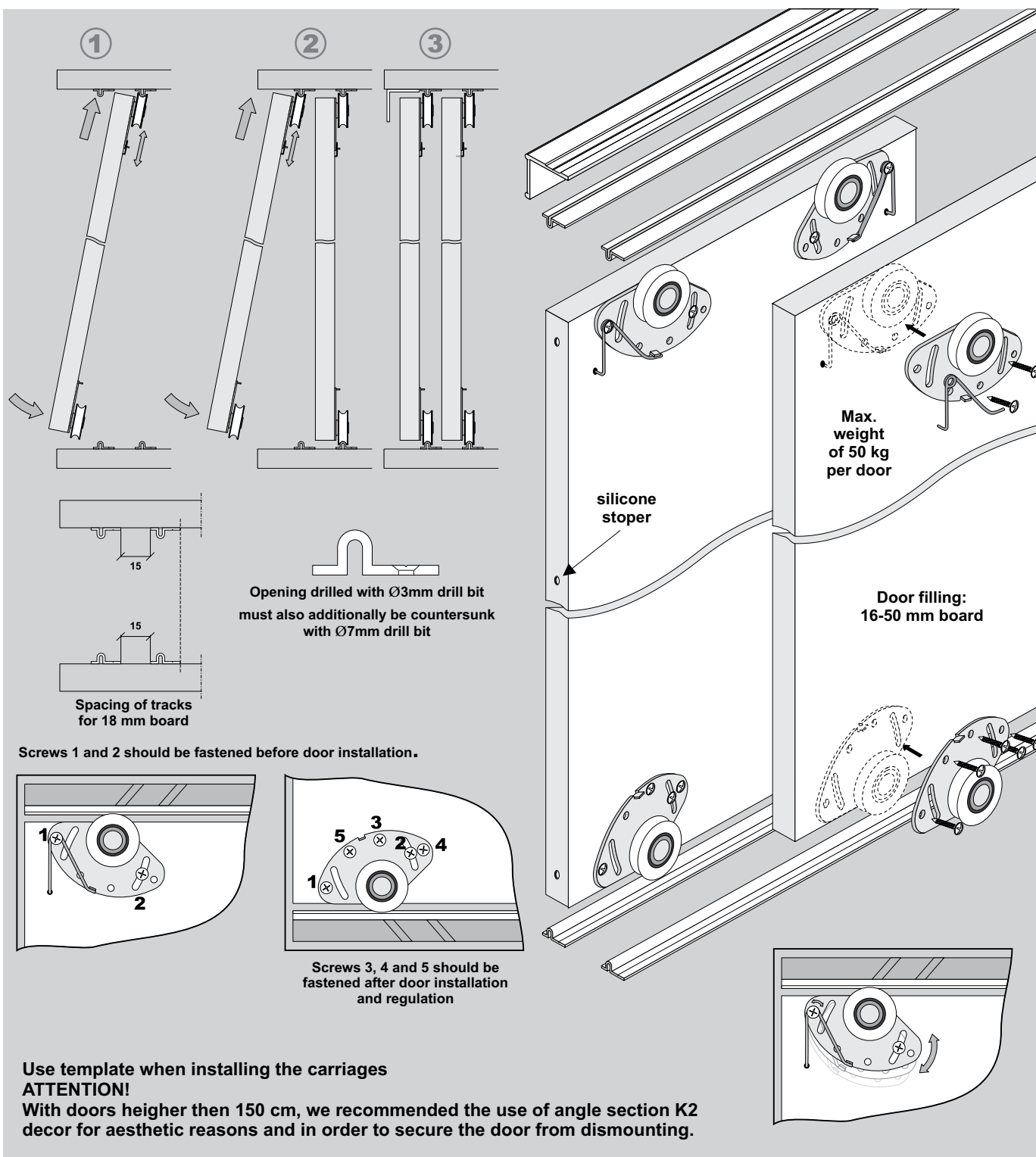
CODE	COLOUR	LENGTH (mm)	COLLECTIVE PACKAGING	PRICED PER	NET PRICE
00078	SILVER	1700	60	ITEM	
00069	LIGHT BROWN	1700	60	ITEM	
00081	GOLD	1700	60	ITEM	
02934	LIGHT BROWN with brushed effect	1700	60	ITEM	
03462	BLACK with brushed effect	1700	60	ITEM	
03459	COGNAC with brushed effect	1700	60	ITEM	
00079	SILVER	2350	60	ITEM	
00070	LIGHT BROWN	2350	60	ITEM	
00082	GOLD	2350	60	ITEM	
02935	LIGHT BROWN with brushed effect	2350	60	ITEM	
03463	BLACK with brushed effect	2350	60	ITEM	
03460	COGNAC with brushed effect	2350	60	ITEM	
00080	SILVER	3000	60	ITEM	
00071	LIGHT BROWN	3000	60	ITEM	
00083	GOLD	3000	60	ITEM	
02936	LIGHT BROWN with brushed effect	3000	60	ITEM	
03464	BLACK with brushed effect	3000	60	ITEM	
03461	COGNAC with brushed effect	3000	60	ITEM	

Countersunk screw **UNIX**

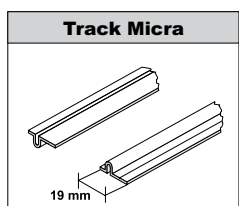
Collective package contains 100 screws UNIX



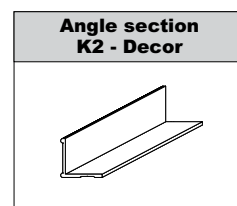
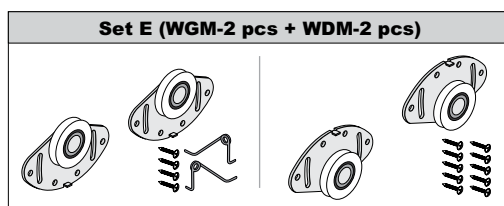
CODE	NAME	DIMENSIONS (mm)	COLLECTIVE PACKAGING	PRICED PER	NET PRICE
20107	Countersunk screw <b>UNIX</b>	3 x 13	100	COLLECTIVE PACKAGE	



## COMPONENTS

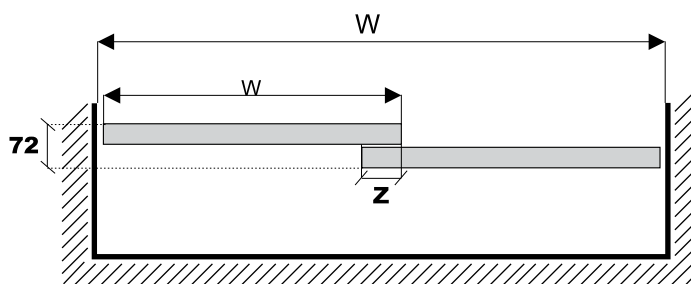
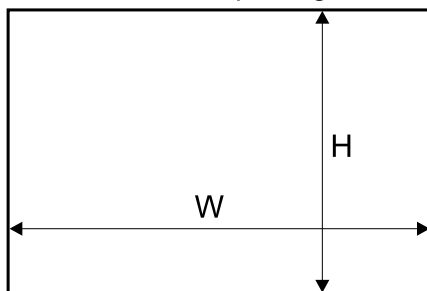


Length  
1.7 m, 2.35 m, 3.0 m



Length  
1.7 m, 2.35 m, 3.0 m

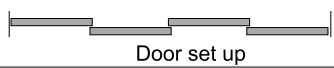

## Dimensions of opening



## Door filling - #18 mm board

Door height	- h	$h = H - 13 \text{ mm}$
Board height (1 mm ABS edging)	- hb	$hb = h - 2 \text{ mm}$
Door width	- w	$w = (W + Z) : N$
Board width (1 mm ABS edging)	- wb	$wb = w - 2 \text{ mm}$

Number of doors	- N	2	3
Total overlap	- Z	30 mm	60 mm

Visual design - 4 wings	
 Door set up	$w = (W + 90) : 4$
 Door set up	$w = (W : 2 + 30) : 2$

**ATTENTION!**

*When cutting the board, you need to include the thickness of ABS edging.  
On our calculation 1 mm ABS edging was used.*

**ATTENTION!**

System Micra can be used in conjunction with any of SEVROLL's handle profiles suitable for 18 mm fillings.

## SYSTEM

# ARES 2

Single track sliding doors with bottom carriage system



8 kg	14 kg	16 kg	25 kg	35 kg
40 kg	45 kg	50 kg	60 kg	70 kg
100 kg	120 kg			
10mm BOARD	16mm BOARD	18mm BOARD	18-40mm BOARD	18-50mm BOARD
BOARD-MIRROR	4mm MIRROR	4.5mm GLASS	6mm GLASS	8-12mm GLASS
PARTS	ONE PACK	ABC	BASY BUY	

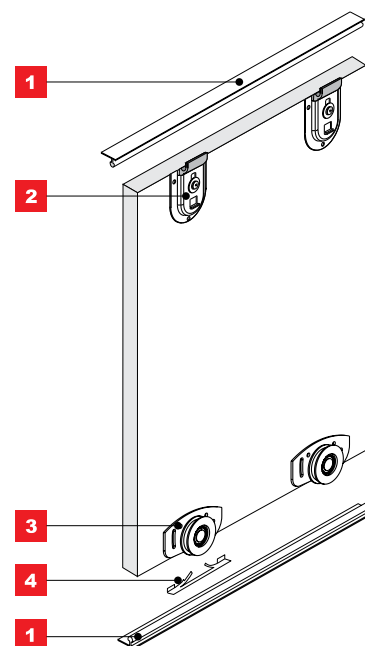


### CHARACTERISTICS

► Application	Sliding doors
► Track	Single
▼ Carriage system	Bottom
► Top guide	Sliding guide
► Bottom guide	Ball bearing carriage (load bearing)
► Construction	Board
► Filling thickness	16-50 mm
► Filling type	Board
► Max. door load	70 kg
► Max. handle length	n/a
► Max. track length	6.00 m
► Textile door stops	n/a
► Anti-dust brushes	n/a
► Sales programme	ONE PACK + components are available individually
► Decorative profile programme	n/a

### USAGE

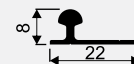
- Built-in furniture (walk-in wardrobes, wardrobes, attics)





Track **ARES 2**

CODE	COLOUR	LENGTH (mm)	COLLECTIVE PACKAGING	PRICED PER	NET PRICE
214-524	RAW	1200	30	ITEM	
214-525	RAW	1500	30	ITEM	
214-526	RAW	1800	30	ITEM	
214-535	RAW	2000	30	ITEM	
214-536	RAW	2400	30	ITEM	
214-527	RAW	3000	30	ITEM	
214-542	RAW	4000	30	ITEM	
214-528	RAW	6000	30	ITEM	

Top guide **ARES 2**

CODE	COLLECTIVE PACKAGING	PRICED PER	NET PRICE
215-210	200	ITEM	

Bottom carriage **ARES 2**

CODE	COLLECTIVE PACKAGING	PRICED PER	NET PRICE
215-209	200	ITEM	

Self-adhesive metal positioner **ARES 2**

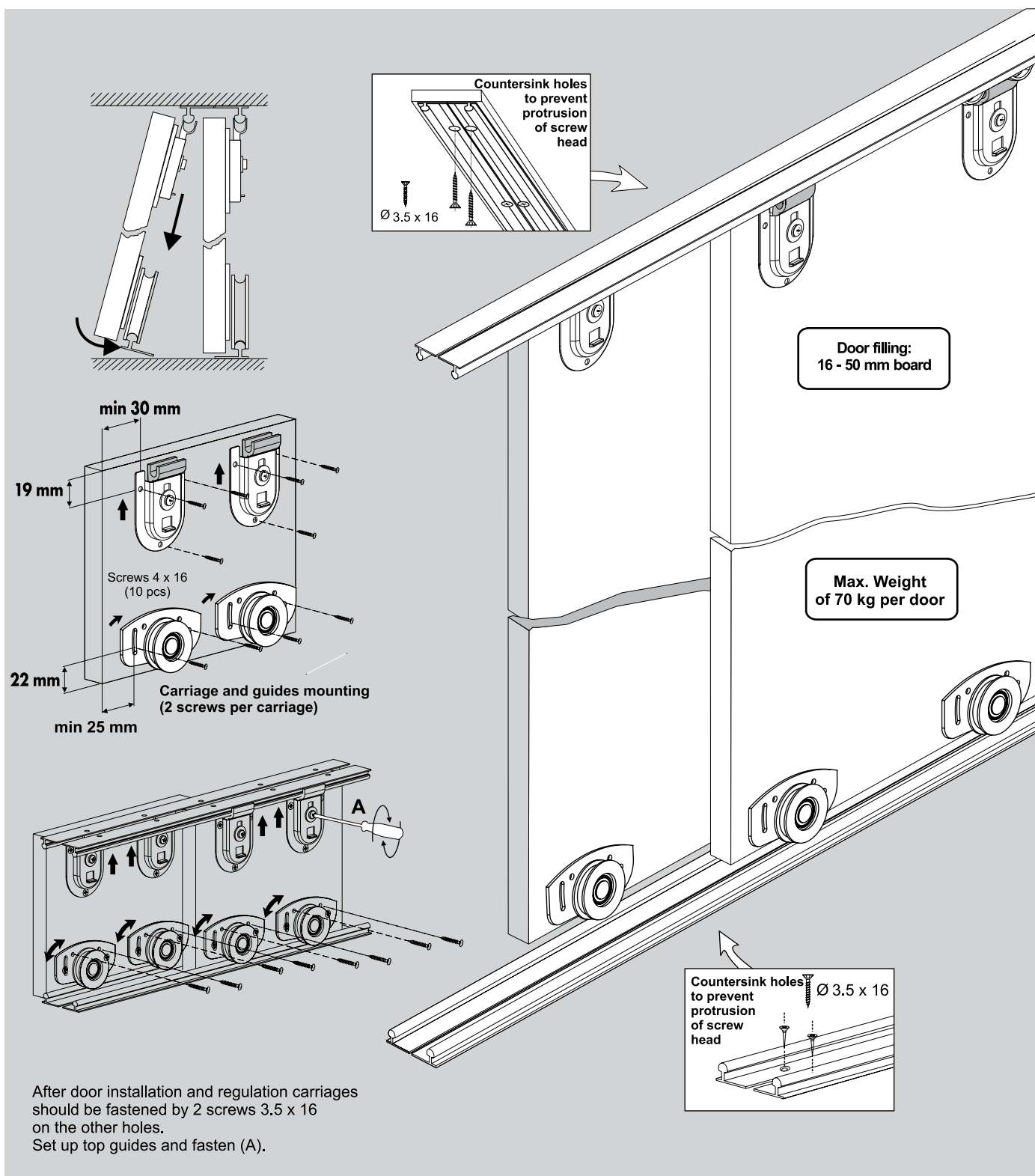
CODE	COLLECTIVE PACKAGING	PRICED PER	NET PRICE
321-051	100	ITEM	

Set **ARES 2**

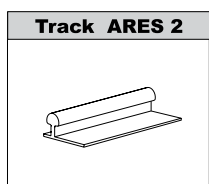
DESCRIPTION	CODE	1200 mm	1500 mm	1800 mm	2000 mm	2400 mm	3000 mm
SET CODE		211-050	211-051	211-052	211-053	211-054	211-055
Track ARES 2	214-524 / 214-525 / 214-526 / 214-535 / 214-536 / 214-527	4 pcs	4 pcs	4 pcs	4 pcs	4 pcs	4 pcs
Bottom carriage ARES 2	215-209	4 pcs	4 pcs	4 pcs	6 pcs	6 pcs	6 pcs
Top guide ARES 2	215-210	4 pcs	4 pcs	4 pcs	6 pcs	6 pcs	6 pcs
Positioner	321-051	2 pcs	2 pcs	2 pcs	3 pcs	3 pcs	3 pcs
Screws	-	COLLECTIVE PACKAGE	COLLECTIVE PACKAGE	COLLECTIVE PACKAGE	COLLECTIVE PACKAGE	COLLECTIVE PACKAGE	COLLECTIVE PACKAGE
Assembly instructions	-	1 copy	1 copy	1 copy	1 copy	1 copy	1 copy
Number of doors		2	2	2	3	3	3
NET PRICE							

Set without tracks **ARES 2**

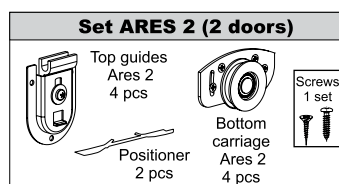
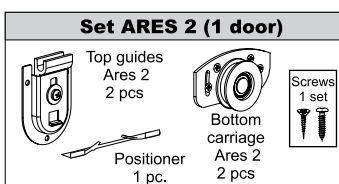
DESCRIPTION	CODE	for 1 door	for 2 doors
SET CODE		219-089	219-090
Bottom carriage ARES 2	215-209	2 pcs	4 pcs
Top guide ARES 2	215-210	2 pcs	4 pcs
Positioner	321-051	1 pc.	2 pcs
Screws	-	COLLECTIVE PACKAGE	COLLECTIVE PACKAGE
Assembly instructions	-	1 copy	1 copy
NET PRICE			



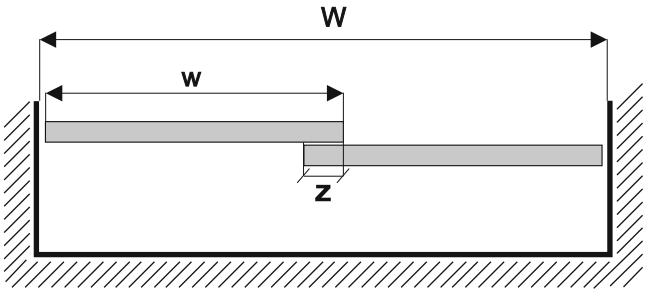
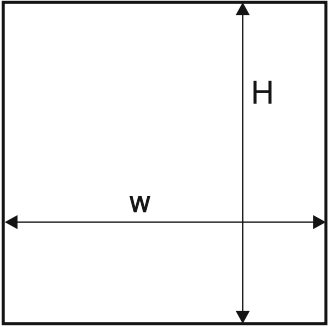
## COMPONENTS



Length  
1.2 m, 1.5 m, 1.8 m, 2.0 m,  
2.4 m, 3.0 m, 4.0 m, 6.0 m

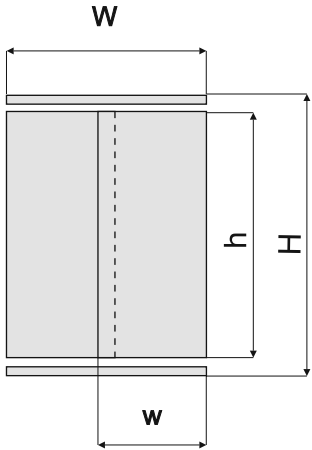


Dimensions of opening



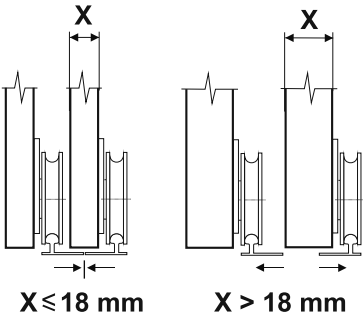
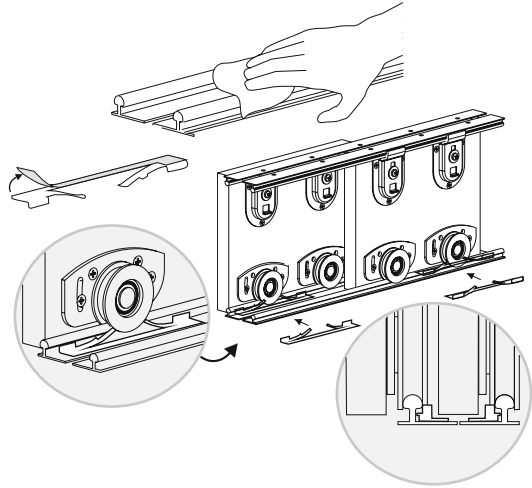
Door height	- h	$h = H - 8 \text{ mm}$
Door width	- w	$w = (W + Z) : N$

Number of doors	- N	2	3
Total overlap	- Z	40 mm	80 mm



Visual design - 4 wings	
	$w = (W + 120) : 4$
	$w = (W : 2 + 40) : 2$

Installation of clipstopper



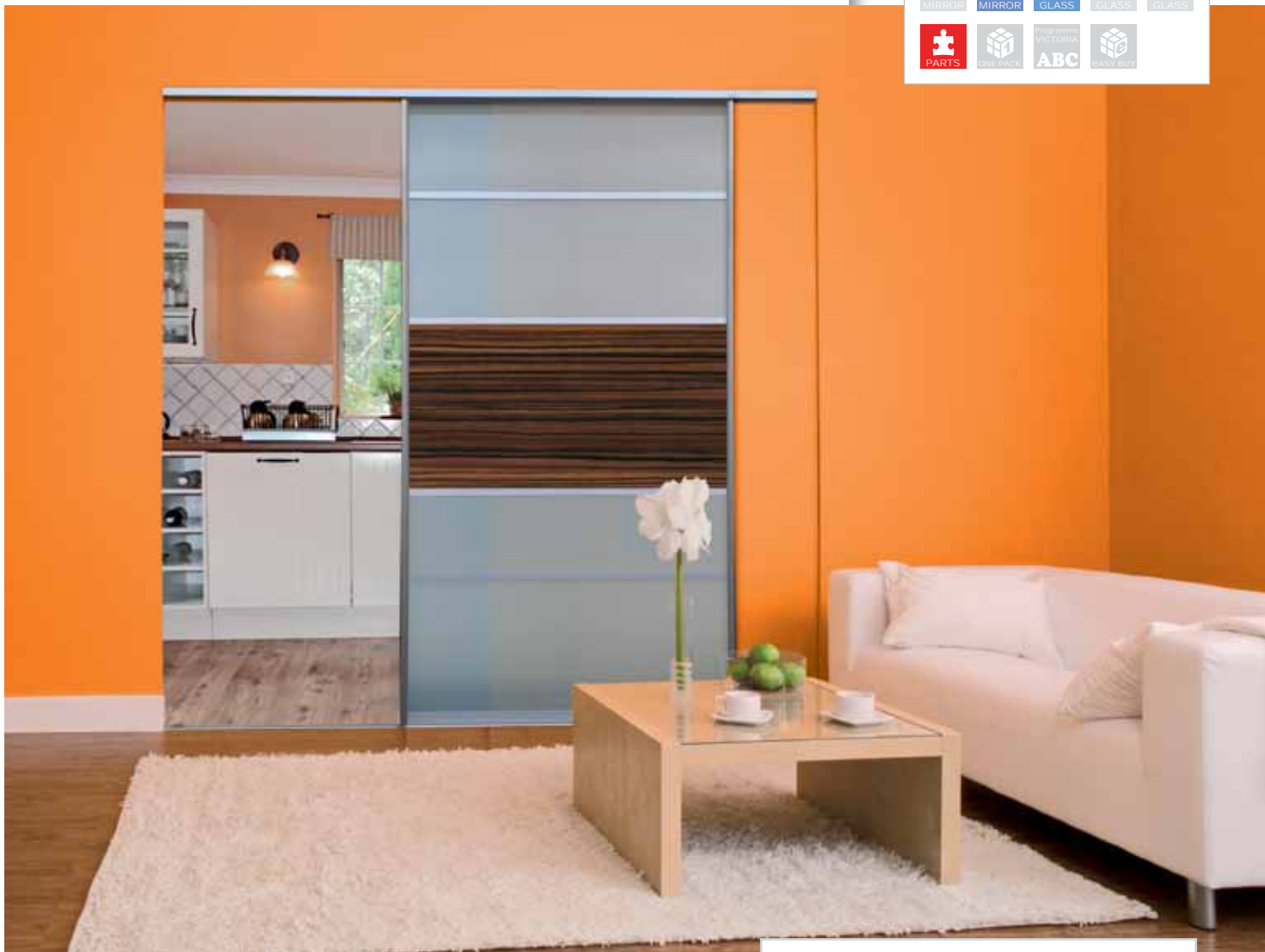
## SYSTEM

# SINGLE 10

Twin track sliding doors with single carriage system



8 kg	14 kg	16 kg	25 kg	35 kg
40 kg	45 kg	50 kg	60 kg	70 kg
100 kg	120 kg			
10mm BOARD	16mm BOARD	18mm BOARD	16-40mm BOARD	16-50mm BOARD
BOARD-MIRROR	4mm MIRROR	4.5mm GLASS	6mm GLASS	8-12mm GLASS
PARTS	ONE PACK	PROGRAMMA VICTORIA ABC	EASY BUY	

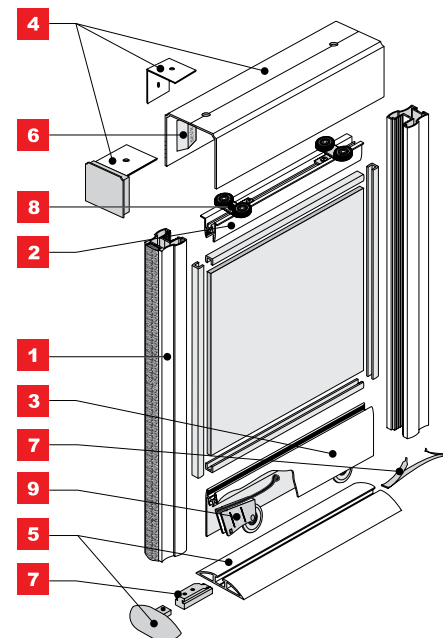


### CHARACTERISTICS

► Application	Sliding doors
► Track	Single
▼ Carriage system	Bottom
► Top guide	Ball bearing carriage
► Bottom guide	Ball bearing carriage (load bearing)
► Construction	Frame
► Filling thickness	10 mm
► Filling type	10 mm MFC or 4.5 mm safety glass or 4 mm mirror
► Max. door load	50 kg
► Max. handle length	2.70 m
► Max. track length	6.00 m
► Textile door stops	Yes
► Anti-dust brushes	n/a
► Sales programme	Components are available individually
► Decorative profile programme	DECOR

### USAGE

- Built-in furniture, walk-in wardrobes, wardrobes, attics







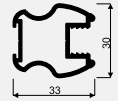
## Basic system components

Handle **GEMINI Decor****DECOR**

1a



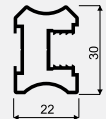
CODE	COLOUR	LENGTH (mm)	COLLECTIVE PACKAGING	PRICED PER	NET PRICE
02284	SILVER	2700	10	ITEM	
02283	LIGHT BROWN	2700	10	ITEM	
02285	GOLD	2700	10	ITEM	

Handle **JULIA II**

1b



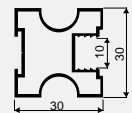
CODE	COLOUR	LENGTH (mm)	COLLECTIVE PACKAGING	PRICED PER	NET PRICE
02713	SILVER	2700	20	ITEM	
02711	LIGHT BROWN	2700	20	ITEM	
02714	GOLD	2700	20	ITEM	

Handle **KARAT**

1c



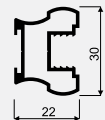
CODE	COLOUR	LENGTH (mm)	COLLECTIVE PACKAGING	PRICED PER	NET PRICE
03173	SILVER	2700	20	ITEM	
03172	LIGHT BROWN	2700	20	ITEM	

Handle **ROMEO II**

1d



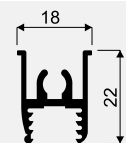
CODE	COLOUR	LENGTH (mm)	COLLECTIVE PACKAGING	PRICED PER	NET PRICE
02692	SILVER	2700	20	ITEM	
02690	LIGHT BROWN	2700	20	ITEM	
02693	GOLD	2700	20	ITEM	

Upper horizontal profile **Decor****DECOR**

2



CODE	COLOUR	LENGTH (mm)	COLLECTIVE PACKAGING	PRICED PER	NET PRICE
02912	SILVER	1700	24	ITEM	
02908	LIGHT BROWN	1700	24	ITEM	
02916	GOLD	1700	24	ITEM	
03042	LIGHT BROWN with brushed effect	1700	24	ITEM	
03097	BLACK with brushed effect	1700	24	ITEM	
03100	COGNAC with brushed effect	1700	24	ITEM	
02913	SILVER	2350	24	ITEM	
02909	LIGHT BROWN	2350	24	ITEM	
02917	GOLD	2350	24	ITEM	
03043	LIGHT BROWN with brushed effect	2350	24	ITEM	
03098	BLACK with brushed effect	2350	24	ITEM	
03101	COGNAC with brushed effect	2350	24	ITEM	
02914	SILVER	3000	24	ITEM	
02910	LIGHT BROWN	3000	24	ITEM	
02918	GOLD	3000	24	ITEM	
03044	LIGHT BROWN with brushed effect	3000	24	ITEM	
03099	BLACK with brushed effect	3000	24	ITEM	
03102	COGNAC with brushed effect	3000	24	ITEM	
02915	SILVER	6000	24	ITEM	
02911	LIGHT BROWN	6000	24	ITEM	
02919	GOLD	6000	24	ITEM	



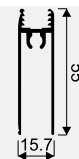
Lower horizontal profile **Decor**



**DECOR**



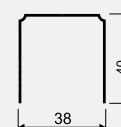
CODE	COLOUR	LENGTH (mm)	COLLECTIVE PACKAGING	PRICED PER	NET PRICE
00161	SILVER	1700	12	ITEM	
00152	LIGHT BROWN	1700	12	ITEM	
00164	GOLD	1700	12	ITEM	
02490	LIGHT BROWN with brushed effect	1700	12	ITEM	
03091	BLACK with brushed effect	1750	12	ITEM	
03094	COGNAC with brushed effect	1750	12	ITEM	
00162	SILVER	2350	12	ITEM	
00153	LIGHT BROWN	2350	12	ITEM	
00165	GOLD	2350	12	ITEM	
02491	LIGHT BROWN with brushed effect	2350	12	ITEM	
03092	BLACK with brushed effect	2350	12	ITEM	
03095	COGNAC with brushed effect	2350	12	ITEM	
00163	SILVER	3000	12	ITEM	
00155	LIGHT BROWN	3000	12	ITEM	
00166	GOLD	3000	12	ITEM	
02492	LIGHT BROWN with brushed effect	3000	12	ITEM	
03093	BLACK with brushed effect	3000	12	ITEM	
03096	COGNAC with brushed effect	3000	12	ITEM	
02764	SILVER	6000	12	ITEM	
02763	LIGHT BROWN	6000	12	ITEM	
02827	GOLD	6000	12	ITEM	




Top track **SINGLE**



CODE	COLOUR	LENGTH (mm)	COLLECTIVE PACKAGING	PRICED PER	NET PRICE
01255	SILVER	1700	12	ITEM	
01246	LIGHT BROWN	1700	12	ITEM	
01258	GOLD	1700	12	ITEM	
01256	SILVER	2350	12	ITEM	
01247	LIGHT BROWN	2350	12	ITEM	
01259	GOLD	2350	12	ITEM	
01257	SILVER	3000	12	ITEM	
01248	LIGHT BROWN	3000	12	ITEM	
01260	GOLD	3000	12	ITEM	
01507	SILVER	6000	12	ITEM	
01508	LIGHT BROWN	6000	12	ITEM	
01509	GOLD	6000	12	ITEM	



Wall bracket  
for track **SINGLE**



**i** Set includes 2 wall brackets for track SINGLE

CODE	COLLECTIVE PACKAGING	PRICED PER	NET PRICE
20213	24	SET	

End cap for track **SINGLE**  
with bottom and top stoppers



**i** Set includes 2 bump stoppers OGUE,  
2 bottom stoppers for track HIDE and 2 positioners.

CODE	COLLECTIVE PACKAGING	PRICED PER	NET PRICE
20179	24	SET	

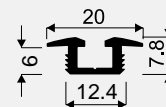
End caps can be purchased separately (2 pcs) – **20215**

Bottom track **HIDE M**

5a



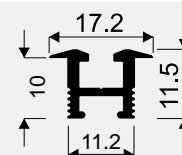
CODE	COLOUR	LENGTH (mm)	COLLECTIVE PACKAGING	PRICED PER	NET PRICE
01978	SILVER	1700	60	ITEM	
01990	LIGHT BROWN	1700	60	ITEM	
01993	GOLD	1700	60	ITEM	
01979	SILVER	2350	60	ITEM	
01991	LIGHT BROWN	2350	60	ITEM	
01994	GOLD	2350	60	ITEM	
01980	SILVER	3000	60	ITEM	
01992	LIGHT BROWN	3000	60	ITEM	
01995	GOLD	3000	60	ITEM	
02676	SILVER	6000	60	ITEM	
02677	LIGHT BROWN	6000	60	ITEM	
02679	GOLD	6000	60	ITEM	

Bottom track **HIDE G**

5b



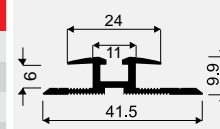
CODE	COLOUR	LENGTH (mm)	COLLECTIVE PACKAGING	PRICED PER	NET PRICE
01975	SILVER	1700	60	ITEM	
01984	LIGHT BROWN	1700	60	ITEM	
01987	GOLD	1700	60	ITEM	
01976	SILVER	2350	60	ITEM	
01985	LIGHT BROWN	2350	60	ITEM	
01988	GOLD	2350	60	ITEM	
01977	SILVER	3000	60	ITEM	
01986	LIGHT BROWN	3000	60	ITEM	
01989	GOLD	3000	60	ITEM	
02906	SILVER	6000	60	ITEM	
02905	LIGHT BROWN	6000	60	ITEM	
02907	GOLD	6000	60	ITEM	

Bottom track **HIDEW II**

5c



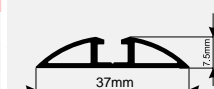
CODE	COLOUR	LENGTH (mm)	COLLECTIVE PACKAGING	PRICED PER	NET PRICE
02881	SILVER	1700	24	ITEM	
02877	LIGHT BROWN	1700	24	ITEM	
02885	GOLD	1700	24	ITEM	
02882	SILVER	2350	24	ITEM	
02878	LIGHT BROWN	2350	24	ITEM	
02886	GOLD	2350	24	ITEM	
02883	SILVER	3000	24	ITEM	
02879	LIGHT BROWN	3000	24	ITEM	
02887	GOLD	3000	24	ITEM	
02884	SILVER	6000	24	ITEM	
02880	LIGHT BROWN	6000	24	ITEM	
02888	GOLD	6000	24	ITEM	

Bottom track **HIDE N**

5d



CODE	COLOUR	LENGTH (mm)	COLLECTIVE PACKAGING	PRICED PER	NET PRICE
02579	SILVER	1700	24	ITEM	
02576	LIGHT BROWN	1700	24	ITEM	
02582	GOLD	1700	24	ITEM	
02580	SILVER	2350	24	ITEM	
02577	LIGHT BROWN	2350	24	ITEM	
02583	GOLD	2350	24	ITEM	
02581	SILVER	3000	24	ITEM	
02578	LIGHT BROWN	3000	24	ITEM	
02584	GOLD	3000	24	ITEM	
02681	SILVER	6000	24	ITEM	
02680	LIGHT BROWN	6000	24	ITEM	
02682	GOLD	6000	24	ITEM	







### End cap for track **HIDE N**

**i** Set includes 2 end caps for track HIDE N



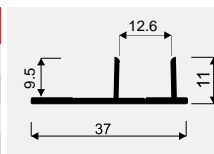
CODE	COLLECTIVE PACKAGING	PRICED PER	NET PRICE
20208	24	SET	

### Track seat

**i** Use with track HIDE M



CODE	COLOUR	LENGTH (mm)	COLLECTIVE PACKAGING	PRICED PER	NET PRICE
50394	RAW	1700	30	ITEM	
50395	RAW	2350	30	ITEM	
50396	RAW	3000	30	ITEM	
50432	RAW	6000	30	ITEM	



### Top carriage **DUO** positioner

**i** Collective package contains 100 positioners



CODE	COLLECTIVE PACKAGING	PRICED PER	NET PRICE
20104	1	COLLECTIVE PACKAGE	

### Stopper for track **HIDE**

**i** Set includes 2 items stopper for track HIDE



CODE	COLLECTIVE PACKAGING	PRICED PER	NET PRICE
20212	24	SET	

### Stopper for bottom carriage **HI-TEC**

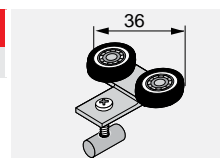


CODE	COLLECTIVE PACKAGING	PRICED PER	NET PRICE
20080	1000	ITEM	

### Guiding carriage **GEMINI WPGm.-DUO**



CODE	COLLECTIVE PACKAGING	PRICED PER	NET PRICE
10040	400	ITEM	





## Basic system components

**SET:** Guiding carriage

**GEMINI WPGm.-DUO Blister**  Set includes two carriages, left and right, fully packaged



CODE	COLLECTIVE PACKAGING	PRICED PER	NET PRICE
10049	50	SET	

Soft-Close


**SEVROMATIC SV-25 i SV-50**  Set includes 2 items L & R



CODE	KG	COLLECTIVE PACKAGING	PRICED PER	NET PRICE
20139	25	24	SET	
20200	50	24	SET	



Soft-Close

**SEVROMATIC MINI SV-40**  Set includes 2 items



CODE	KG	COLLECTIVE PACKAGING	PRICED PER	NET PRICE
20258	40	24	SET	

Soft-Close

**SEVROMATIC TOP SV-60 i SV-80**  Set includes 2 items



CODE	KG	COLLECTIVE PACKAGING	PRICED PER	NET PRICE
20259	60	24	SET	
20267	80	24	SET	

Bottom carriage

**WD 10V HI-TEC**



CODE	COLLECTIVE PACKAGING	PRICED PER	NET PRICE
10043	100	ITEM	

**SET:** Bottom carriage

**WD 10V HI-TEC Blister**  Set includes two carriages and stopper for bottom carriage HI-TEC, fully packaged



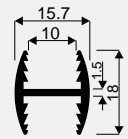
CODE	COLLECTIVE PACKAGING	PRICED PER	NET PRICE
10051	50	SET	



### H10 profile



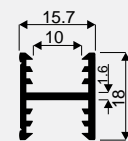
CODE	COLOUR	LENGTH (mm)	COLLECTIVE PACKAGING	PRICED PER	NET PRICE
00207	SILVER	3000	30	ITEM	
00204	LIGHT BROWN	3000	30	ITEM	
00208	GOLD	3000	30	ITEM	
02493	LIGHT BROWN with brushed effect	3000	30	ITEM	
03103	BLACK with brushed effect	3000	30	ITEM	
03104	COGNAC with brushed effect	3000	30	ITEM	



### H10 profile - Decor

**DECOR**

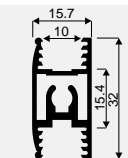
CODE	COLOUR	LENGTH (mm)	COLLECTIVE PACKAGING	PRICED PER	NET PRICE
01617	SILVER	3000	30	ITEM	
01616	LIGHT BROWN	3000	30	ITEM	
01618	GOLD	3000	30	ITEM	



### H30 profile - Decor

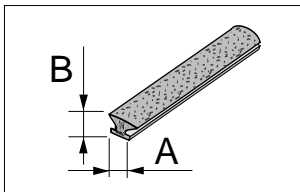
**DECOR**

CODE	COLOUR	LENGTH (mm)	COLLECTIVE PACKAGING	PRICED PER	NET PRICE
00222	SILVER	3000	20	ITEM	
00219	LIGHT BROWN	3000	20	ITEM	
00223	GOLD	3000	20	ITEM	

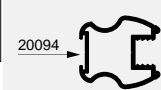


### TEXTILE DOOR STOP

**i** All brushes on page 372

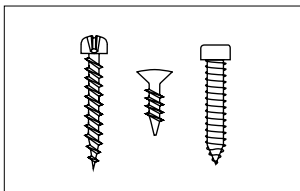


CODE	NAME	A (mm)	B (mm)	INSTALLATION	COLLECTIVE PACKAGING	PRICED PER	NET PRICE
20094	TEXTILE DOOR STOP	14.5	4	INSERTED	200	RUNNING METRE	
20224	TEXTILE DOOR STOP	14.5	4	INSERTED	10	COLLECTIVE PACKAGE (80 r.m.)	

**Handle GEMINI****Handle JULIA II****Handle KARAT****Handle ROMEO II**

### Screws SMART, UNIX and SELF-TAPPING

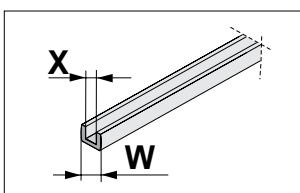
**i** Collective package contains 100 screws



CODE	NAME	DIMENSIONS (mm)	COLLECTIVE PACKAGING	PRICED PER	NET PRICE
20041	SCREW SMART	2.5 x 18	1	COLLECTIVE PACKAGE	
20092	SCREW SMART	2.5 x 25	1	COLLECTIVE PACKAGE	
20107	COUNTERSUNK SCREW UNIX	3 x 13	1	COLLECTIVE PACKAGE	
20001	SELF-TAPPING SCREW	6.3 x 32	2000	ITEM	

### GASKET

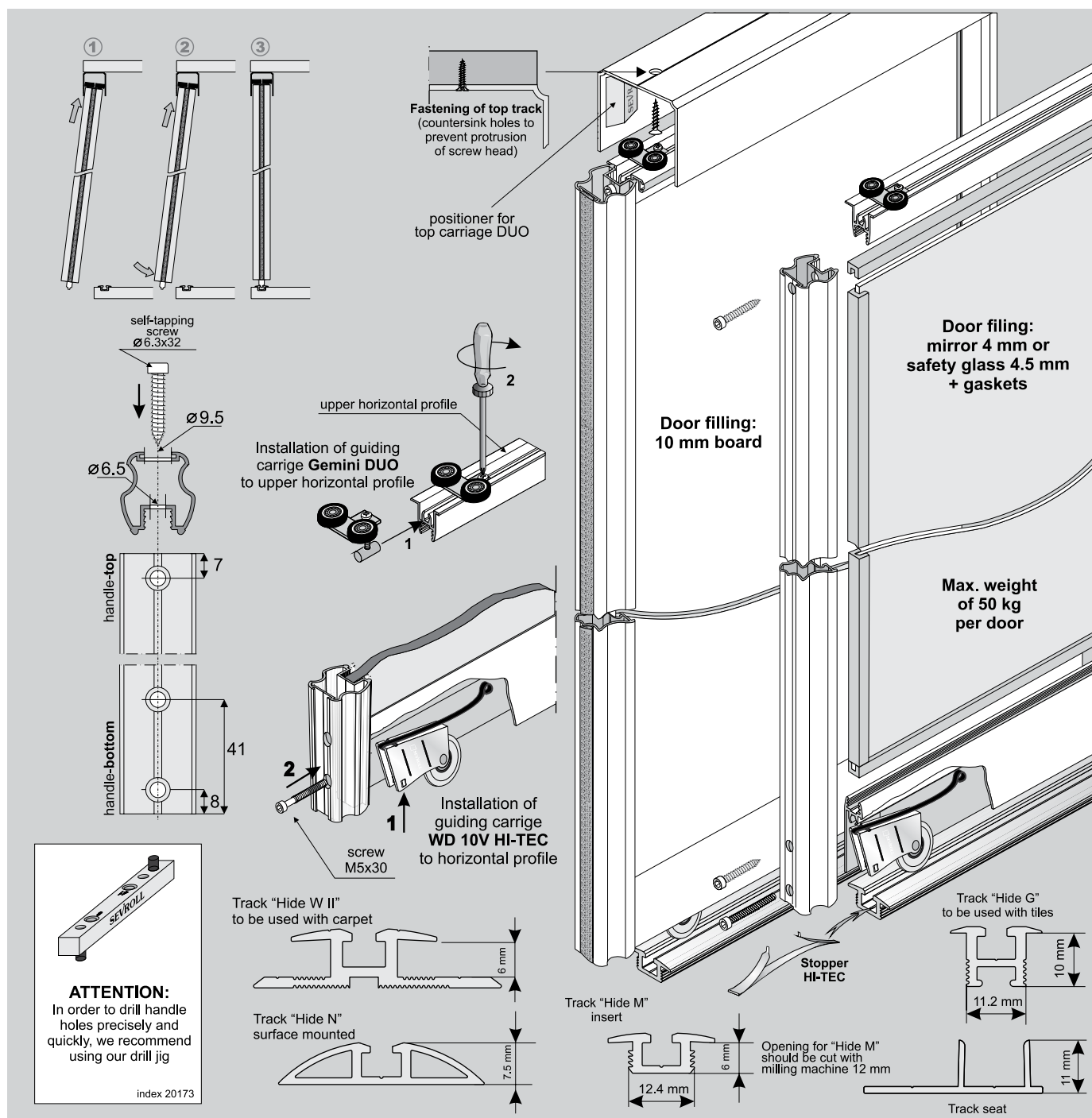
**i** All gaskets on page 372



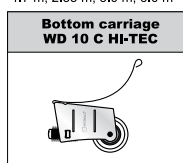
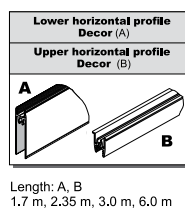
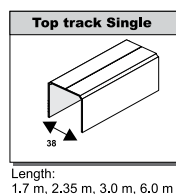
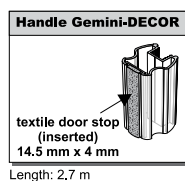
CODE	X (mm)	W (mm)	COLLECTIVE PACKAGING	PRICED PER	NET PRICE
20031	4	10	100	RUNNING METRE	
20032	4.5	10	100	RUNNING METRE	
20033	6	10	100	RUNNING METRE	
20098	6.4	10	100	RUNNING METRE	
20052	8	10	100	RUNNING METRE	





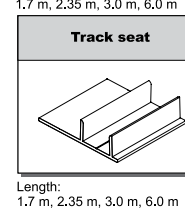
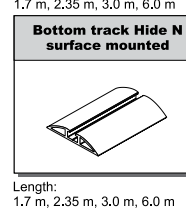
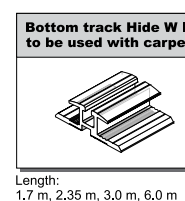
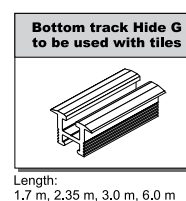
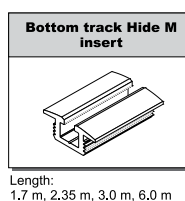


## COMPONENTS

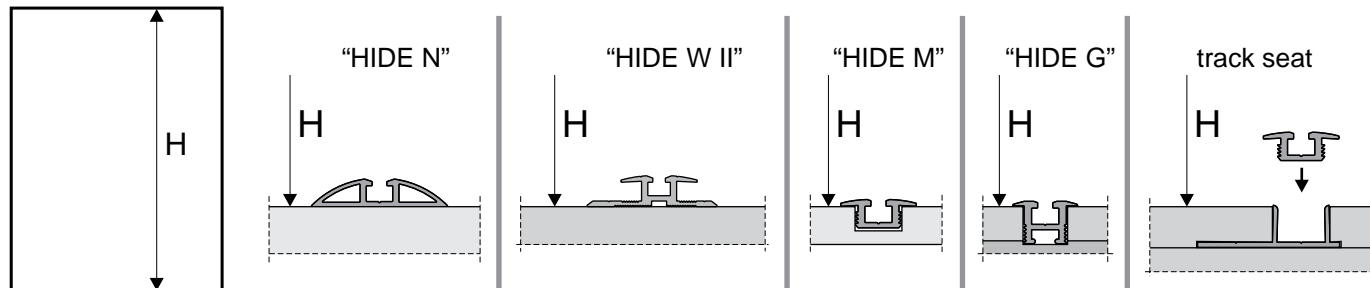


*You must remember to purchase self-tapping screws  
to construct each door (4 screws per door).  
When using safety glass, you must also remember  
to purchase gaskets.*

## DEPENDENT ON FLOOR TYPE, YOU MAY CHOOSE FROM DIFFERENT BOTTOM TRACKS



## Dimensions of opening

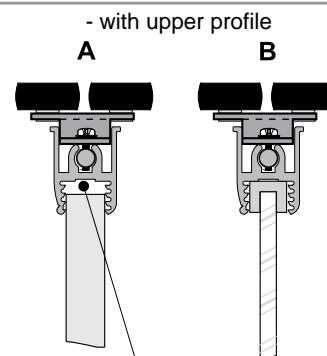
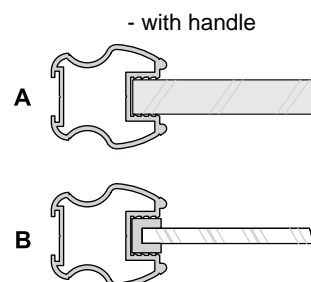


handle length = door height

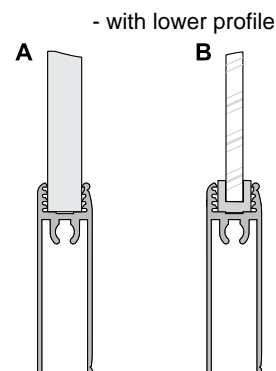
door filling - # 10 mm board, # 4 mm mirror  
or # 4.5 mm safety glass

Track <b>"HIDE N"</b> door height	- h	$h = H - 38 \text{ mm}$
door wing height with soft-close fitted <i>Track "HIDE N"</i>	Mini SV40	$h = H - 42 \text{ mm}$
	Top SV60	$h = H - 45 \text{ mm}$
	SV-25	$h = H - 38 \text{ mm}$
	SV-50	$h = H - 38 \text{ mm}$
Track <b>"HIDE W"</b> door height	- h	$h = H - 40 \text{ mm}$
door wing height with soft-close fitted <i>Track "HIDE W"</i>	Mini SV40	$h = H - 44 \text{ mm}$
	Top SV60	$h = H - 47 \text{ mm}$
	SV-25	$h = H - 40 \text{ mm}$
	SV-50	$h = H - 40 \text{ mm}$
Track <b>"HIDE M", "HIDE G", track seat</b> door height	- h	$h = H - 33 \text{ mm}$
door wing height with soft-close fitted <i>"HIDE M, HIDE G"</i>	Mini SV40	$h = H - 37 \text{ mm}$
	Top SV60	$h = H - 40 \text{ mm}$
	SV-25	$h = H - 33 \text{ mm}$
	SV-50	$h = H - 33 \text{ mm}$
board height	- hb	$hb = h - 64 \text{ mm}$
assumed door width		w
board width	- wb	$wb = w - 46 \text{ mm}$
lower horizontal profile length	- L	$L = U = w - 63 \text{ mm}$
upper horizontal profile length	- U	

Installation method for fitting 10 mm board (diag. A)  
and 4 mm mirror or glass (diag. B)

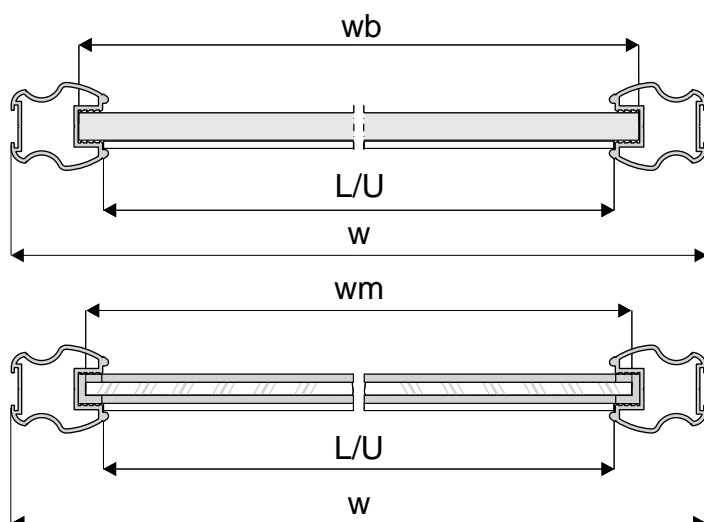


construction clearance included in the  
calculation of the height of board



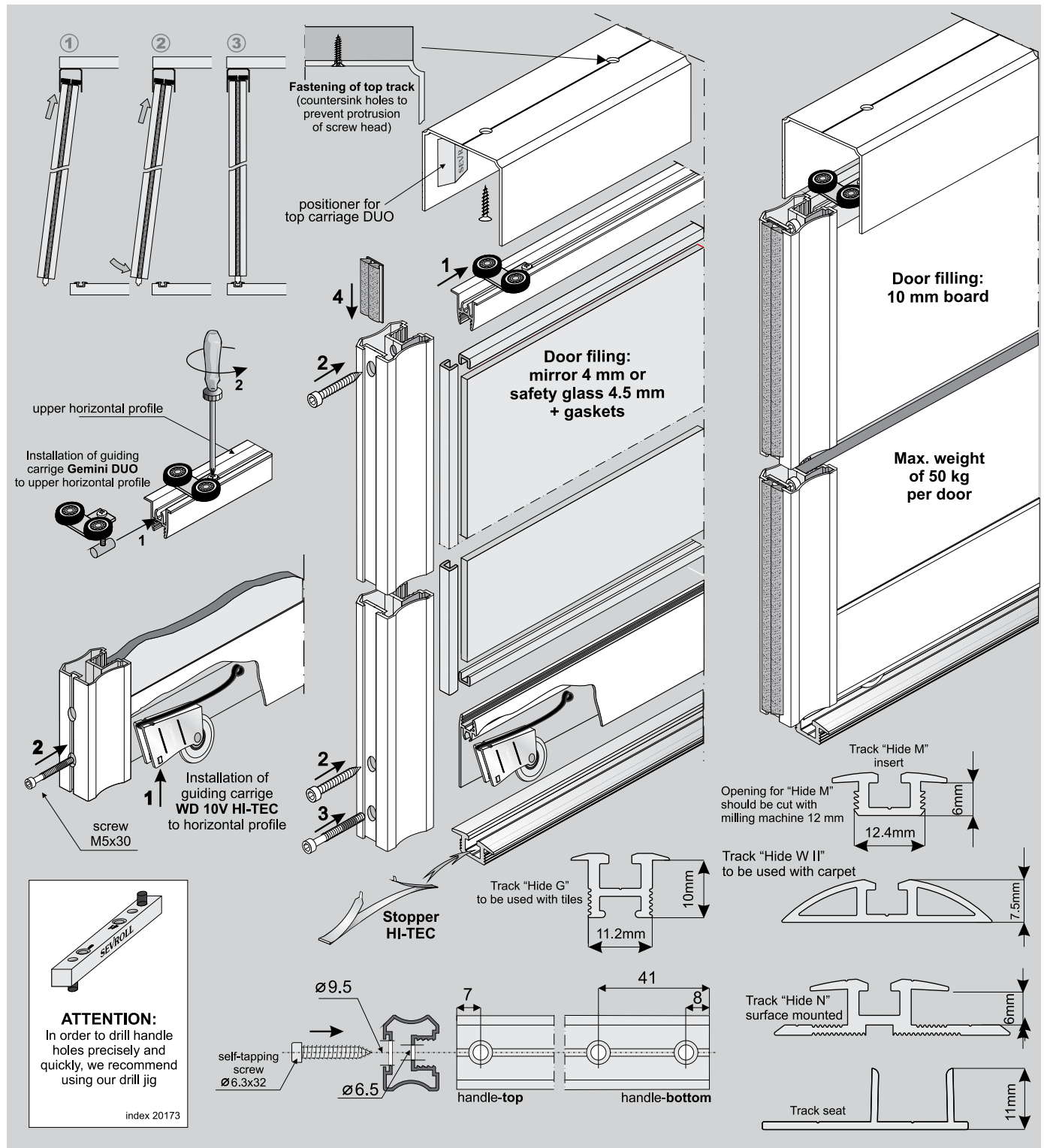
## ATTENTION!

Mirror (4mm) should be used with a safety  
backing film. Safety glass (4.5 mm) comprises  
of two thin layers with a film in-between.  
Both mirror and glass need fitting gasket.

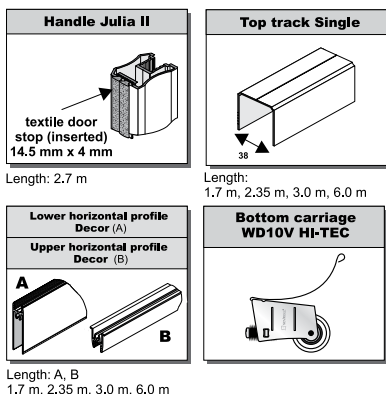


mirror height	- hm	$hm = hb$
mirror width	- wm	$wm = wb - 4 \text{ mm}$

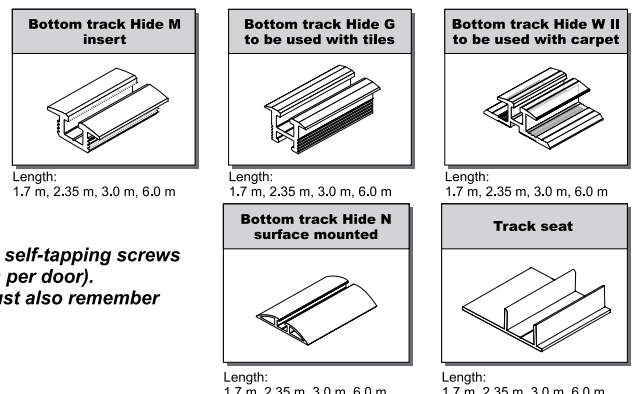




## COMPONENTS

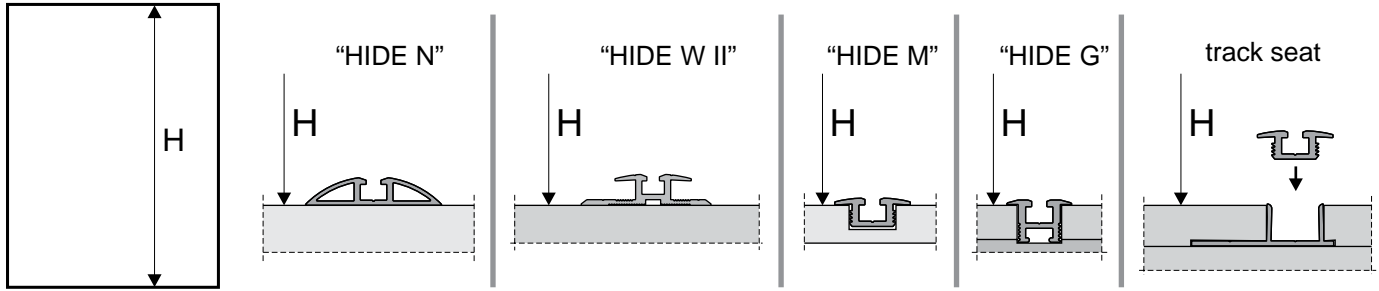


## DEPENDENT ON FLOOR TYPE, YOU MAY CHOOSE FROM DIFFERENT BOTTOM TRACKS



*You must remember to purchase self-tapping screws to construct each door (4 screws per door).  
When using safety glass, you must also remember to purchase gaskets.*

## Dimensions of opening

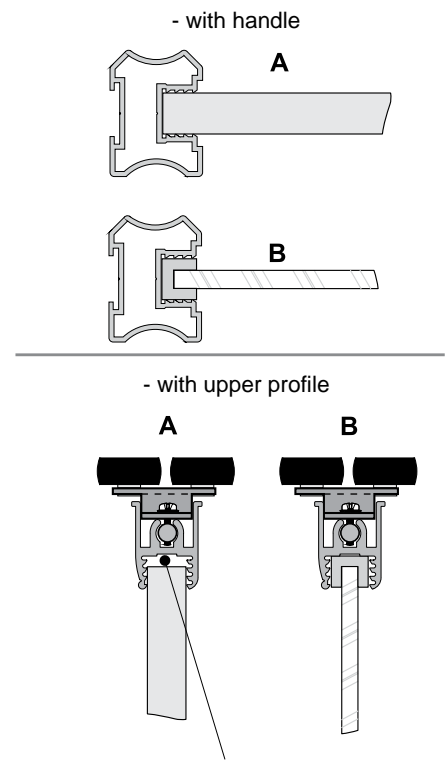


handle length = door height

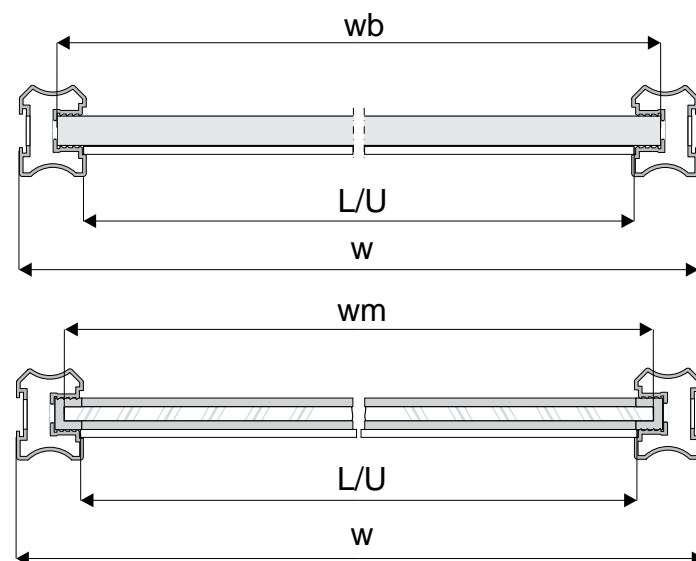
door filling - # 10 mm board

Track <b>"HIDE N"</b> door height	- h	$h = H - 38 \text{ mm}$
door wing height with soft-close fitted	Track <b>"HIDE N"</b> Mini SV40	$h = H - 42 \text{ mm}$
	Top SV60	$h = H - 45 \text{ mm}$
	SV-25 SV-50	$h = H - 38 \text{ mm}$
Track <b>"HIDE W"</b> door height	- h	$h = H - 40 \text{ mm}$
door wing height with soft-close fitted	Track <b>"HIDE W"</b> Mini SV40	$h = H - 44 \text{ mm}$
	Top SV60	$h = H - 47 \text{ mm}$
	SV-25 SV-50	$h = H - 40 \text{ mm}$
Track <b>"HIDE M"</b> , <b>"HIDE G"</b> , track seat door height	- h	$h = H - 33 \text{ mm}$
door wing height with soft-close fitted	<b>"HIDE M, HIDE G"</b> Mini SV40	$h = H - 37 \text{ mm}$
	Top SV60	$h = H - 40 \text{ mm}$
	SV-25 SV-50	$h = H - 33 \text{ mm}$
board height	- hb	$hb = h - 64 \text{ mm}$
assumed door width		w
board width	- wb	$wb = w - 25 \text{ mm}$
lower horizontal profile length	- L	$L = U = w - 42 \text{ mm}$
upper horizontal profile length	- U	

Installation method for fitting 10 mm board (diag. A)  
and 4 mm mirror or glass (diag. B)



construction clearance included in the  
calculation of the height of board

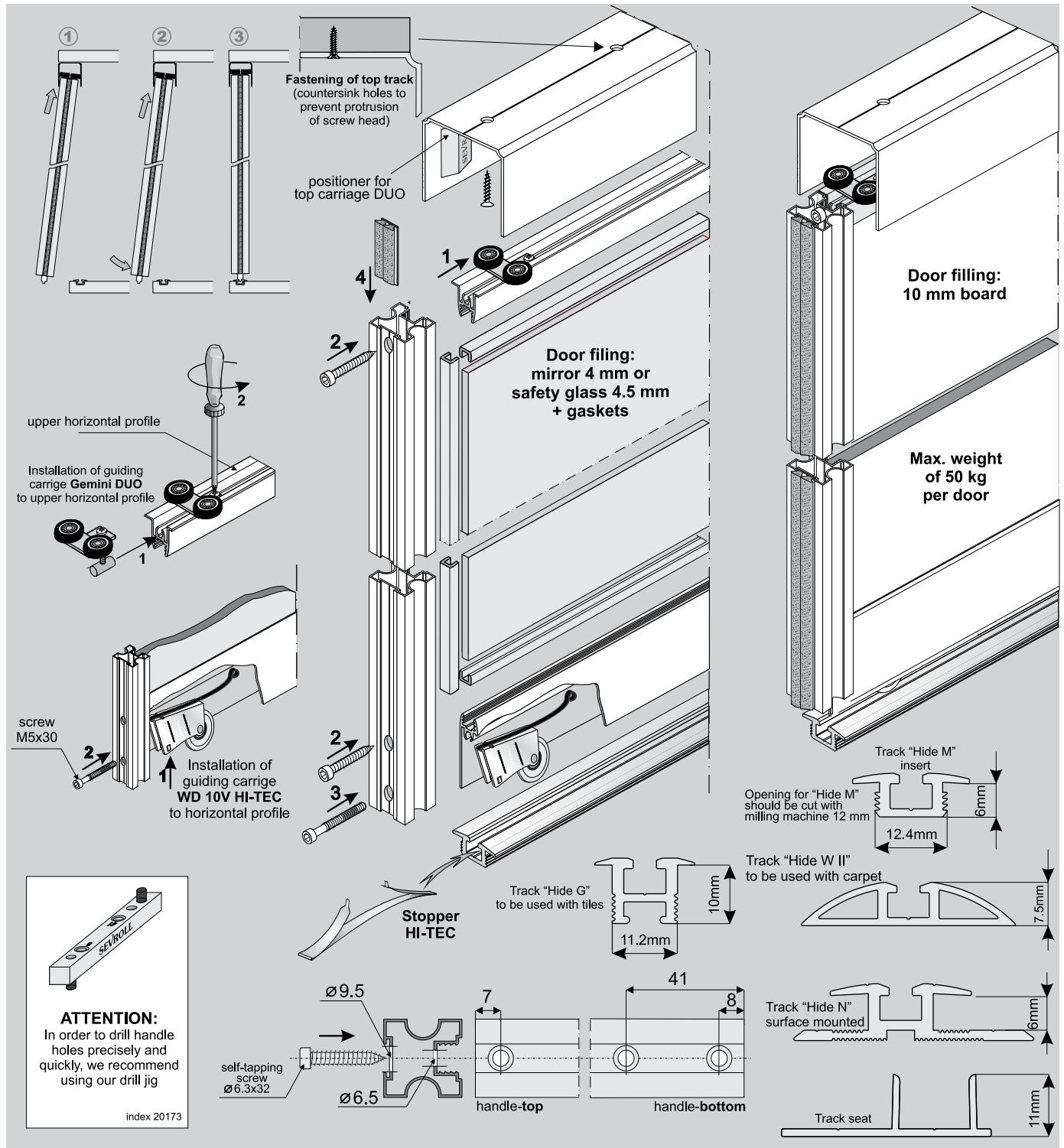


door filling - 4 mm mirror or # 4.5 mm safety glass

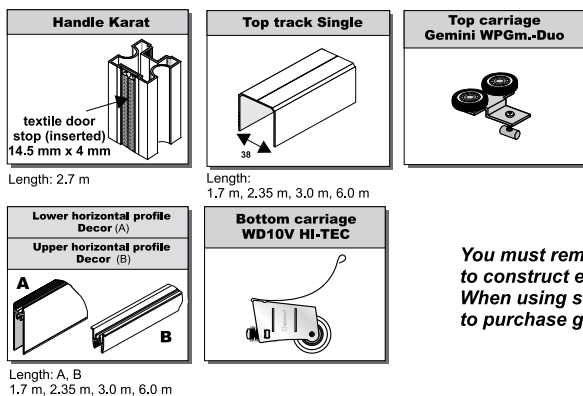
mirror height	- hm	$hm = hb$
mirror width	- wm	$wm = wb - 4 \text{ mm}$

## ATTENTION!

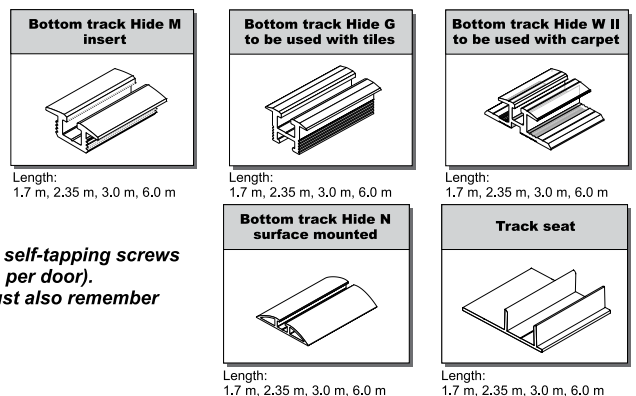
Mirror (4 mm) should be used with a safety  
backing film. Safety glass (4.5 mm) comprises  
of two thin layers with a film in-between.  
Both mirror and glass need fitting gasket.



## COMPONENTS

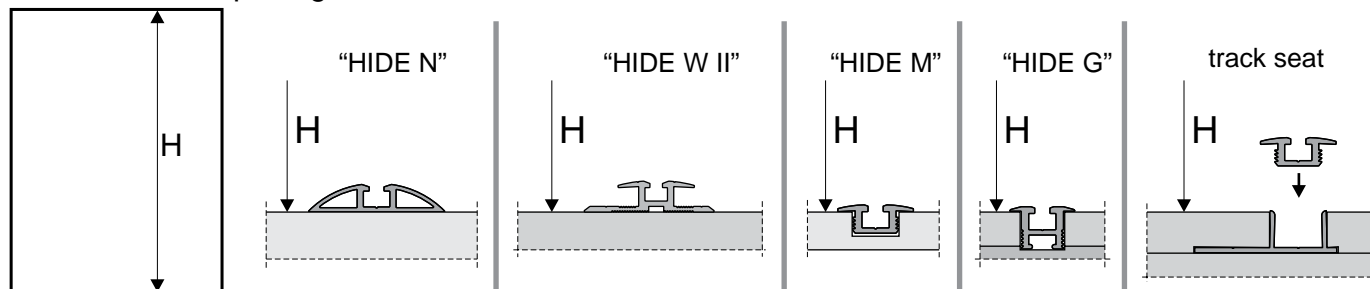


## DEPENDENT ON FLOOR TYPE, YOU MAY CHOOSE FROM DIFFERENT BOTTOM TRACKS



*You must remember to purchase self-tapping screws to construct each door (4 screws per door). When using safety glass, you must also remember to purchase gaskets.*

## Dimensions of opening

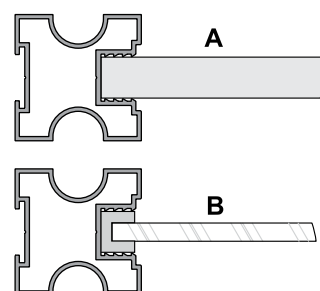


handle length = door height

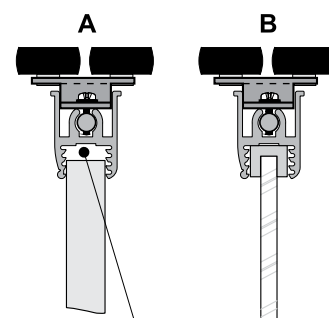
door filling - # 10 mm board

Installation method for fitting 10 mm board (diag. A) and 4 mm mirror or glass (diag. B)

- with handle

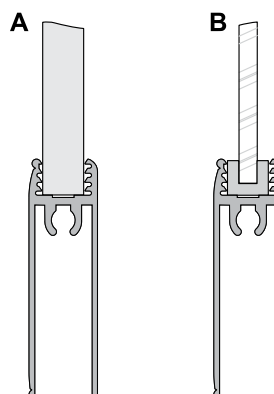


- with upper profile



construction clearance included in the calculation of the height of board

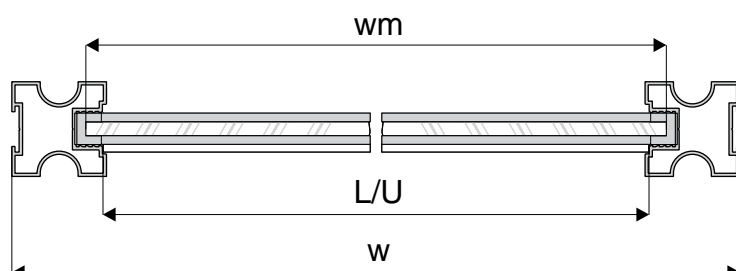
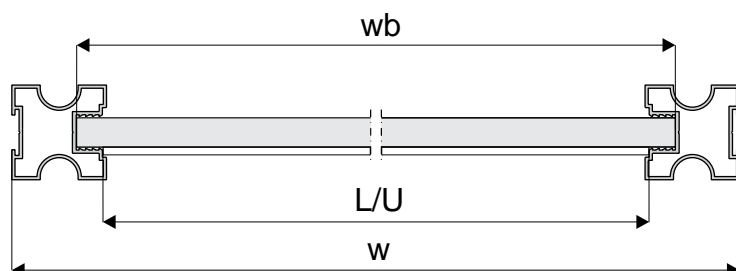
- with lower profile



## ATTENTION!

**Mirror (4 mm) should be used with a safety backing film. Safety glass (4.5 mm) comprises of two thin layers with a film in-between. Both mirror and glass need fitting gasket.**

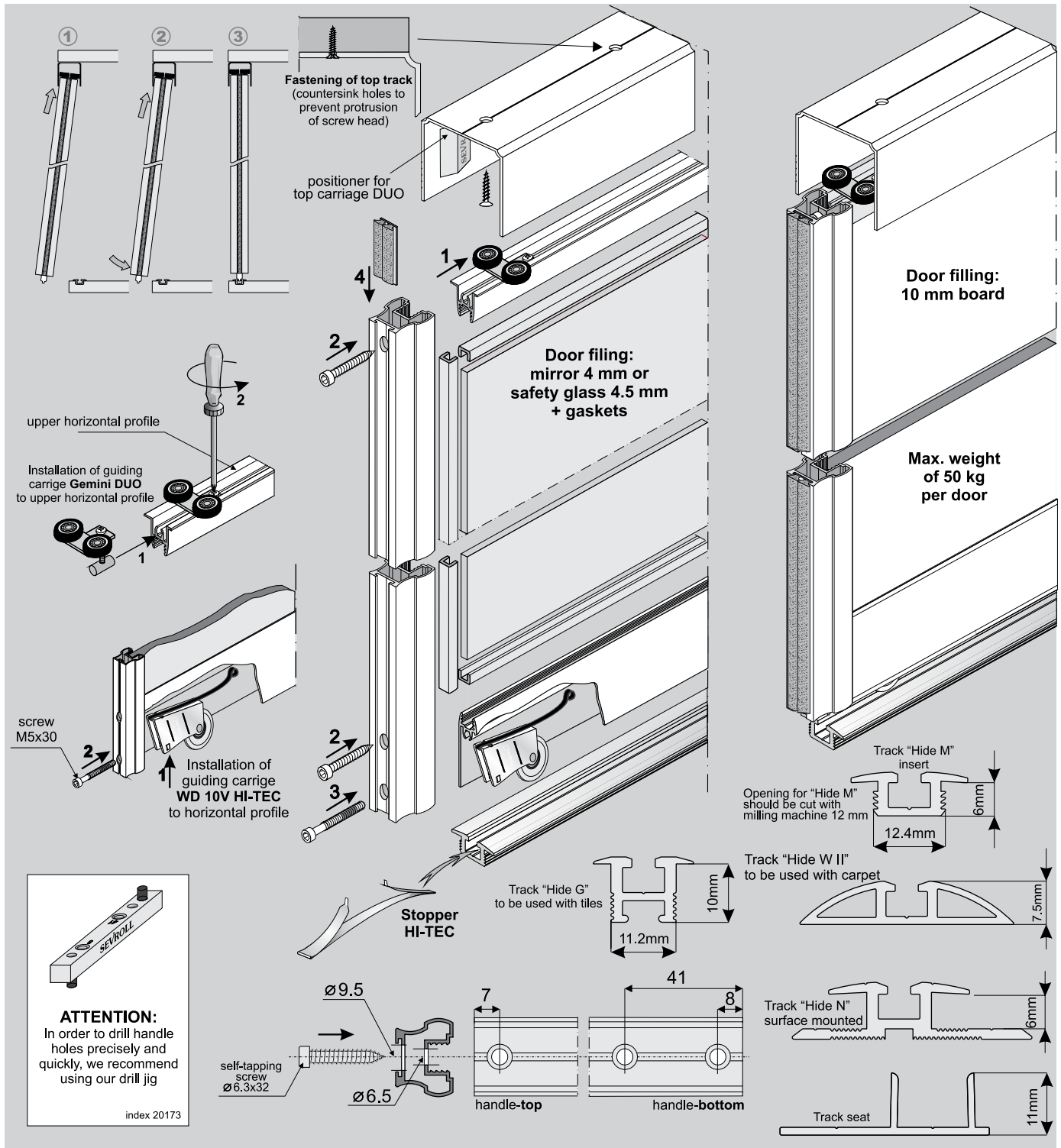
Track <b>"HIDE N"</b> door height	- h	$h = H - 38 \text{ mm}$
door wing height with soft-close fitted <i>Track "HIDE N"</i>	Mini SV40	$h = H - 42 \text{ mm}$
	Top SV60	$h = H - 45 \text{ mm}$
	SV-25 SV-50	$h = H - 38 \text{ mm}$
Track <b>"HIDE W"</b> door height	- h	$h = H - 40 \text{ mm}$
door wing height with soft-close fitted <i>Track "HIDE W"</i>	Mini SV40	$h = H - 44 \text{ mm}$
	Top SV60	$h = H - 47 \text{ mm}$
	SV-25 SV-50	$h = H - 40 \text{ mm}$
Track <b>"HIDE M", "HIDE G", track seat</b> door height	- h	$h = H - 33 \text{ mm}$
door wing height with soft-close fitted <i>"HIDE M, HIDE G"</i>	Mini SV40	$h = H - 37 \text{ mm}$
	Top SV60	$h = H - 40 \text{ mm}$
	SV-25 SV-50	$h = H - 33 \text{ mm}$
board height	- hb	$hb = h - 64 \text{ mm}$
assumed door width		w
board width	- wb	$wb = w - 41 \text{ mm}$
lower horizontal profile length	- L	$L = U = w - 58 \text{ mm}$
upper horizontal profile length	- U	



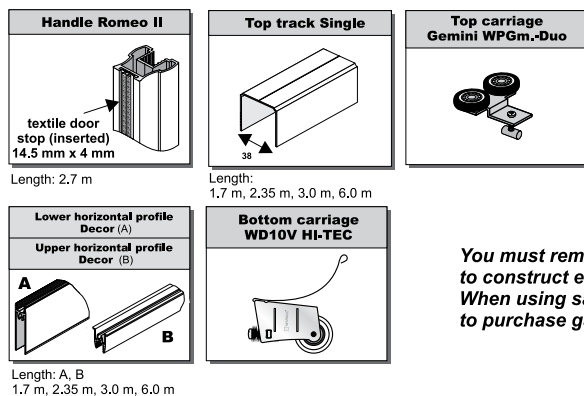
door filling - 4 mm mirror or # 4.5 mm safety glass

mirror height	- hm	$hm = hb$
mirror width	- wm	$wm = wb - 4 \text{ mm}$

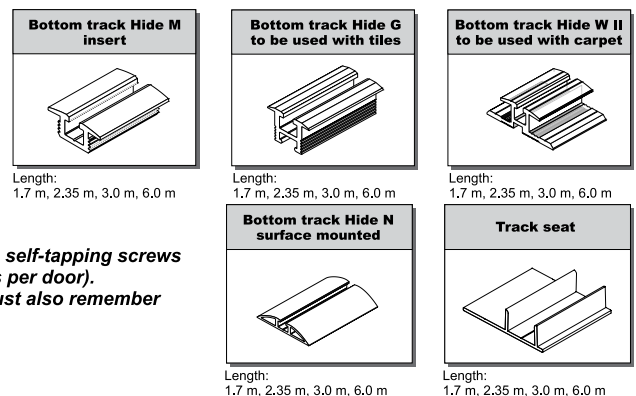




## COMPONENTS

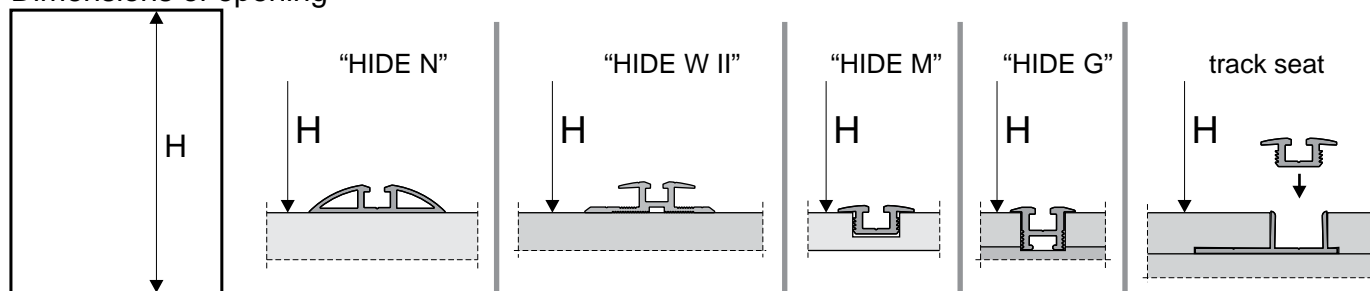


## DEPENDENT ON FLOOR TYPE, YOU MAY CHOOSE FROM DIFFERENT BOTTOM TRACKS



*You must remember to purchase self-tapping screws to construct each door (4 screws per door). When using safety glass, you must also remember to purchase gaskets.*

## Dimensions of opening

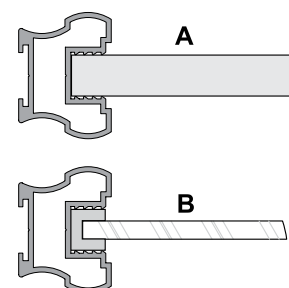


handle length = door height

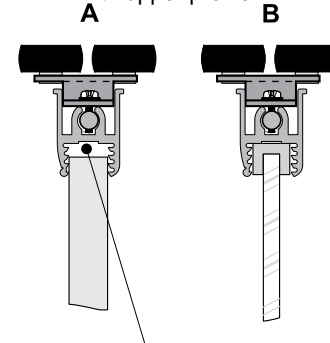
door filling - # 10 mm board

Installation method for fitting 10 mm board (diag. A) and 4 mm mirror or glass (diag. B)

- with handle

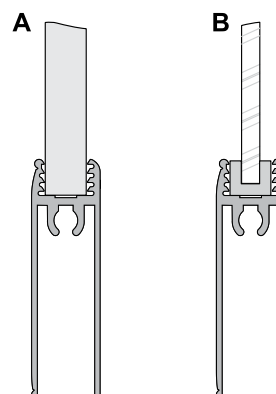


- with upper profile



construction clearance included in the calculation of the height of board

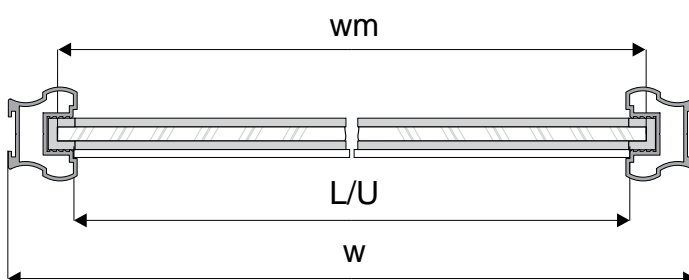
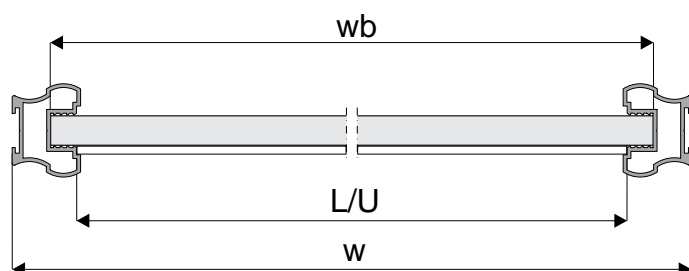
- with lower profile



## ATTENTION!

**Mirror (4 mm) should be used with a safety backing film. Safety glass (4.5 mm) comprises of two thin layers with a film in-between. Both mirror and glass need fitting gasket.**

Track <b>"HIDE N"</b> door height	- h	$h = H - 38 \text{ mm}$
door wing height with soft-close fitted <i>Track "HIDE N"</i>	Mini SV40	$h = H - 42 \text{ mm}$
	Top SV60	$h = H - 45 \text{ mm}$
	SV-25 SV-50	$h = H - 38 \text{ mm}$
Track <b>"HIDE W"</b> door height	- h	$h = H - 40 \text{ mm}$
door wing height with soft-close fitted <i>Track "HIDE W"</i>	Mini SV40	$h = H - 44 \text{ mm}$
	Top SV60	$h = H - 47 \text{ mm}$
	SV-25 SV-50	$h = H - 40 \text{ mm}$
Track <b>"HIDE M"</b> , <b>"HIDE G"</b> , track seat door height	- h	$h = H - 33 \text{ mm}$
door wing height with soft-close fitted <i>"HIDE M, HIDE G"</i>	Mini SV40	$h = H - 37 \text{ mm}$
	Top SV60	$h = H - 40 \text{ mm}$
	SV-25 SV-50	$h = H - 33 \text{ mm}$
board height	- hb	$hb = h - 64 \text{ mm}$
assumed door width		w
board width	- wb	$wb = w - 25 \text{ mm}$
lower horizontal profile length	- L	$L = U = w - 42 \text{ mm}$
upper horizontal profile length	- U	



door filling - 4 mm mirror or # 4.5 mm safety glass

mirror height	- hm	$hm = hb$
mirror width	- wm	$wm = wb - 4 \text{ mm}$

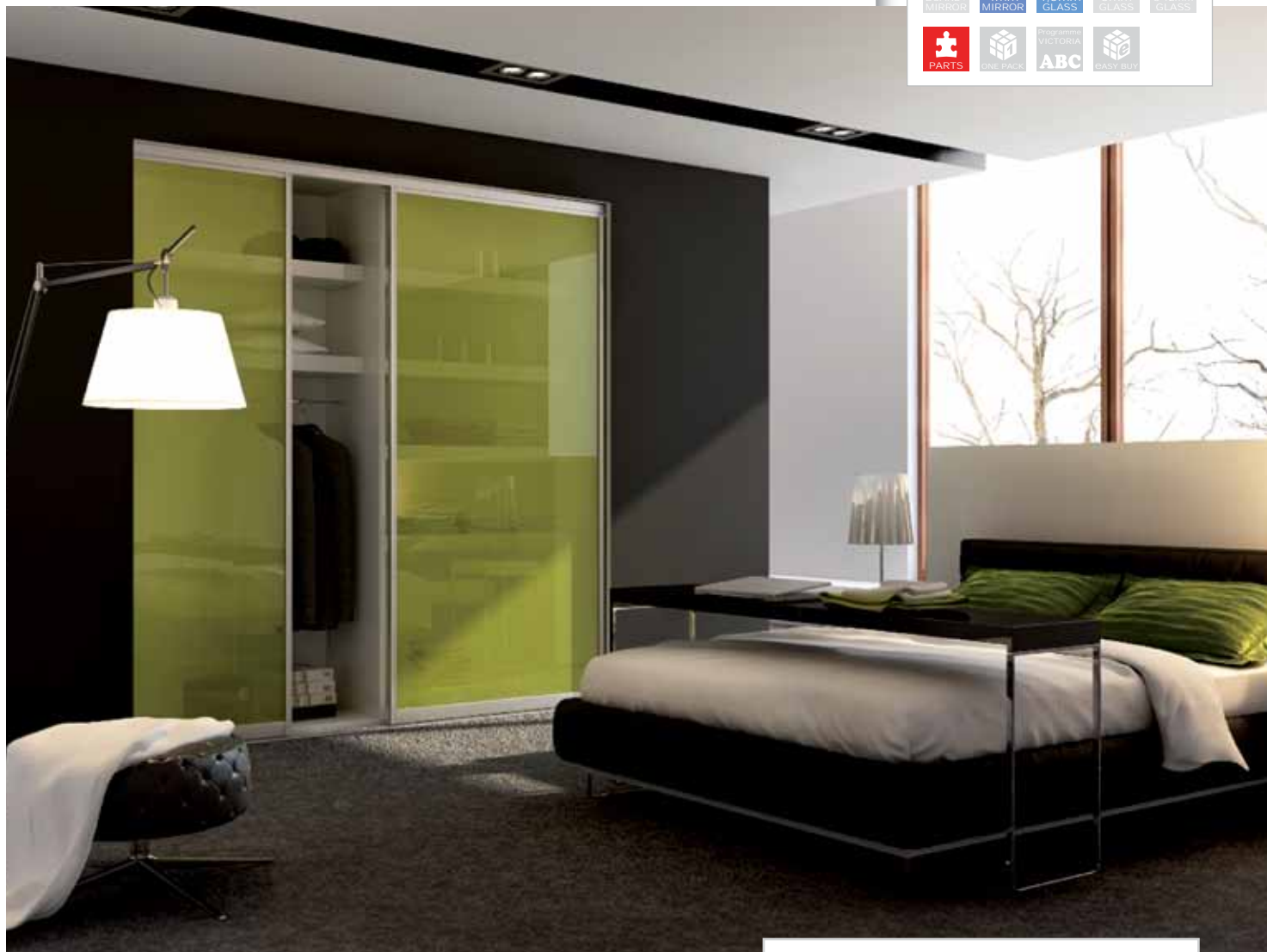
## SYSTEM

# TOP 10

Twin track sliding doors with single carriage system



8 kg	14 kg	16 kg	25 kg	35 kg
40 kg	45 kg	50 kg	60 kg	70 kg
100 kg	120 kg			
10mm BOARD	16mm BOARD	18mm BOARD	16-40mm BOARD	16-50mm BOARD
BOARD+MIRROR	4mm MIRROR	4.5mm GLASS	6mm GLASS	8-12mm GLASS
PARTS	ONE PACK	Programma VICTORIA ABC	EASY BUY	

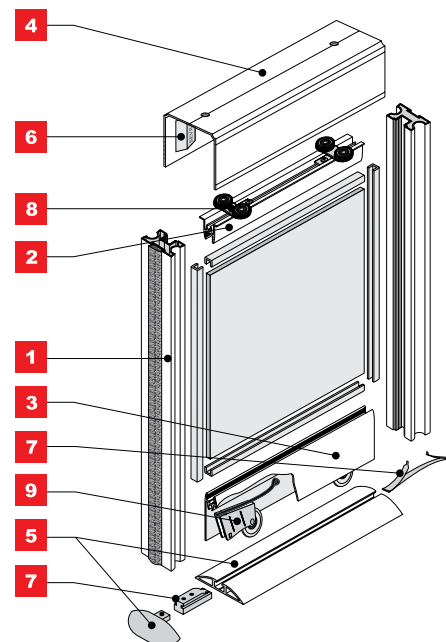


### CHARACTERISTICS

► Application	Sliding doors
► Track	Single
▼ Carriage system	Bottom
► Top guide	Ball bearing carriage
► Bottom guide	Ball bearing carriage (load bearing)
► Construction	Frame
► Filling thickness	10 mm
► Filling type	10 mm MFC or 4.5 mm safety glass or 4 mm mirror
► Max. door load	50 kg
► Max. handle length	3.00 m
► Max. track length	6.00 m
► Textile door stops	Yes
► Anti-dust brushes	n/a
► Sales programme	Components are available individually
► Decorative profile programme	DECOR

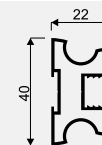
### USAGE

- Built-in furniture, walk-in wardrobes, wardrobes, attics

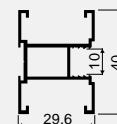


Handle **MASTER**

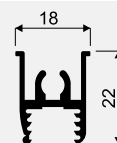
CODE	COLOUR	LENGTH (mm)	COLLECTIVE PACKAGING	PRICED PER	NET PRICE
02376	SILVER	2700	20	ITEM	
02377	LIGHT BROWN	2700	20	ITEM	
02378	GOLD	2700	20	ITEM	
02379	SILVER	3000	20	ITEM	
02380	LIGHT BROWN	3000	20	ITEM	
02381	GOLD	3000	20	ITEM	

Handle **STAR**

CODE	COLOUR	LENGTH (mm)	COLLECTIVE PACKAGING	PRICED PER	NET PRICE
03210	SILVER	2700	10	ITEM	
03209	LIGHT BROWN	2700	10	ITEM	
03211	GOLD	2700	10	ITEM	

Upper horizontal profile **Decor****DECOR**

CODE	COLOUR	LENGTH (mm)	COLLECTIVE PACKAGING	PRICED PER	NET PRICE
02912	SILVER	1700	24	ITEM	
02908	LIGHT BROWN	1700	24	ITEM	
02916	GOLD	1700	24	ITEM	
03042	LIGHT BROWN with brushed effect	1700	24	ITEM	
03097	BLACK with brushed effect	1700	24	ITEM	
03100	COGNAC with brushed effect	1700	24	ITEM	
02913	SILVER	2350	24	ITEM	
02909	LIGHT BROWN	2350	24	ITEM	
02917	GOLD	2350	24	ITEM	
03043	LIGHT BROWN with brushed effect	2350	24	ITEM	
03098	BLACK with brushed effect	2350	24	ITEM	
03101	COGNAC with brushed effect	2350	24	ITEM	
02914	SILVER	3000	24	ITEM	
02910	LIGHT BROWN	3000	24	ITEM	
02918	GOLD	3000	24	ITEM	
03044	LIGHT BROWN with brushed effect	3000	24	ITEM	
03099	BLACK with brushed effect	3000	24	ITEM	
03102	COGNAC with brushed effect	3000	24	ITEM	
02915	SILVER	6000	24	ITEM	
02911	LIGHT BROWN	6000	24	ITEM	
02919	GOLD	6000	24	ITEM	





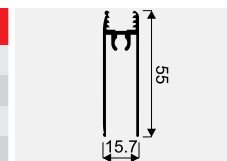
Lower horizontal profile **Decor**



**DECOR**



CODE	COLOUR	LENGTH (mm)	COLLECTIVE PACKAGING	PRICED PER	NET PRICE
00161	SILVER	1700	12	ITEM	
00152	LIGHT BROWN	1700	12	ITEM	
00164	GOLD	1700	12	ITEM	
02490	LIGHT BROWN with brushed effect	1700	12	ITEM	
03091	BLACK with brushed effect	1750	12	ITEM	
03094	COGNAC with brushed effect	1750	12	ITEM	
00162	SILVER	2350	12	ITEM	
00153	LIGHT BROWN	2350	12	ITEM	
00165	GOLD	2350	12	ITEM	
02491	LIGHT BROWN with brushed effect	2350	12	ITEM	
03092	BLACK with brushed effect	2350	12	ITEM	
03095	COGNAC with brushed effect	2350	12	ITEM	
00163	SILVER	3000	12	ITEM	
00155	LIGHT BROWN	3000	12	ITEM	
00166	GOLD	3000	12	ITEM	
02492	LIGHT BROWN with brushed effect	3000	12	ITEM	
03093	BLACK with brushed effect	3000	12	ITEM	
03096	COGNAC with brushed effect	3000	12	ITEM	
02764	SILVER	6000	12	ITEM	
02763	LIGHT BROWN	6000	12	ITEM	
02827	GOLD	6000	12	ITEM	

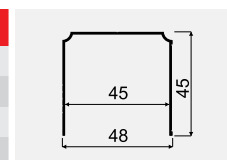


Top track **TOP - Decor**

**DECOR**



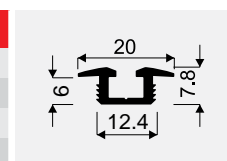
CODE	COLOUR	LENGTH (mm)	COLLECTIVE PACKAGING	PRICED PER	NET PRICE
03198	SILVER	1700	12	ITEM	
03196	LIGHT BROWN	1700	12	ITEM	
03200	GOLD	1700	12	ITEM	
03199	SILVER	2350	12	ITEM	
03197	LIGHT BROWN	2350	12	ITEM	
03201	GOLD	2350	12	ITEM	
03074	SILVER	3000	12	ITEM	
03072	LIGHT BROWN	3000	12	ITEM	
03076	GOLD	3000	12	ITEM	
03075	SILVER	6000	12	ITEM	
03073	LIGHT BROWN	6000	12	ITEM	
03077	GOLD	6000	12	ITEM	



Bottom track **HIDE M**



CODE	COLOUR	LENGTH (mm)	COLLECTIVE PACKAGING	PRICED PER	NET PRICE
01978	SILVER	1700	60	ITEM	
01990	LIGHT BROWN	1700	60	ITEM	
01993	GOLD	1700	60	ITEM	
01979	SILVER	2350	60	ITEM	
01991	LIGHT BROWN	2350	60	ITEM	
01994	GOLD	2350	60	ITEM	
01980	SILVER	3000	60	ITEM	
01992	LIGHT BROWN	3000	60	ITEM	
01995	GOLD	3000	60	ITEM	
02676	SILVER	6000	60	ITEM	
02677	LIGHT BROWN	6000	60	ITEM	
02679	GOLD	6000	60	ITEM	

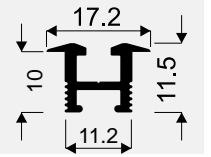


Bottom track **HIDE G**

5b



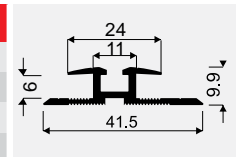
CODE	COLOUR	LENGTH (mm)	COLLECTIVE PACKAGING	PRICED PER	NET PRICE
01975	SILVER	1700	60	ITEM	
01984	LIGHT BROWN	1700	60	ITEM	
01987	GOLD	1700	60	ITEM	
01976	SILVER	2350	60	ITEM	
01985	LIGHT BROWN	2350	60	ITEM	
01988	GOLD	2350	60	ITEM	
01977	SILVER	3000	60	ITEM	
01986	LIGHT BROWN	3000	60	ITEM	
01989	GOLD	3000	60	ITEM	
02906	SILVER	6000	60	ITEM	
02905	LIGHT BROWN	6000	60	ITEM	
02907	GOLD	6000	60	ITEM	

Bottom track **HIDEW II**

5c



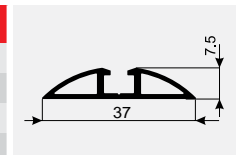
CODE	COLOUR	LENGTH (mm)	COLLECTIVE PACKAGING	PRICED PER	NET PRICE
02881	SILVER	1700	24	ITEM	
02877	LIGHT BROWN	1700	24	ITEM	
02885	GOLD	1700	24	ITEM	
02882	SILVER	2350	24	ITEM	
02878	LIGHT BROWN	2350	24	ITEM	
02886	GOLD	2350	24	ITEM	
02883	SILVER	3000	24	ITEM	
02879	LIGHT BROWN	3000	24	ITEM	
02887	GOLD	3000	24	ITEM	
02884	SILVER	6000	24	ITEM	
02880	LIGHT BROWN	6000	24	ITEM	
02888	GOLD	6000	24	ITEM	

Bottom track **HIDE N**

5d



CODE	COLOUR	LENGTH (mm)	COLLECTIVE PACKAGING	PRICED PER	NET PRICE
02579	SILVER	1700	24	ITEM	
02576	LIGHT BROWN	1700	24	ITEM	
02582	GOLD	1700	24	ITEM	
02580	SILVER	2350	24	ITEM	
02577	LIGHT BROWN	2350	24	ITEM	
02583	GOLD	2350	24	ITEM	
02581	SILVER	3000	24	ITEM	
02578	LIGHT BROWN	3000	24	ITEM	
02584	GOLD	3000	24	ITEM	
02681	SILVER	6000	24	ITEM	
02680	LIGHT BROWN	6000	24	ITEM	
02682	GOLD	6000	24	ITEM	

End cap for track **HIDE N**

**i** Set includes 2 items end cap for track HIDE N

5d +



CODE	COLLECTIVE PACKAGING	PRICED PER	NET PRICE
20208	24	SET	

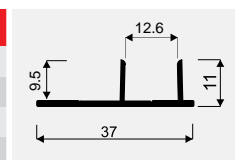
Track **SEAT**

**i** Used with track HIDE M

5a +



CODE	COLOUR	LENGTH (mm)	COLLECTIVE PACKAGING	PRICED PER	NET PRICE
50394	RAW	1700	30	ITEM	
50395	RAW	2350	30	ITEM	
50396	RAW	3000	30	ITEM	
50432	RAW	6000	30	ITEM	



Top carriage **DUO** positioner

**i** Collective package contains 100 positioners



CODE	COLLECTIVE PACKAGING	PRICED PER	NET PRICE
20104	1	COLLECTIVE PACKAGE	

Stopper for track **HIDE**

**i** Each set includes 2 items stopper for tracks HIDE



CODE	COLLECTIVE PACKAGING	PRICED PER	NET PRICE
20212	24	SET	

Stopper for bottom carriage **HI-TEC**

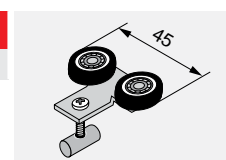


CODE	COLLECTIVE PACKAGING	PRICED PER	NET PRICE
20080	1000	ITEM	

Guiding carriage  
**MASTER WPMs.-DUO**



CODE	COLLECTIVE PACKAGING	PRICED PER	NET PRICE
10086	200	ITEM	



Soft-Close  
**SEVROMATIC SV-25 i SV-50**

**i** Set includes 2 items L & R



CODE	KG	COLLECTIVE PACKAGING	PRICED PER	NET PRICE
20139	25	24	SET	
20200	50	24	SET	



Soft-Close  
**SEVROMATIC MINI SV-40**

**i** Set includes 2 items



CODE	KG	COLLECTIVE PACKAGING	PRICED PER	NET PRICE
20258	40	24	SET	




Soft-Close

**SEVROMATIC TOP SY-60 i SY-80**  Set includes 2 items

CODE	KG	COLLECTIVE PACKAGING	PRICED PER	NET PRICE
20259	60	24	SET	
20267	80	24	SET	

Bottom carriage  
**WD 10V HI-TEC**

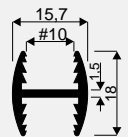
CODE	COLLECTIVE PACKAGING	PRICED PER	NET PRICE
10043	100	ITEM	

**SET:** Bottom carriage  
**WD 10V HI-TEC Blister** Set includes two carriages and stopper for bottom carriage HI-TEC, fully packaged

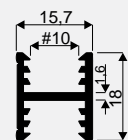
CODE	COLLECTIVE PACKAGING	PRICED PER	NET PRICE
10051	50	SET	

**H10** profile

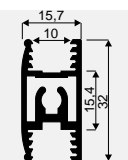
CODE	COLOUR	LENGTH (mm)	COLLECTIVE PACKAGING	PRICED PER	NET PRICE
00207	SILVER	3000	30	ITEM	
00204	LIGHT BROWN	3000	30	ITEM	
00208	GOLD	3000	30	ITEM	
02493	LIGHT BROWN with brushed effect	3000	30	ITEM	
03103	BLACK with brushed effect	3000	30	ITEM	
03104	COGNAC with brushed effect	3000	30	ITEM	

**H10** profile- **Decor****DECOR**

CODE	COLOUR	LENGTH (mm)	COLLECTIVE PACKAGING	PRICED PER	NET PRICE
01617	SILVER	3000	30	ITEM	
01616	LIGHT BROWN	3000	30	ITEM	
01618	GOLD	3000	30	ITEM	

**H30** profile - **Decor****DECOR**

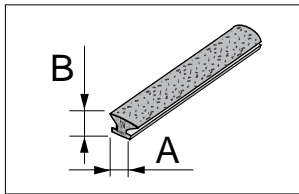
CODE	COLOUR	LENGTH (mm)	COLLECTIVE PACKAGING	PRICED PER	NET PRICE
00222	SILVER	3000	20	ITEM	
00219	LIGHT BROWN	3000	20	ITEM	
00223	GOLD	3000	20	ITEM	



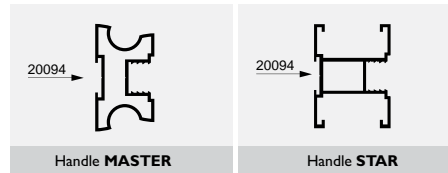


## TEXTILE DOOR STOP

**i** All brushes on page 372

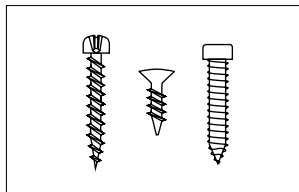


CODE	NAME	A (mm)	B (mm)	INSTALLATION	COLLECTIVE PACKAGING	PRICED PER	NET PRICE
20094	TEXTILE DOOR STOP	14.5	4	INSERTED	200	RUNNING METRE	
20224	TEXTILE DOOR STOP	14.5	4	INSERTED	10	COLLECTIVE PACKAGE (50 r.m.)	



## Screws **SMART, UNIX** and **SELF-TAPPING**

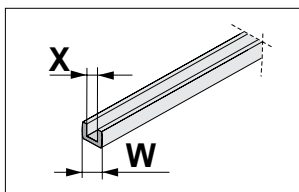
**i** Collective package contains 100 screws



CODE	NAME	DIMENSIONS (mm)	COLLECTIVE PACKAGING	PRICED PER	NET PRICE
20041	SCREW SMART	2.5 x 18	1	COLLECTIVE PACKAGE	
20092	SCREW SMART	2.5 x 25	1	COLLECTIVE PACKAGE	
20107	COUNTERSUNK SCREW UNIX	3 x 13	1	COLLECTIVE PACKAGE	
20001	SELF-TAPPING SCREW	6.3 x 32	2000	ITEM	

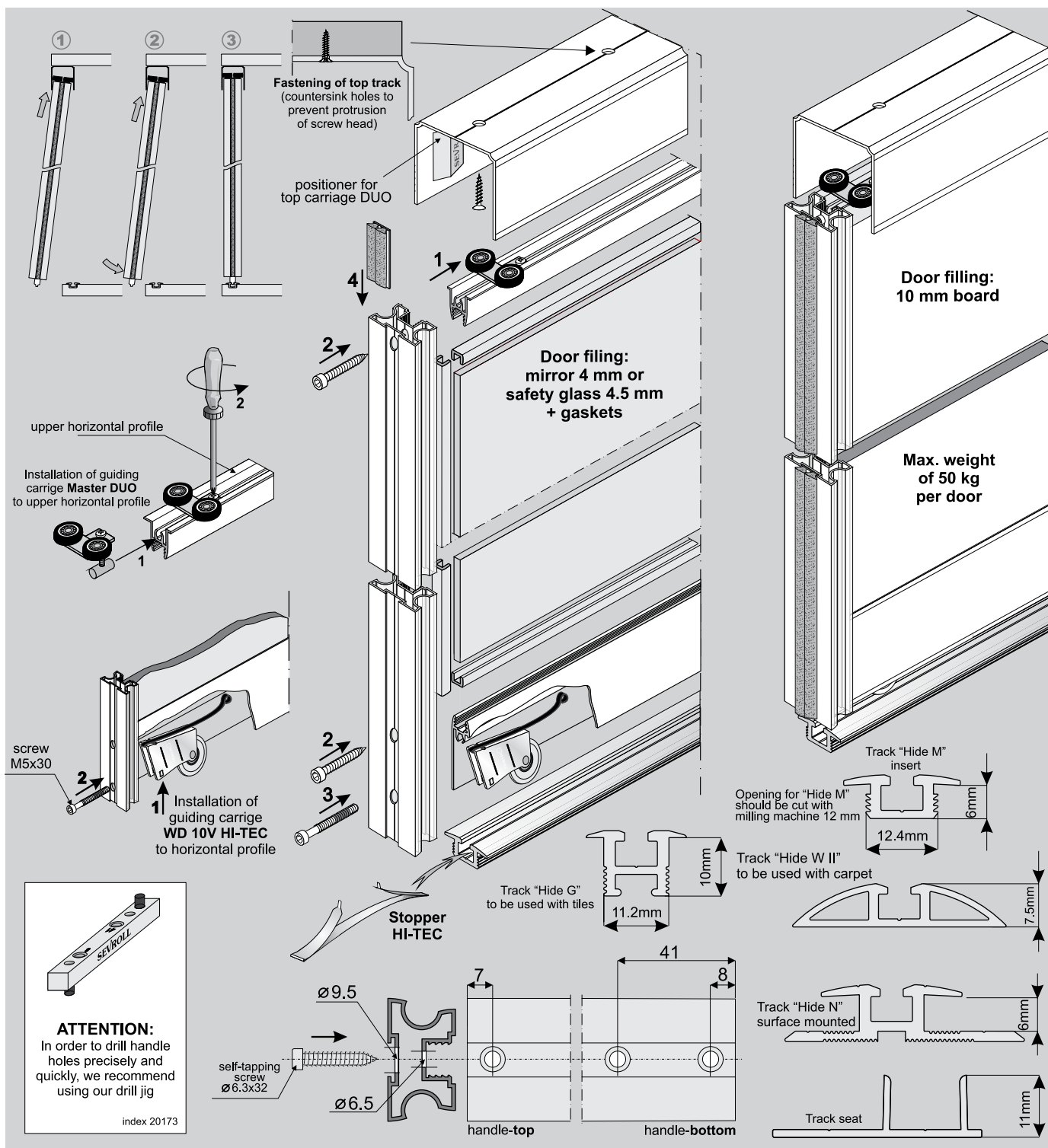
## GASKET

**i** All gaskets on page 372

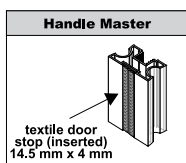


CODE	X (mm)	W (mm)	COLLECTIVE PACKAGING	PRICED PER	NET PRICE
20031	4	10	100	RUNNING METRE	
20032	4.5	10	100	RUNNING METRE	
20033	6	10	100	RUNNING METRE	
20098	6.4	10	100	RUNNING METRE	
20052	8	10	100	RUNNING METRE	

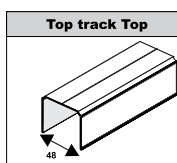




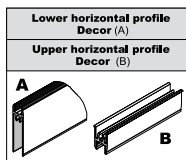
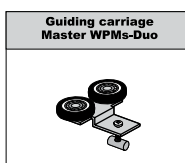
## COMPONENTS



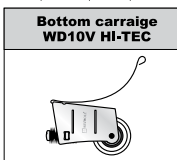
Length: 2.7 m, 3.0 m



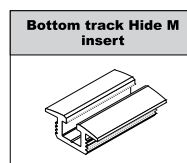
Length:  
1.7 m, 2.35 m, 3.0 m, 6.0 m



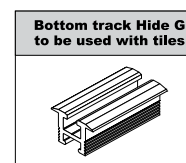
Length: A, B  
1.7 m, 2.35 m, 3.0 m, 6.0 m



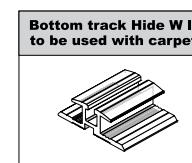
## DEPENDENT ON FLOOR TYPE, YOU MAY CHOOSE FROM DIFFERENT BOTTOM TRACKS



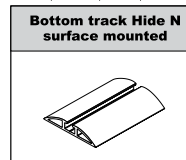
Length:  
1.7 m, 2.35 m, 3.0 m, 6.0 m



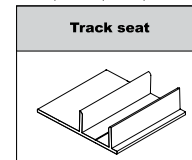
Length:  
1.7 m, 2.35 m, 3.0 m, 6.0 m



Length:  
1.7 m, 2.35 m, 3.0 m, 6.0 m



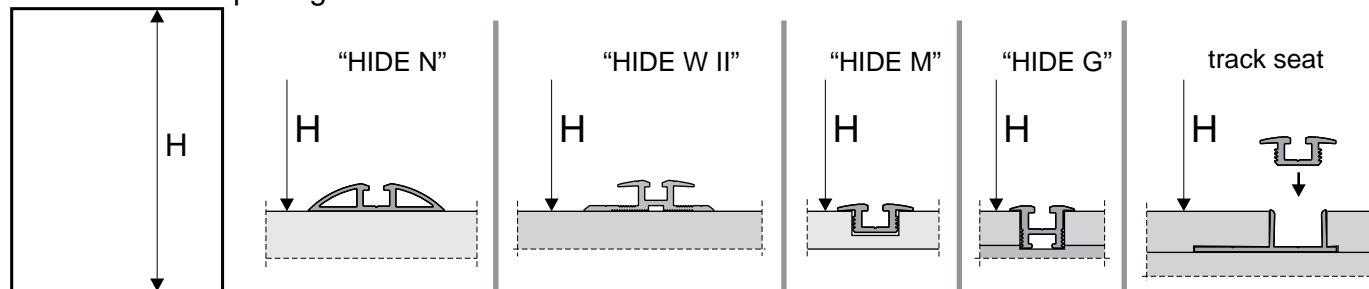
Length:  
1.7 m, 2.35 m, 3.0 m, 6.0 m



Length:  
1.7 m, 2.35 m, 3.0 m, 6.0 m

*You must remember to purchase self-tapping screws to construct each door (4 screws per door). When using safety glass, you must also remember to purchase gaskets.*

## Dimensions of opening

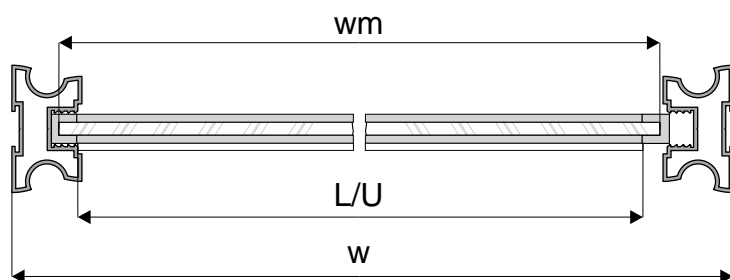
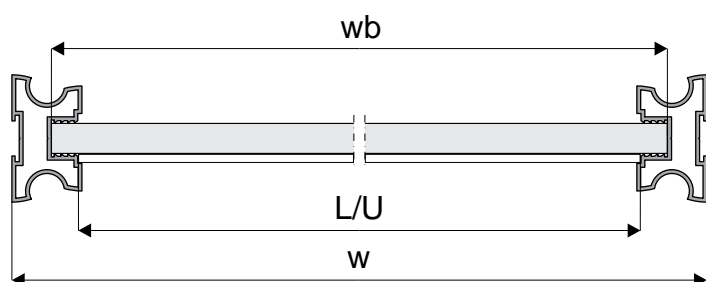


handle length = door height

door filling - # 10 mm board

Installation method for fitting 10 mm board (diag. A)  
and 4 mm mirror or glass (diag. B)

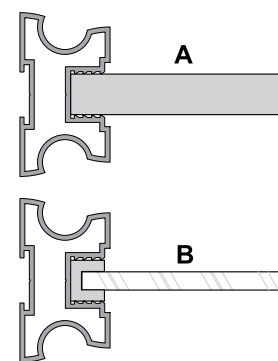
Track <b>"HIDE N"</b> door height	- h	$h = H - 38 \text{ mm}$
door wing height with soft-close fitted <i>Track "HIDE N"</i>	Mini SV40	$h = H - 42 \text{ mm}$
	Top SV60	$h = H - 45 \text{ mm}$
	SV-25	$h = H - 38 \text{ mm}$
	SV-50	$h = H - 38 \text{ mm}$
Track <b>"HIDE W"</b> door height	- h	$h = H - 40 \text{ mm}$
door wing height with soft-close fitted <i>Track "HIDE W"</i>	Mini SV40	$h = H - 44 \text{ mm}$
	Top SV60	$h = H - 47 \text{ mm}$
	SV-25	$h = H - 40 \text{ mm}$
	SV-50	$h = H - 40 \text{ mm}$
Track <b>"HIDE M", "HIDE G", track seat</b> door height	- h	$h = H - 33 \text{ mm}$
door wing height with soft-close fitted <i>"HIDE M, HIDE G"</i>	Mini SV40	$h = H - 37 \text{ mm}$
	Top SV60	$h = H - 40 \text{ mm}$
	SV-25	$h = H - 33 \text{ mm}$
	SV-50	$h = H - 33 \text{ mm}$
board height	- hb	$hb = h - 64 \text{ mm}$
assumed door width		w
board width	- wb	$wb = w - 25 \text{ mm}$
lower horizontal profile length	- L	$L = U = w - 42 \text{ mm}$
upper horizontal profile length	- U	



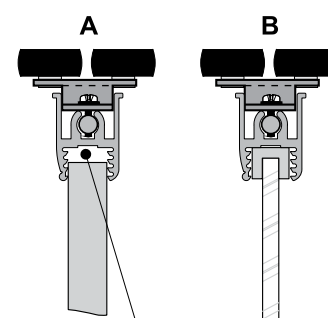
door filling - 4 mm mirror or # 4.5 mm safety glass

mirror height	- hm	$hm = hb$
mirror width	- wm	$wm = wb - 4 \text{ mm}$

- with handle

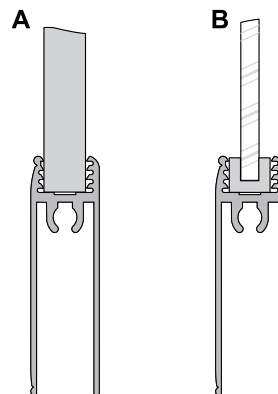


- with upper profile



construction clearance included in the  
calculation of the height of board

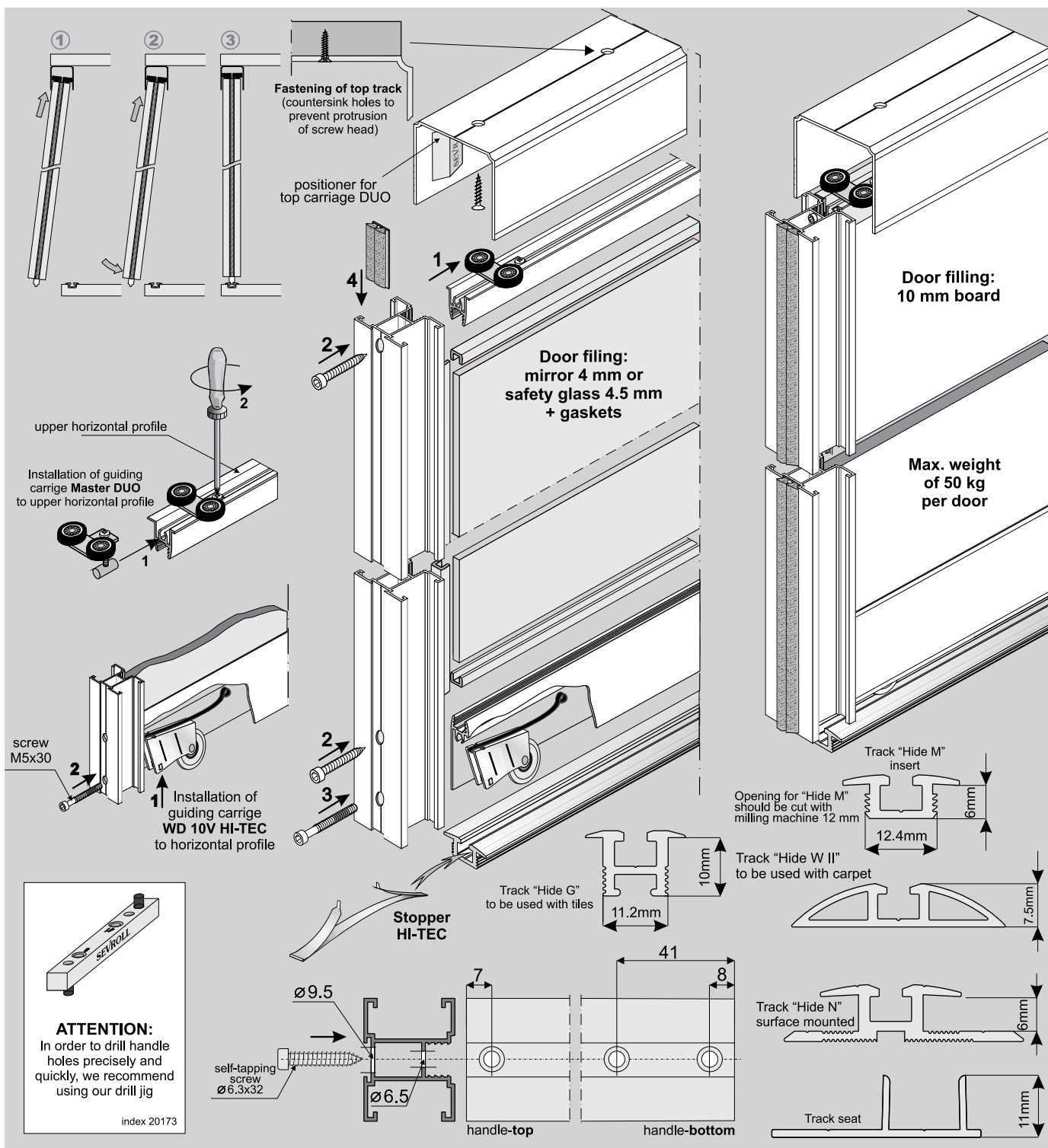
- with lower profile



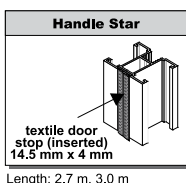
## ATTENTION!

**Mirror (4 mm) should be used with a safety backing film. Safety glass (4.5 mm) comprises of two thin layers with a film in-between. Both mirror and glass need fitting gasket.**

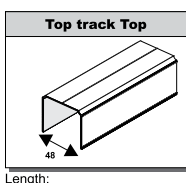




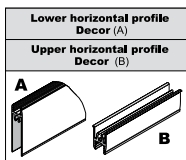
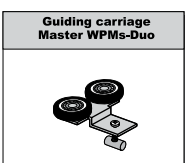
## COMPONENTS



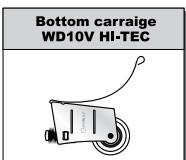
Length: 2,7 m, 3,0 m



Length: 1,7 m, 2,35 m, 3,0 m, 6,0 m

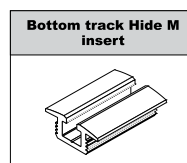


Length: A, B  
1,7 m, 2,35 m, 3,0 m, 6,0 m

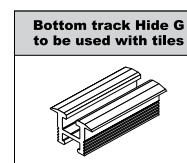


*You must remember to purchase self-tapping screws to construct each door (4 screws per door). When using safety glass, you must also remember to purchase gaskets.*

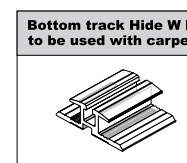
## DEPENDENT ON FLOOR TYPE, YOU MAY CHOOSE FROM DIFFERENT BOTTOM TRACKS



Length: 1,7 m, 2,35 m, 3,0 m, 6,0 m



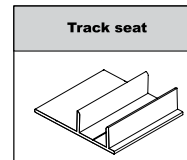
Length: 1,7 m, 2,35 m, 3,0 m, 6,0 m



Length: 1,7 m, 2,35 m, 3,0 m, 6,0 m

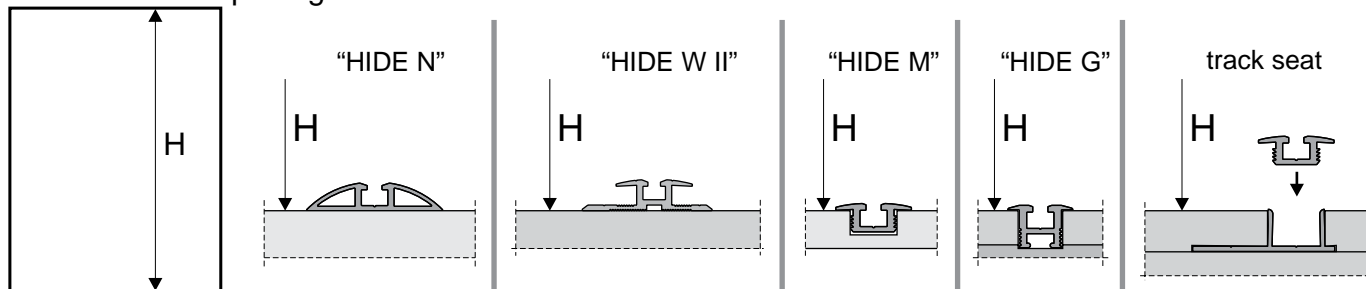


Length: 1,7 m, 2,35 m, 3,0 m, 6,0 m



Length: 1,7 m, 2,35 m, 3,0 m, 6,0 m

## Dimensions of opening

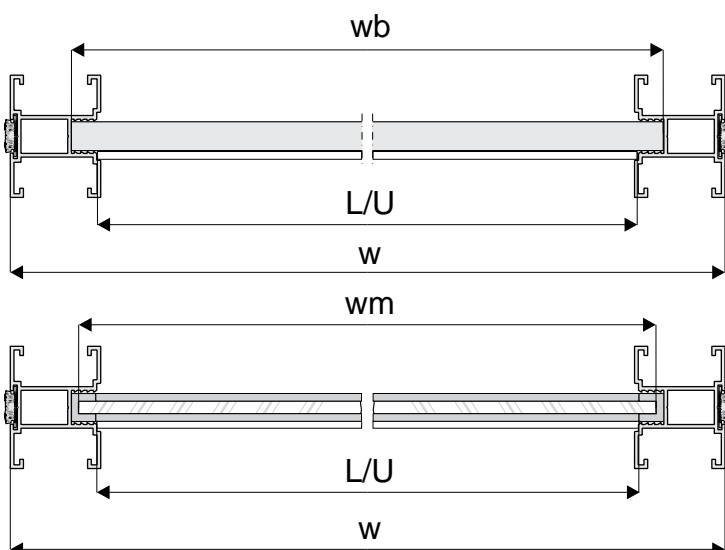


handle length = door height

## door filling - # 10 mm board

Installation method for fitting 10 mm board (diag. A) and 4 mm mirror or glass (diag. B)

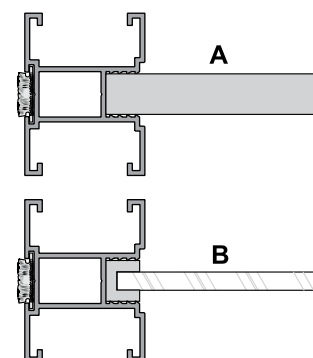
Track <b>"HIDE N"</b> door height	- h	$h = H - 38 \text{ mm}$
door wing height with soft-close fitted <i>Track "HIDE N"</i>	Mini SV40	$h = H - 42 \text{ mm}$
	Top SV60	$h = H - 45 \text{ mm}$
	SV-25 SV-50	$h = H - 38 \text{ mm}$
Track <b>"HIDE W"</b> door height	- h	$h = H - 40 \text{ mm}$
door wing height with soft-close fitted <i>Track "HIDE W"</i>	Mini SV40	$h = H - 44 \text{ mm}$
	Top SV60	$h = H - 47 \text{ mm}$
	SV-25 SV-50	$h = H - 40 \text{ mm}$
Track <b>"HIDE M", "HIDE G", track seat</b> door height	- h	$h = H - 33 \text{ mm}$
door wing height with soft-close fitted <i>"HIDE M, HIDE G"</i>	Mini SV40	$h = H - 37 \text{ mm}$
	Top SV60	$h = H - 40 \text{ mm}$
	SV-25 SV-50	$h = H - 33 \text{ mm}$
board height	- hb	$hb = h - 64 \text{ mm}$
assumed door width		w
board width	- wb	$wb = w - 40 \text{ mm}$
lower horizontal profile length	- L	$L = U = w - 57 \text{ mm}$
upper horizontal profile length	- U	



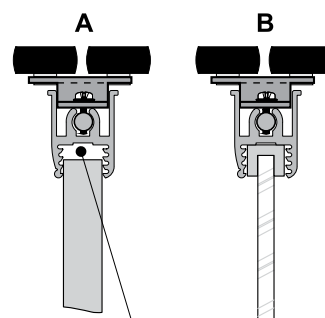
## door filling - 4 mm mirror or # 4.5 mm safety glass

mirror height	- hm	$hm = hb$
mirror width	- wm	$wm = wb - 4 \text{ mm}$

- with handle

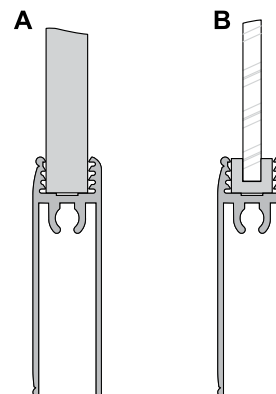


- with upper profile



construction clearance included in the calculation of the height of board

- with lower profile



## ATTENTION!

Mirror (4 mm) should be used with a safety backing film. Safety glass (4.5 mm) comprises of two thin layers with a film in-between. Both mirror and glass need fitting gasket.

## SYSTEM

# TOP 18

Single track sliding doors with bottom carriage system



8 kg	14 kg	16 kg	25 kg	35 kg
40 kg	45 kg	50 kg	60 kg	70 kg
100 kg	120 kg			
10mm BOARD	16mm BOARD	18mm BOARD	16-40mm BOARD	16-50mm BOARD
BOARD+MIRROR	4mm MIRROR	4.5mm GLASS	6mm GLASS	8-12mm GLASS
PARTS	ONE TRACK	ABC	VICTORIA	EASY BUY

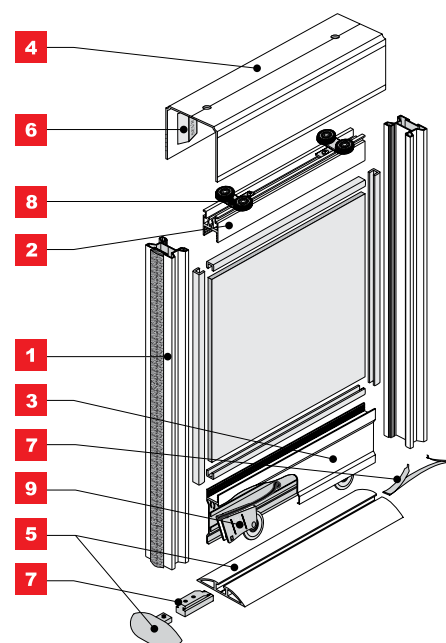


### CHARACTERISTICS

► Application	Sliding door
► Track	Single
▼ Carriage system	Bottom
► Top guide	Ball bearing carriage
► Bottom guide	Ball bearing carriage (load bearing)
► Construction	Frame
► Filling thickness	18 mm
► Filling type	18 mm MFC, 4.5 mm safety glass or 4 mm mirror
► Max. door load	50 kg
► Max. handle length	2.70 m
► Max. track length	6.00 m
► Textile door stops	Yes
► Anti-dust brushes	n/a
► Sales programme	Components are available individually
► Decorative profile programme	DECOR

### USAGE

- Built-in furniture, walk-in wardrobes, wardrobes, attics

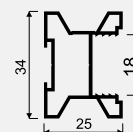


Handle **PROSPER II - Decor****DECOR**

1a



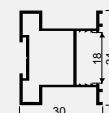
CODE	COLOUR	LENGTH (mm)	COLLECTIVE PACKAGING	PRICED PER	NET PRICE
03145	SILVER	2700	8	ITEM	
03144	LIGHT BROWN	2700	8	ITEM	

Handle **PORTO**

1b



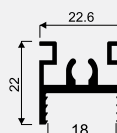
CODE	COLOUR	LENGTH (mm)	COLLECTIVE PACKAGING	PRICED PER	NET PRICE
03167	SILVER	2700	8	ITEM	
03166	LIGHT BROWN	2700	8	ITEM	

Upper horizontal profile **MAXIM**

2



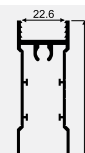
CODE	COLOUR	LENGTH (mm)	COLLECTIVE PACKAGING	PRICED PER	NET PRICE
02021	SILVER	1800	12	ITEM	
02975	LIGHT BROWN	1800	12	ITEM	
02022	SILVER	2500	12	ITEM	
02976	LIGHT BROWN	2500	12	ITEM	
02301	SILVER	3500	12	ITEM	
02977	LIGHT BROWN	3500	12	ITEM	
02305	SILVER	4300	12	ITEM	
02978	LIGHT BROWN	4300	12	ITEM	
02893	SILVER	6000	12	ITEM	
02979	LIGHT BROWN	6000	12	ITEM	

Lower horizontal profile  
**MAXIM II - Decor****DECOR**

3



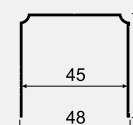
CODE	COLOUR	LENGTH (mm)	COLLECTIVE PACKAGING	PRICED PER	NET PRICE
02804	SILVER	1800	12	ITEM	
02970	LIGHT BROWN	1800	12	ITEM	
02809	SILVER	2500	12	ITEM	
02971	LIGHT BROWN	2500	12	ITEM	
02811	SILVER	3500	12	ITEM	
02972	LIGHT BROWN	3500	12	ITEM	
02801	SILVER	4300	12	ITEM	
02973	LIGHT BROWN	4300	12	ITEM	
02889	SILVER	6000	12	ITEM	
02974	LIGHT BROWN	6000	12	ITEM	

Top track **TOP - Decor****DECOR**

4



CODE	COLOUR	LENGTH (mm)	COLLECTIVE PACKAGING	PRICED PER	NET PRICE
03198	SILVER	1700	12	ITEM	
03196	LIGHT BROWN	1700	12	ITEM	
03200	GOLD	1700	12	ITEM	
03199	SILVER	2350	12	ITEM	
03197	LIGHT BROWN	2350	12	ITEM	
03201	GOLD	2350	12	ITEM	
03074	SILVER	3000	12	ITEM	
03072	LIGHT BROWN	3000	12	ITEM	
03076	GOLD	3000	12	ITEM	
03075	SILVER	6000	12	ITEM	
03073	LIGHT BROWN	6000	12	ITEM	
03077	GOLD	6000	12	ITEM	

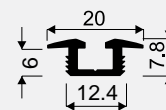


Bottom track **HIDE M**

5a



CODE	COLOUR	LENGTH (mm)	COLLECTIVE PACKAGING	PRICED PER	NET PRICE
01978	SILVER	1700	60	ITEM	
01990	LIGHT BROWN	1700	60	ITEM	
01993	GOLD	1700	60	ITEM	
01979	SILVER	2350	60	ITEM	
01991	LIGHT BROWN	2350	60	ITEM	
01994	GOLD	2350	60	ITEM	
01980	SILVER	3000	60	ITEM	
01992	LIGHT BROWN	3000	60	ITEM	
01995	GOLD	3000	60	ITEM	
02676	SILVER	6000	60	ITEM	
02677	LIGHT BROWN	6000	60	ITEM	
02679	GOLD	6000	60	ITEM	

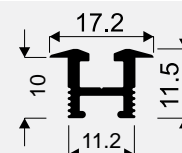


Bottom track **HIDE G**

5b



CODE	COLOUR	LENGTH (mm)	COLLECTIVE PACKAGING	PRICED PER	NET PRICE
01975	SILVER	1700	60	ITEM	
01984	LIGHT BROWN	1700	60	ITEM	
01987	GOLD	1700	60	ITEM	
01976	SILVER	2350	60	ITEM	
01985	LIGHT BROWN	2350	60	ITEM	
01988	GOLD	2350	60	ITEM	
01977	SILVER	3000	60	ITEM	
01986	LIGHT BROWN	3000	60	ITEM	
01989	GOLD	3000	60	ITEM	
02906	SILVER	6000	60	ITEM	
02905	LIGHT BROWN	6000	60	ITEM	
02907	GOLD	6000	60	ITEM	

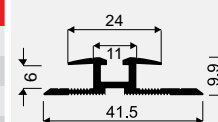


Bottom track **HIDEW II**

5c



CODE	COLOUR	LENGTH (mm)	COLLECTIVE PACKAGING	PRICED PER	NET PRICE
02881	SILVER	1700	24	ITEM	
02877	LIGHT BROWN	1700	24	ITEM	
02885	GOLD	1700	24	ITEM	
02882	SILVER	2350	24	ITEM	
02878	LIGHT BROWN	2350	24	ITEM	
02886	GOLD	2350	24	ITEM	
02883	SILVER	3000	24	ITEM	
02879	LIGHT BROWN	3000	24	ITEM	
02887	GOLD	3000	24	ITEM	
02884	SILVER	6000	24	ITEM	
02880	LIGHT BROWN	6000	24	ITEM	
02888	GOLD	6000	24	ITEM	



Bottom track **HIDE N**

5d



CODE	COLOUR	LENGTH (mm)	COLLECTIVE PACKAGING	PRICED PER	NET PRICE
02579	SILVER	1700	24	ITEM	
02576	LIGHT BROWN	1700	24	ITEM	
02582	GOLD	1700	24	ITEM	
02580	SILVER	2350	24	ITEM	
02577	LIGHT BROWN	2350	24	ITEM	
02583	GOLD	2350	24	ITEM	
02581	SILVER	3000	24	ITEM	
02578	LIGHT BROWN	3000	24	ITEM	
02584	GOLD	3000	24	ITEM	
02681	SILVER	6000	24	ITEM	
02680	LIGHT BROWN	6000	24	ITEM	
02682	GOLD	6000	24	ITEM	





End cap for track **HIDE N**

**i** Set includes 2 items end cap for track HIDE N



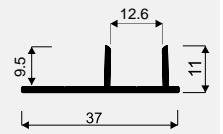
CODE	COLLECTIVE PACKAGING	PRICED PER	NET PRICE
20208	24	SET	

Track **SEAT**

**i** Used with track HIDE M



CODE	COLOUR	LENGTH (mm)	COLLECTIVE PACKAGING	PRICED PER	NET PRICE
50394	RAW	1700	30	ITEM	
50395	RAW	2350	30	ITEM	
50396	RAW	3000	30	ITEM	
50432	RAW	6000	30	ITEM	

Top carriage **DUO** positioner

**i** Collective package contains 100 positioners



CODE	COLLECTIVE PACKAGING	PRICED PER	NET PRICE
20104	1	COLLECTIVE PACKAGE	

Stopper for track **HIDE**

**i** Set includes 2 stoppers for track HIDE



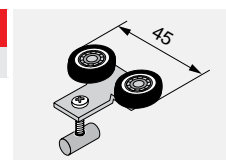
CODE	COLLECTIVE PACKAGING	PRICED PER	NET PRICE
20212	24	SET	

Stopper **HI-TEC**

CODE	COLLECTIVE PACKAGING	PRICED PER	NET PRICE
20080	1000	ITEM	

Guiding carriage  
**MASTERWPMs.-DUO**

CODE	COLLECTIVE PACKAGING	PRICED PER	NET PRICE
10086	200	ITEM	



Soft-Close

**SEVROMATIC SV-25 i SV-50**

**i** Set includes 2 items L & R



CODE	KG	COLLECTIVE PACKAGING	PRICED PER	NET PRICE
20139	25	24	SET	
20200	50	24	SET	



Soft-Close

**SEVROMATIC MINI SV-40**

**i** Set includes 2 items



CODE	KG	COLLECTIVE PACKAGING	PRICED PER	NET PRICE
20258	40	24	SET	

Soft-Close

**SEVROMATIC TOP SV-60 i SV-80**

**i** Set includes 2 items



CODE	KG	COLLECTIVE PACKAGING	PRICED PER	NET PRICE
20259	60	24	SET	
20267	80	24	SET	

Bottom Carriage

**WD 10V HI-TEC**



CODE	COLLECTIVE PACKAGING	PRICED PER	NET PRICE
10043	100	ITEM	

SET: Bottom Carriage

**WD 10V HI-TEC Blister**

**i** Set includes two carriages and stopper HI-TEC, fully packaged



CODE	COLLECTIVE PACKAGING	PRICED PER	NET PRICE
10051	50	SET	

Bottom Carriage

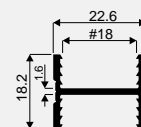
**WD 10V DUO 60 kg**



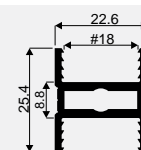
CODE	COLLECTIVE PACKAGING	PRICED PER	NET PRICE
10093	100	ITEM	

**H18 MAXIM profile****DECOR**

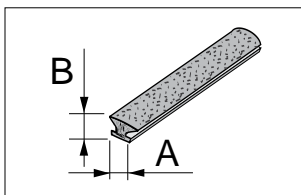
CODE	COLOUR	LENGTH (mm)	COLLECTIVE PACKAGING	PRICED PER	NET PRICE
01881	SILVER	1800	30	ITEM	
02980	LIGHT BROWN	1800	30	ITEM	
01882	SILVER	2500	30	ITEM	
02981	LIGHT BROWN	2500	30	ITEM	

**H25 MAXIM profile****DECOR**

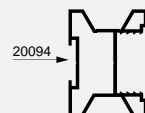
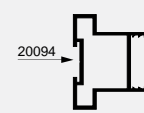
CODE	COLOUR	LENGTH (mm)	COLLECTIVE PACKAGING	PRICED PER	NET PRICE
01883	SILVER	1800	20	ITEM	
02983	LIGHT BROWN	1800	20	ITEM	
01884	SILVER	2500	20	ITEM	
02984	LIGHT BROWN	2500	20	ITEM	

**TEXTILE DOOR STOP**

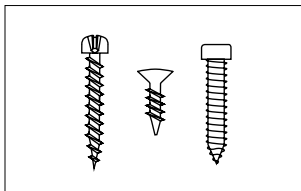
**i** All brushes on page 372



CODE	NAME	A (mm)	B (mm)	INSTALLATION	COLLECTIVE PACKAGING	PRICED PER	NET PRICE
20094	TEXTILE DOOR STOP	14.5	4	INSERTED	200	RUNNING METRE	
20224	TEXTILE DOOR STOP	14.5	4	INSERTED	10	COLLECTIVE PACKAGE (50 r.m.)	

Handle **PROSPER II - Decor**Handle **PORTO**Screws **SMART, UNIX**  
and **SELF-TAPPING**

**i** Collective package contains 100 screws

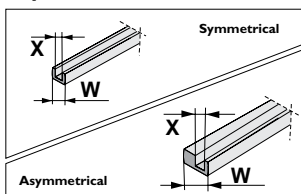


CODE	NAME	DIMENSIONS (mm)	COLLECTIVE PACKAGING	PRICED PER	NET PRICE
20041	SCREW SMART	2.5 x 18	1	COLLECTIVE PACKAGE	
20092	SCREW SMART	2.5 x 25	1	COLLECTIVE PACKAGE	
20107	SCREW UNIX	3 x 13	1	COLLECTIVE PACKAGE	
20001	SELF-TAPPING SCREW	6.3 x 32	2000	ITEM	

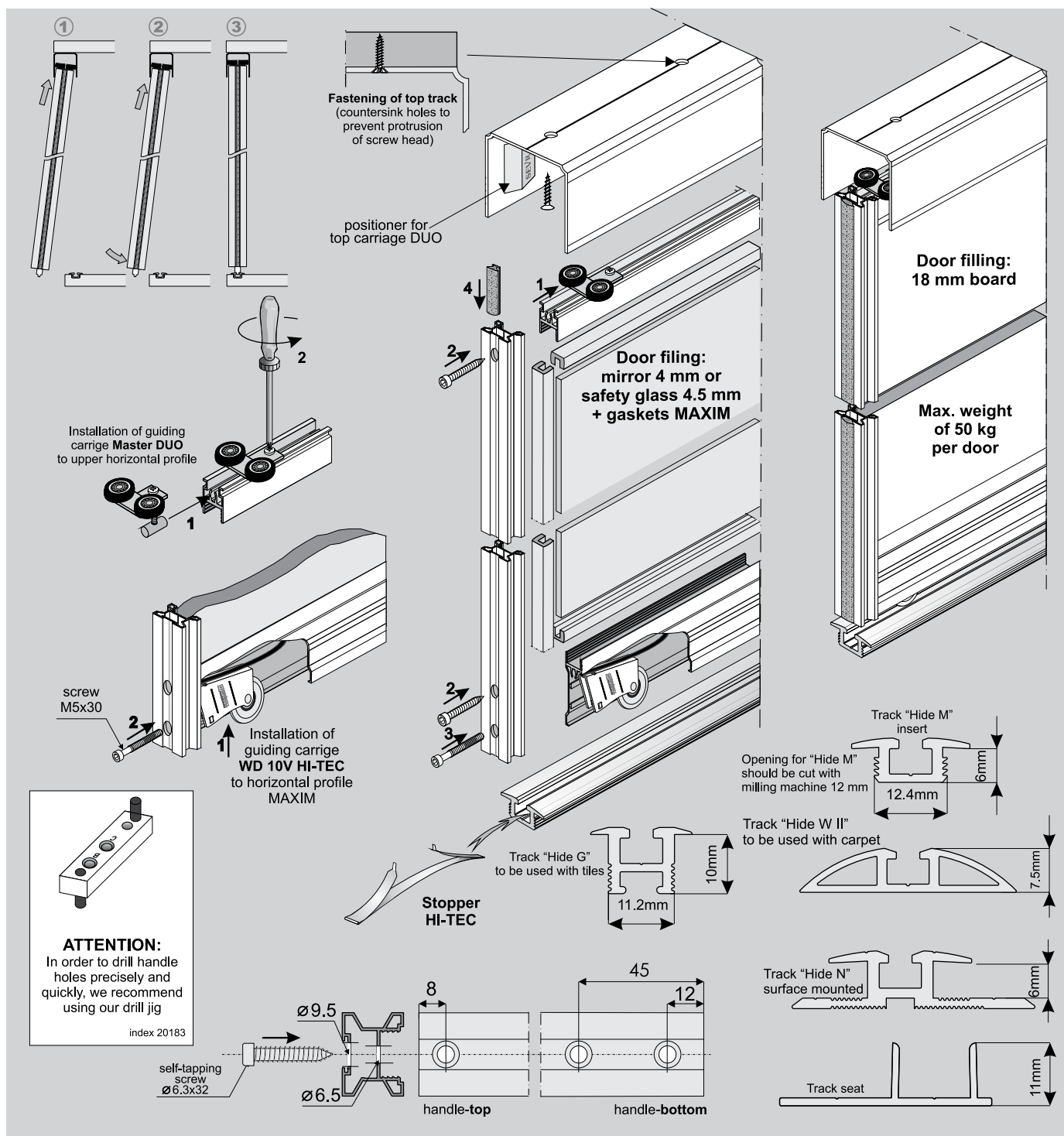
## Gasket

**Symmetrical**  
and  
**Asymmetrical**

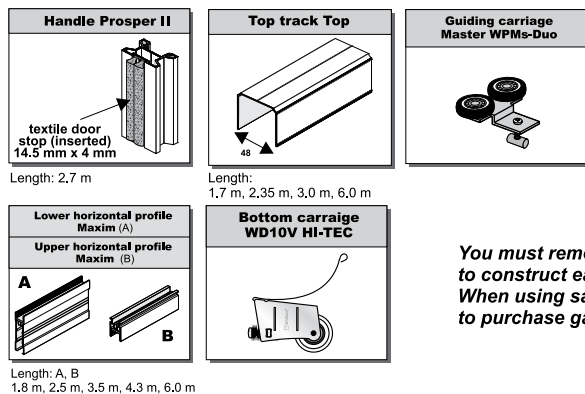
**i** All gaskets on page 372



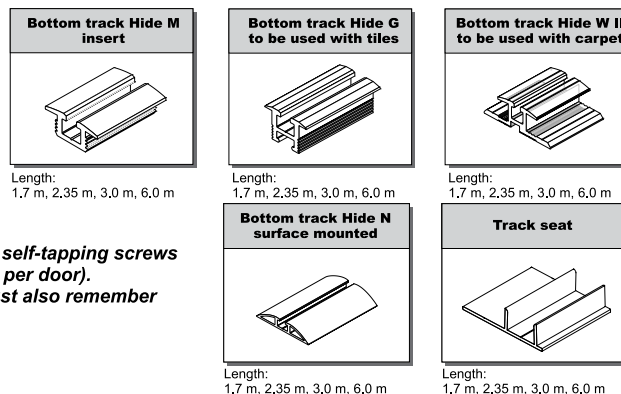
CODE	W (mm)	X (mm)	COLLECTIVE PACKAGING	PRICED PER	NET PRICE
20106 Asymmetrical	18	4	1	RUNNING METRE (25 r.m.)	
20102 Symmetrical	18	4	1	RUNNING METRE (25 r.m.)	
20145 Symmetrical	18	8	1	RUNNING METRE (25 r.m.)	



## COMPONENTS

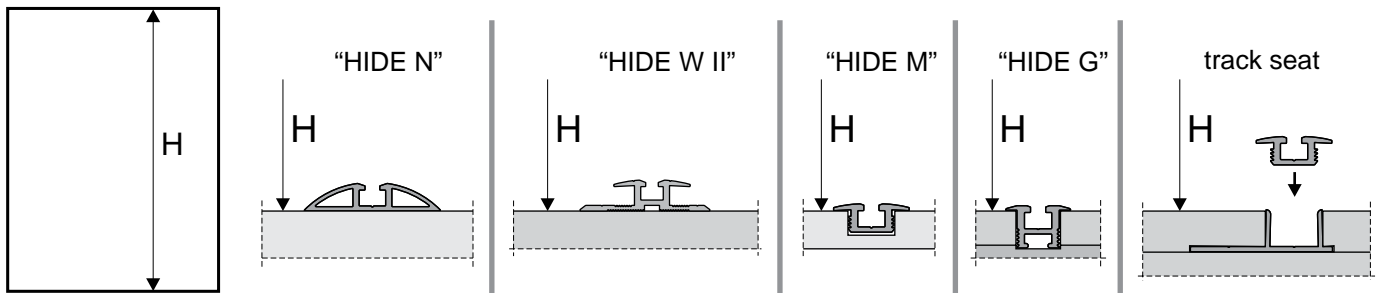


## DEPENDENT ON FLOOR TYPE, YOU MAY CHOOSE FROM DIFFERENT BOTTOM TRACKS



*You must remember to purchase self-tapping screws to construct each door (4 screws per door).  
When using safety glass, you must also remember to purchase gaskets.*

## Dimensions of opening

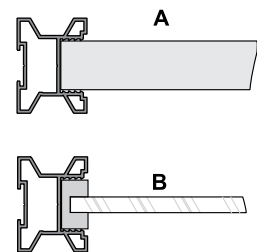


handle length = door height

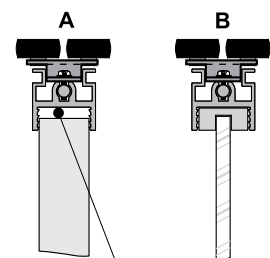
Track <b>"HIDE N"</b> door height	- h	$h = H - 38 \text{ mm}$
door wing height with soft-close fitted <i>Track "HIDE N"</i>	Mini SV40	$h = H - 42 \text{ mm}$
	Top SV60	$h = H - 45 \text{ mm}$
	SV-25	$h = H - 38 \text{ mm}$
	SV-50	$h = H - 38 \text{ mm}$
Track <b>"HIDE W"</b> door height	- h	$h = H - 40 \text{ mm}$
door wing height with soft-close fitted <i>Track "HIDE W"</i>	Mini SV40	$h = H - 44 \text{ mm}$
	Top SV60	$h = H - 47 \text{ mm}$
	SV-25	$h = H - 40 \text{ mm}$
	SV-50	$h = H - 40 \text{ mm}$
Track <b>"HIDE M", "HIDE G", track seat</b> door height	- h	$h = H - 33 \text{ mm}$
door wing height with soft-close fitted <i>"HIDE M, HIDE G"</i>	Mini SV40	$h = H - 37 \text{ mm}$
	Top SV60	$h = H - 40 \text{ mm}$
	SV-25	$h = H - 33 \text{ mm}$
	SV-50	$h = H - 33 \text{ mm}$
board height	- hb	$hb = h - 68 \text{ mm}$
assumed door width		w
board width	- wb	$wb = w - 31 \text{ mm}$
lower horizontal profile length	- L	$L = U = w - 47.4 \text{ mm}$
upper horizontal profile length	- U	

Installation method for fitting 18 mm board (diag. A)  
and 4 mm mirror or glass (diag. B)

- with handle

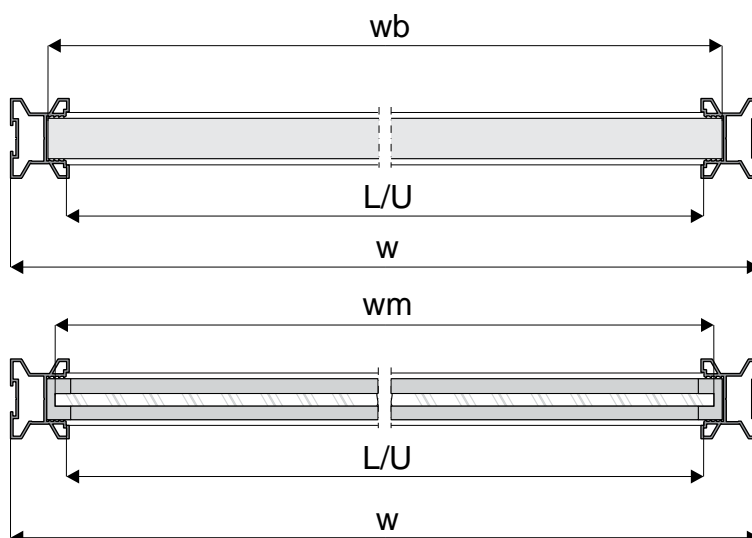
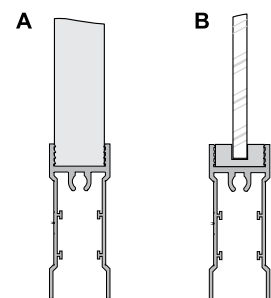


- with upper profile



construction clearance included in the  
calculation of the height of board

- with lower profile



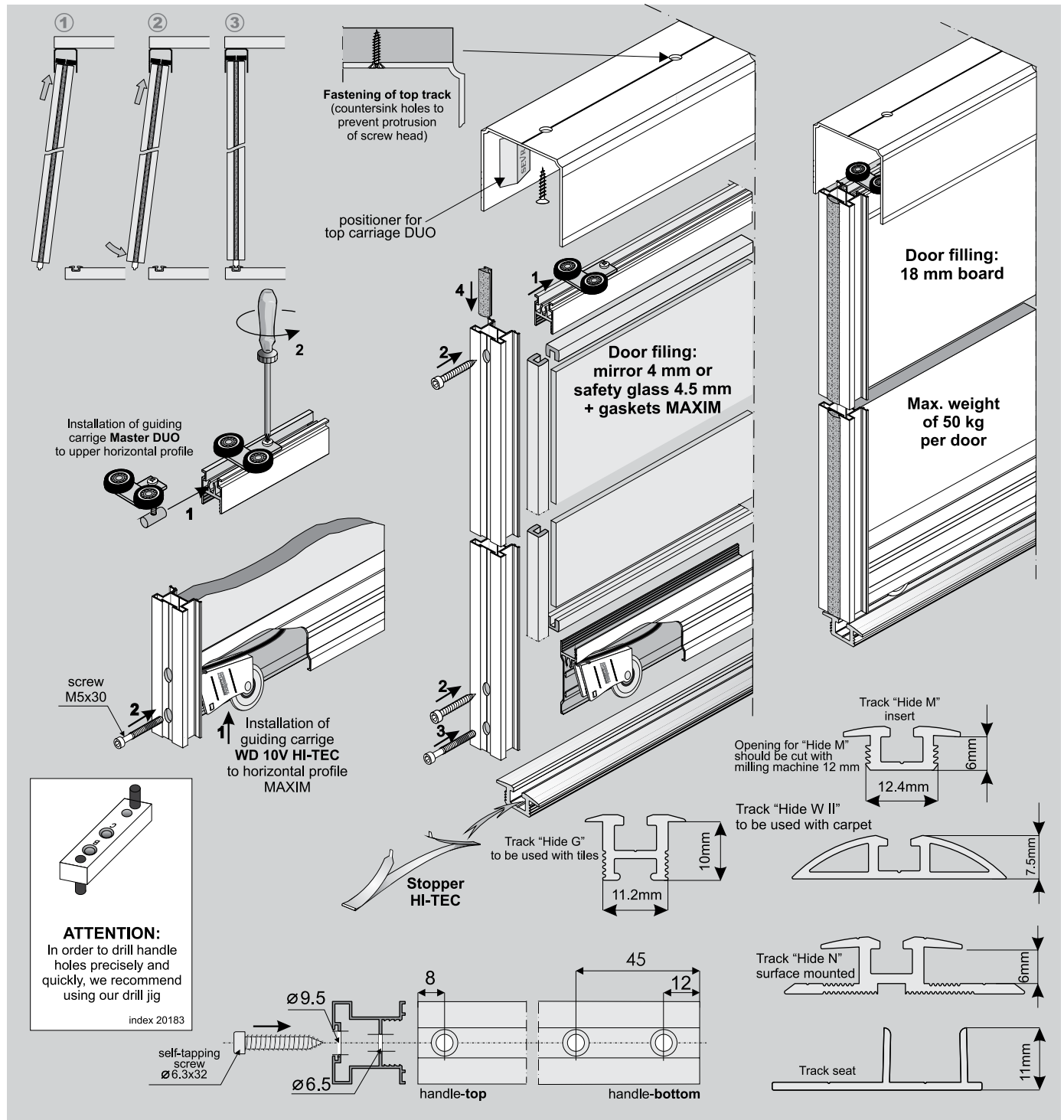
door filling - 4 mm mirror or # 4.5 mm safety glass

mirror height	- hm	$hm = hb$
mirror width	- wm	$wm = wb - 4 \text{ mm}$

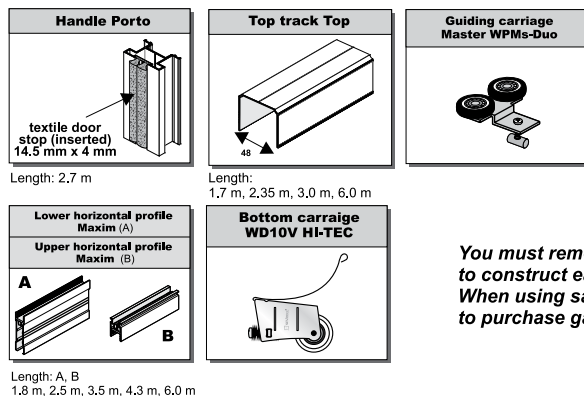
## ATTENTION!

**Mirror (4 mm) should be used with a safety backing film. Safety glass (4.5 mm) comprises of two thin layers with a film in-between. Both mirror and glass need fitting gasket.**



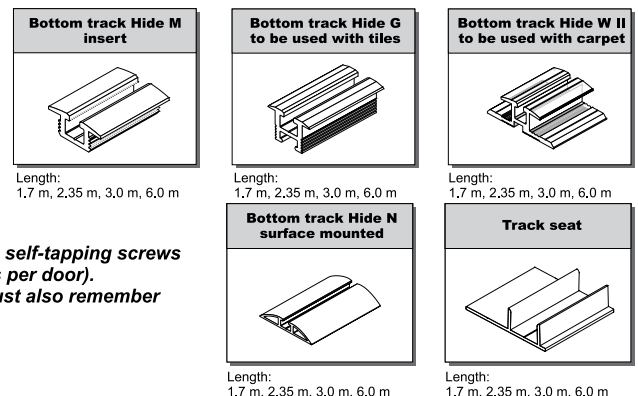


## COMPONENTS

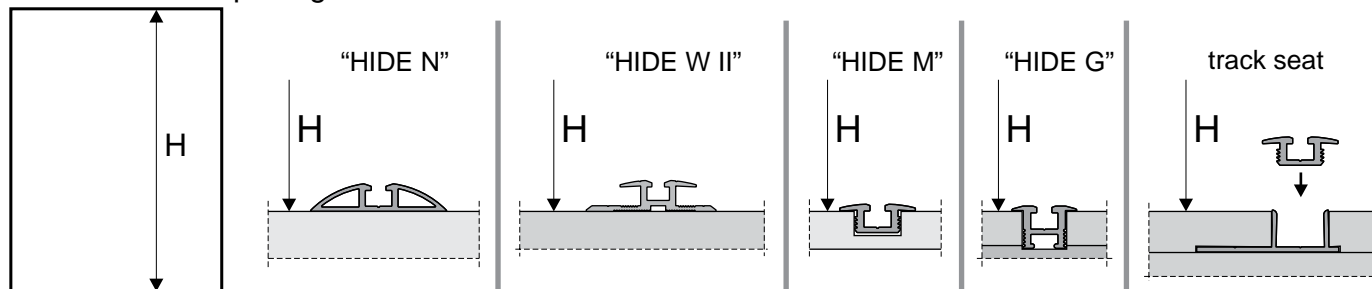


***You must remember to purchase self-tapping screws to construct each door (4 screws per door). When using safety glass, you must also remember to purchase gaskets.***

**DEPENDENT ON FLOOR TYPE, YOU MAY CHOOSE FROM DIFFERENT BOTTOM TRACKS**



## Dimensions of opening

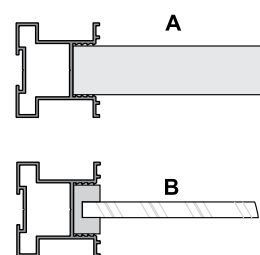


handle length = door height

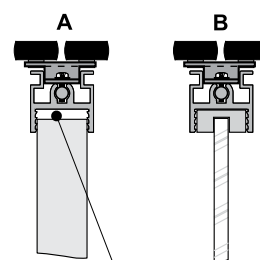
Track <b>"HIDE N"</b> door height	- h	$h = H - 38 \text{ mm}$
door wing height with soft-close fitted <i>Track "HIDE N"</i>	Mini SV40	$h = H - 42 \text{ mm}$
	Top SV60	$h = H - 45 \text{ mm}$
	SV-25	$h = H - 38 \text{ mm}$
	SV-50	$h = H - 38 \text{ mm}$
Track <b>"HIDE W"</b> door height	- h	$h = H - 40 \text{ mm}$
door wing height with soft-close fitted <i>Track "HIDE W"</i>	Mini SV40	$h = H - 44 \text{ mm}$
	Top SV60	$h = H - 47 \text{ mm}$
	SV-25	$h = H - 40 \text{ mm}$
	SV-50	$h = H - 40 \text{ mm}$
Track <b>"HIDE M", "HIDE G", track seat</b> door height	- h	$h = H - 33 \text{ mm}$
door wing height with soft-close fitted <i>"HIDE M, HIDE G"</i>	Mini SV40	$h = H - 37 \text{ mm}$
	Top SV60	$h = H - 40 \text{ mm}$
	SV-25	$h = H - 33 \text{ mm}$
	SV-50	$h = H - 33 \text{ mm}$
board height	- hb	$hb = h - 68 \text{ mm}$
assumed door width		w
board width	- wb	$wb = w - 41 \text{ mm}$
lower horizontal profile length	- L	$L = U = w - 57.4 \text{ mm}$
upper horizontal profile length	- U	

Installation method for fitting 18 mm board (diag. A)  
and 4 mm mirror or glass (diag. B)

- with handle

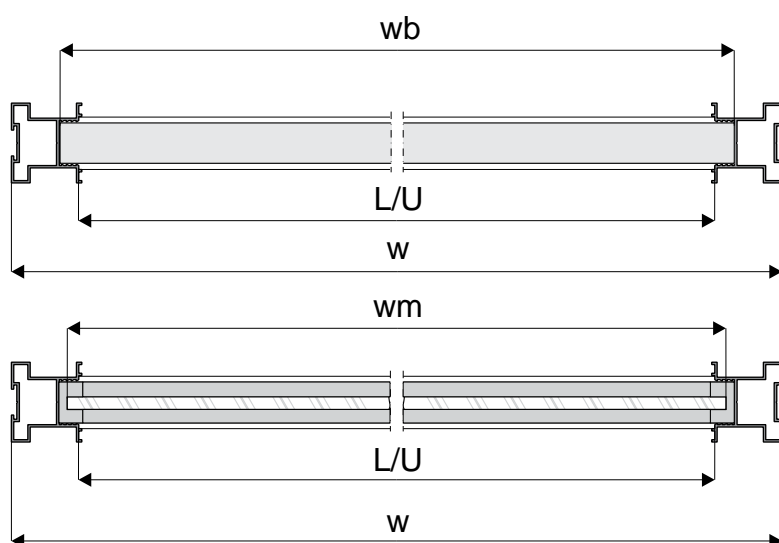
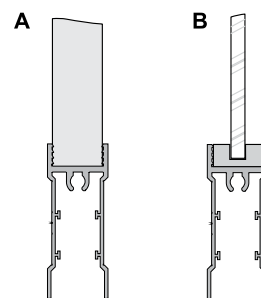


- with upper profile



construction clearance included in the  
calculation of the height of board

- with lower profile



door filling - 4 mm mirror or # 4.5 mm safety glass

mirror height	- hm	$hm = hb$
mirror width	- wm	$wm = wb - 4 \text{ mm}$

## ATTENTION!

**Mirror (4 mm) should be used with a safety backing film. Safety glass (4.5 mm) comprises of two thin layers with a film in-between. Both mirror and glass need fitting gasket.**



# Single track sliding doors



WITH TOP CARRIAGE SYSTEM

1

## SYSTEM EXCLUSIVE 10 and EXCLUSIVE 18 Board

Producers of sliding door systems all over the world strive to produce an ideal system. Success will depend on finding what is optimum; the perfect combination of both aesthetics and usability. We believe that through the creation of system EXCLUSIVE, we have found the ideal balance, able to meet the expectations of a majority of our clients. The fact of our success is due to the use of modern technologies, we managed to reduce the size of our carriage systems without having a negative effect on the overall usability of the system. It allowed us to use a smaller, more aesthetic top track, which is additionally equipped with our special design allowing the use of wood-like decorative ABS strips. This method of masking creates an unparalleled decorative effect.

## SYSTEM URSUS

Classic. The first word you think of when it comes to system URSUS. One of our longest running systems proven by millions of users all over the world. The huge track constitutes great support for exceptionally functional carriages with large diameters. We guarantee that the incredibly smooth slide and the ease with which the door is opened and closed will satisfy even the most demanding customer.

## SYSTEM SATURN

Within each of our product groups we try to offer to our recipients an economical option. Inexpensive, however still reliable system SATURN can be applied where the durability and simplicity of the system is important.

## SYSTEM HERKULES 60, 120

The name perfectly characterises this system. The heavy-duty build of the components allows up to 120kg weight per door.

## SYSTEM HERKULES Glass

System Herkules Glass is designed for sliding doors with 8-12mm glass fillings. Thanks to the usage of a unique clamp fastening system, which fixes the glass to the carriage system, there is no need for any glass drilling. In system HERKULES GLASS a door wing can weigh up to 100kg.

The unusual simplicity of assembly and safety of Herkules Glass constitute an innovation in the furniture trade and fulfill the needs of designers, architects and interior design specialists.

## SYSTEM SYMETRIC

An interesting, worth noting detail for anyone who values exceptional solutions. System Symetric allows you to build doors with a synchronised opposing slide. When moving one door, the other door moves simultaneously in the opposing direction. An interesting effect to use, for example, with built-in kitchens or as original pathway doors between rooms.

### ■ SYSTEM EXCLUSIVE 10

LINE GEMINI  
LINE JULIA  
LINE KARAT  
LINE ROMEO

### ■ SYSTEM EXCLUSIVE 18 Board

LINE EXCLUSIVE  
LINE PROSPER Board  
LINE PORTO Board

### ■ SYSTEM URSUS

### ■ SYSTEM SATURN

### ■ SYSTEM HERKULES

HERKULES 60, 120  
HERKULES Glass  
SYMETRIC






## SYSTEM

# EXCLUSIVE 10

Single track sliding doors with top hung carriage system



8 kg	14 kg	16 kg	25 kg	30 kg
40 kg	45 kg	50 kg	60 kg	70 kg
100 kg	120 kg			
10mm BOARD	16mm BOARD	18mm BOARD	16-40mm BOARD	16-50mm BOARD
BOARD-MIRROR	4mm MIRROR	4.5mm GLASS	6mm GLASS	8-12mm GLASS
PARTS	ONE PACK	ABC	BASY BUY	

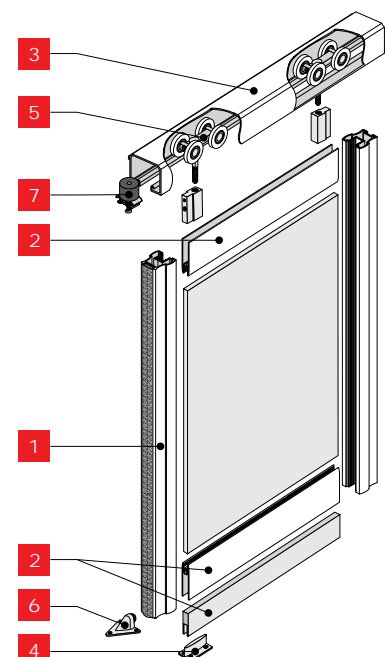


### CHARACTERISTICS

► Application	Sliding doors
► Track	Single
▼ Carriage system	Top
► Top guide	Ball bearing carriage
► Bottom guide	Plastic guide
► Construction	Frame
► Filling thickness	10 mm
► Filling type	10 mm MFC or 4.5 mm safety glass or 4 mm mirror
► Max. door load	30 kg or 50 kg depending on installation method
► Max. handle length	2.70 m
► Max. track length	3.60 m
► Textile door stops	Yes
► Anti-dust brushes	No
► Sales programme	Components are available individually
► Decorative profile programme	DECOR

### USAGE

- Pathway doors, built-in furniture.





Handle **GEMINI Decor****DECOR**

1a



CODE	COLOUR	LENGTH (mm)	COLLECTIVE PACKAGING	PRICED PER	NET PRICE
02284	SILVER	2700	10	ITEM	
02283	LIGHT BROWN	2700	10	ITEM	
02285	GOLD	2700	10	ITEM	

Handle **JULIA II**

1b



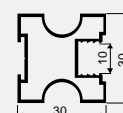
CODE	COLOUR	LENGTH (mm)	COLLECTIVE PACKAGING	PRICED PER	NET PRICE
02713	SILVER	2700	20	ITEM	
02711	LIGHT BROWN	2700	20	ITEM	
02714	GOLD	2700	20	ITEM	

Handle **KARAT**

1c



CODE	COLOUR	LENGTH (mm)	COLLECTIVE PACKAGING	PRICED PER	NET PRICE
03173	SILVER	2700	20	ITEM	
03172	LIGHT BROWN	2700	20	ITEM	

Handle **ROMEO II**

1d




CODE	COLOUR	LENGTH (mm)	COLLECTIVE PACKAGING	PRICED PER	NET PRICE
02692	SILVER	2700	20	ITEM	
02690	LIGHT BROWN	2700	20	ITEM	
02693	GOLD	2700	20	ITEM	

Lower horizontal profile **Decor****DECOR**

2



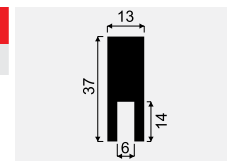
CODE	COLOUR	LENGTH (mm)	COLLECTIVE PACKAGING	PRICED PER	NET PRICE
00161	SILVER	1700	12	ITEM	
00152	LIGHT BROWN	1700	12	ITEM	
00164	GOLD	1700	12	ITEM	
02490	LIGHT BROWN with brushed effect	1700	12	ITEM	
03091	BLACK with brushed effect	1750	12	ITEM	
03094	COGNAC with brushed effect	1750	12	ITEM	
00162	SILVER	2350	12	ITEM	
00153	LIGHT BROWN	2350	12	ITEM	
00165	GOLD	2350	12	ITEM	
02491	LIGHT BROWN with brushed effect	2350	12	ITEM	
03092	BLACK with brushed effect	2350	12	ITEM	
03095	COGNAC with brushed effect	2350	12	ITEM	
00163	SILVER	3000	12	ITEM	
00155	LIGHT BROWN	3000	12	ITEM	
00166	GOLD	3000	12	ITEM	
02492	LIGHT BROWN with brushed effect	3000	12	ITEM	
03093	BLACK with brushed effect	3000	12	ITEM	
03096	COGNAC with brushed effect	3000	12	ITEM	
02764	SILVER	6000	12	ITEM	
02763	LIGHT BROWN	6000	12	ITEM	
02827	GOLD	6000	12	ITEM	



Profile **MDF** (insert)



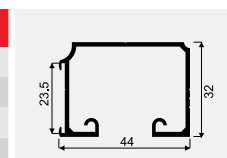
CODE	COLOUR	LENGTH (mm)	COLLECTIVE PACKAGING	PRICED PER	NET PRICE
20221	-	2800	12	ITEM	



Top track  
**EXCLUSIVE - Ornamic**



CODE	COLOUR	LENGTH (mm)	COLLECTIVE PACKAGING	PRICED PER	NET PRICE
01971	SILVER	1200	12	ITEM	
01969	LIGHT BROWN	1200	12	ITEM	
01973	GOLD	1200	12	ITEM	
01972	SILVER	1800	12	ITEM	
01970	LIGHT BROWN	1800	12	ITEM	
01974	GOLD	1800	12	ITEM	
01714	SILVER	3000	12	ITEM	
01713	LIGHT BROWN	3000	12	ITEM	
01715	GOLD	3000	12	ITEM	
02126	SILVER	3600	12	ITEM	
02127	LIGHT BROWN	3600	12	ITEM	
02125	GOLD	3600	12	ITEM	



Plastic guide **102 N**



CODE	COLLECTIVE PACKAGING	PRICED PER	NET PRICE
222151	500	ITEM	

**SET** for pathway doors  
**ZPE 10 (Exclusive)**



**i** Set includes 2 carriages for pathway doors, 2 plastic guides 102 N, screws and allen key 2

CODE	COLLECTIVE PACKAGING	PRICED PER	NET PRICE
10073	24	SET	



Spherical stopper



CODE	COLLECTIVE PACKAGING	PRICED PER	NET PRICE
20019	100	ITEM	

Bump stopper, top

**URSUS-EXCLUSIVE OGUÉ**

**i** Set includes 2 bump stoppers



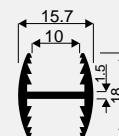
CODE	COLLECTIVE PACKAGING	PRICED PER	NET PRICE
20111	24	SET	



## H10 profile



CODE	COLOUR	LENGTH (mm)	COLLECTIVE PACKAGING	PRICED PER	NET PRICE
00207	SILVER	3000	30	ITEM	
00204	LIGHT BROWN	3000	30	ITEM	
00208	GOLD	3000	30	ITEM	
02493	LIGHT BROWN with brushed effect	3000	30	ITEM	
03103	BLACK with brushed effect	3000	30	ITEM	
03104	COGNAC with brushed effect	3000	30	ITEM	



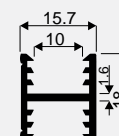
## H10 profile - Decor



DECOR



CODE	COLOUR	LENGTH (mm)	COLLECTIVE PACKAGING	PRICED PER	NET PRICE
01617	SILVER	3000	30	ITEM	
01616	LIGHT BROWN	3000	30	ITEM	
01618	GOLD	3000	30	ITEM	



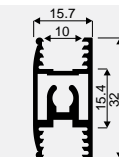
## H30 profile - Decor



DECOR

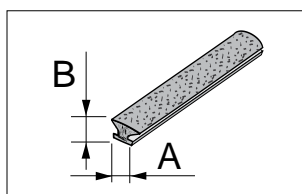


CODE	COLOUR	LENGTH (mm)	COLLECTIVE PACKAGING	PRICED PER	NET PRICE
00222	SILVER	3000	20	ITEM	
00219	LIGHT BROWN	3000	20	ITEM	
00223	GOLD	3000	20	ITEM	



## TEXTILE DOOR STOP

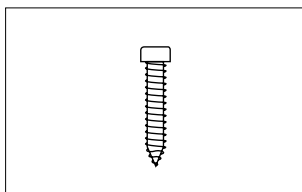
**i** All brushes on page 372



20094	TEXTILE DOOR STOP	14.5	4	INSERTED	200	RUNNING METRE	
20224	TEXTILE DOOR STOP	14.5	4	INSERTED	10	COLLECTIVE PACKAGE (50 r.m.)	

20094		20094		20094		20094	
	Handle <b>GEMINI</b>		Handle <b>JULIA II</b>		Handle <b>KARAT</b>		Handle <b>ROMEO II</b>

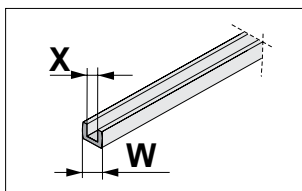
## SELF-TAPPING SCREW



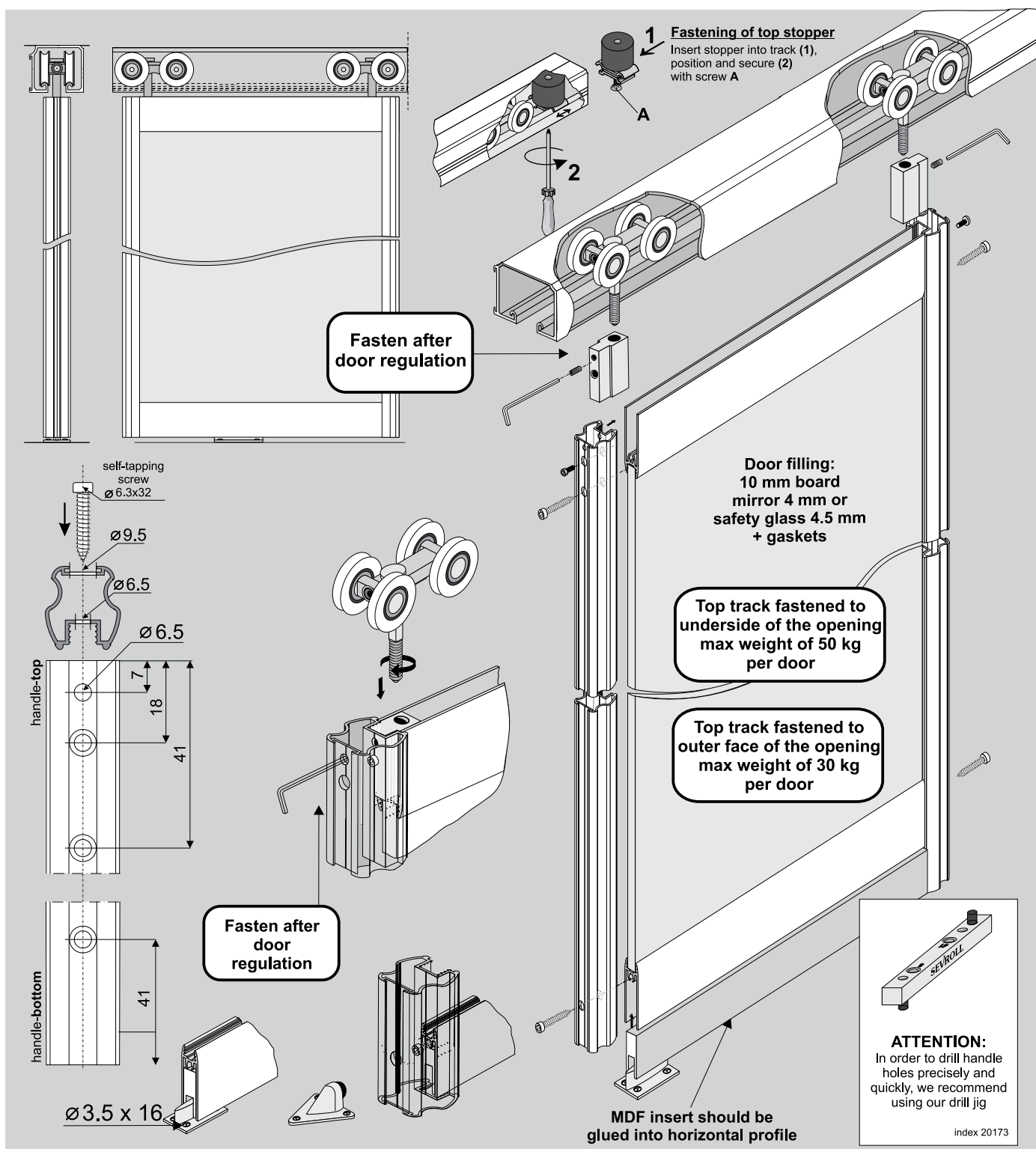
CODE	NAME	DIMENSIONS (mm)	COLLECTIVE PACKAGING	PRICED PER	NET PRICE
20001	SELF-TAPPING SCREW	6.3 x 32	2000	ITEM	

## GASKET

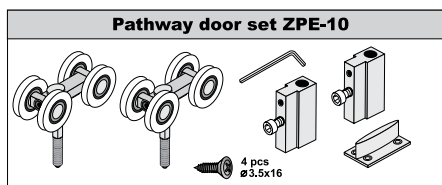

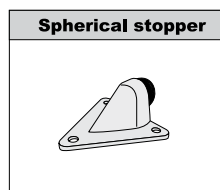
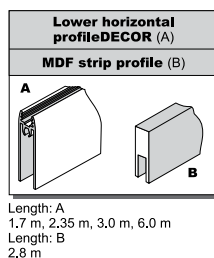
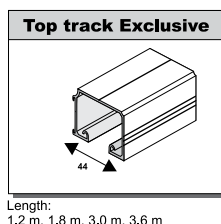
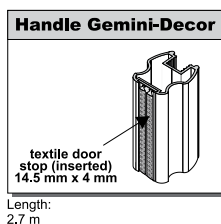
**i** All gaskets on page 372



CODE	X (mm)	W (mm)	COLLECTIVE PACKAGING	PRICED PER	NET PRICE
20031	4	10	100	RUNNING METRE	
20032	4.5	10	100	RUNNING METRE	
20033	6	10	100	RUNNING METRE	
20098	6.4	10	100	RUNNING METRE	
20052	8	10	100	RUNNING METRE	

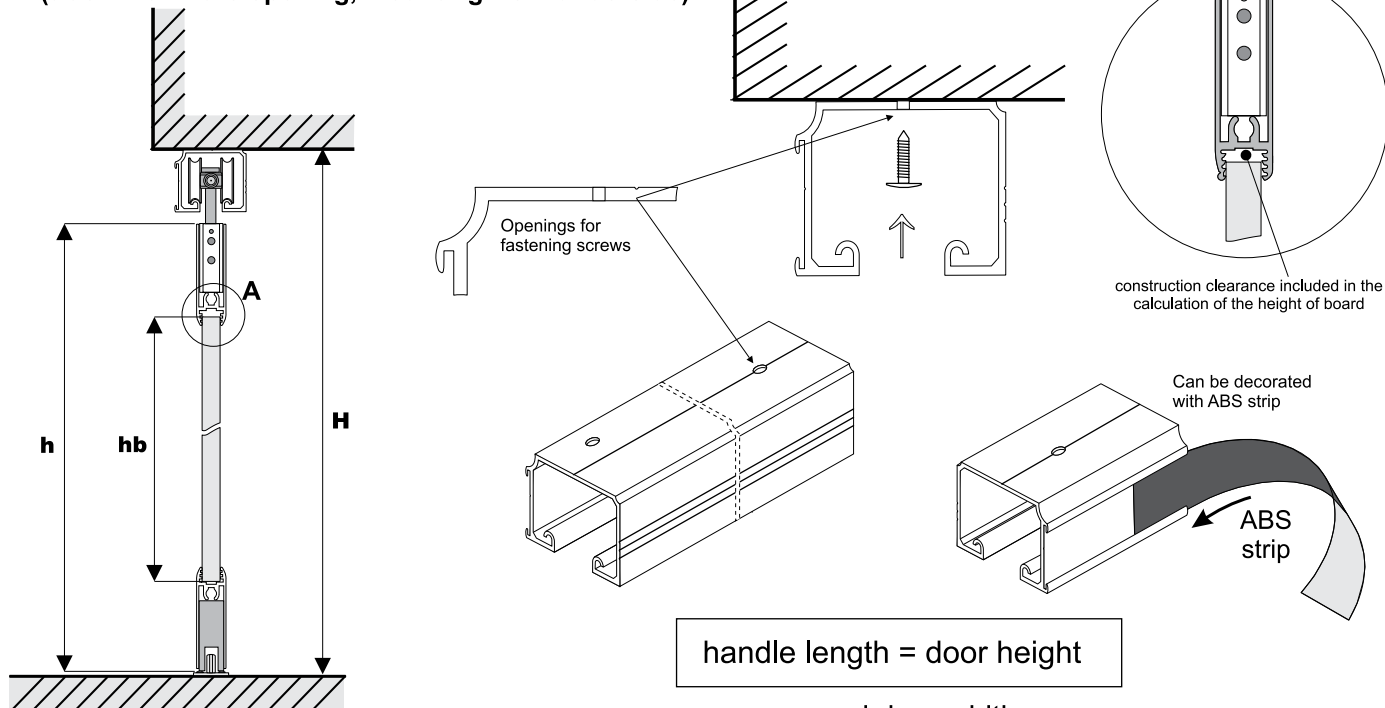


## COMPONENTS

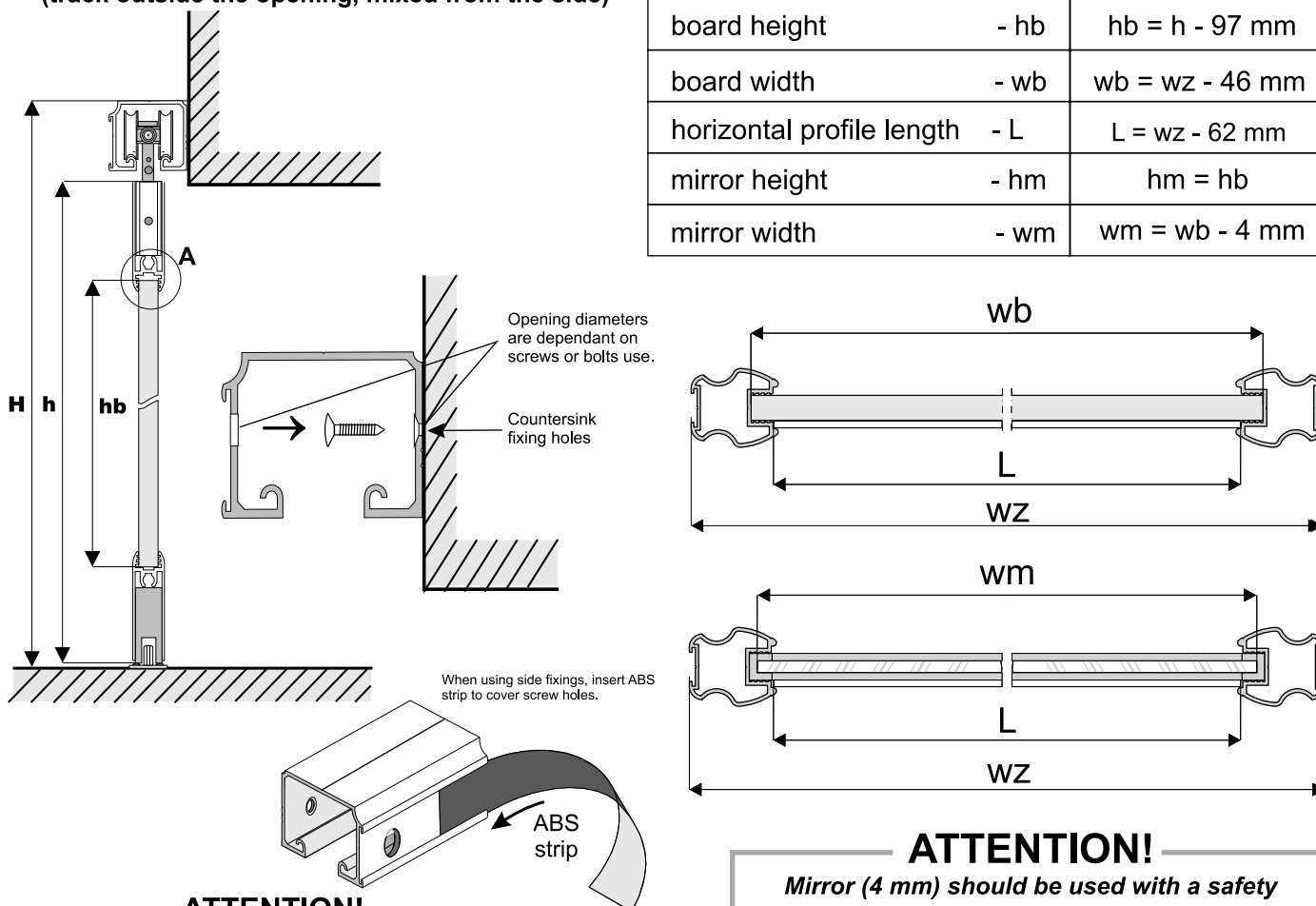


You must remember to purchase self-tapping screws to construct each door (4 screws per door). When using safety glass or mirror, you must also remember to purchase gaskets.

## 1. Dimensions of opening (track within the opening, mounting from underside)



## 2. Dimensions of opening (track outside the opening, mixed from the side)



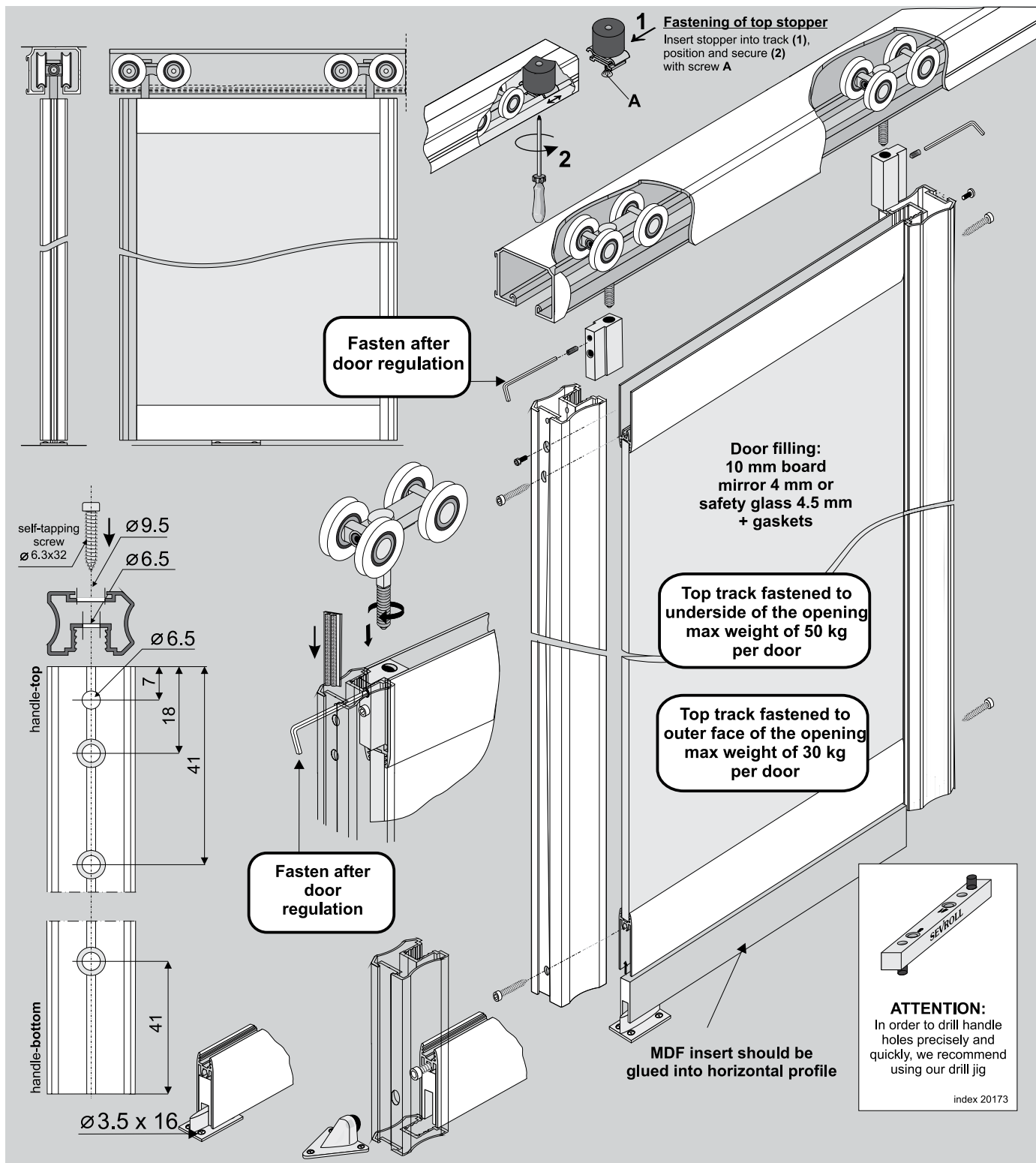
### ATTENTION!

In cases that it will not be possible to insert carriages after the installation of the top track, carriages should be inserted prior to track installation.

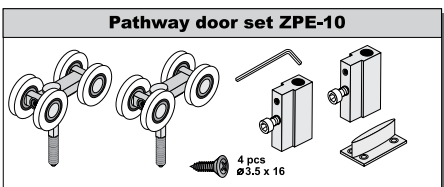

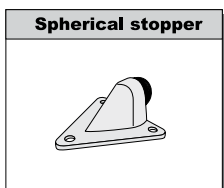
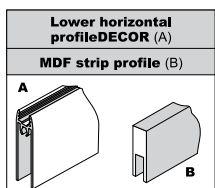
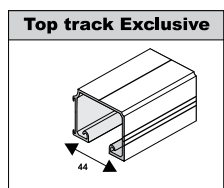
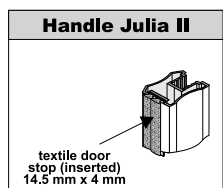
### ATTENTION!

Mirror (4 mm) should be used with a safety backing film. Safety glass (4.5 mm) comprises of two thin layers with a film in-between. Both mirror and glass need fitting gasket.



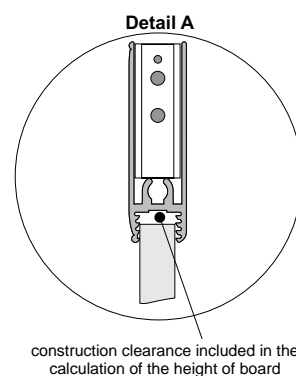
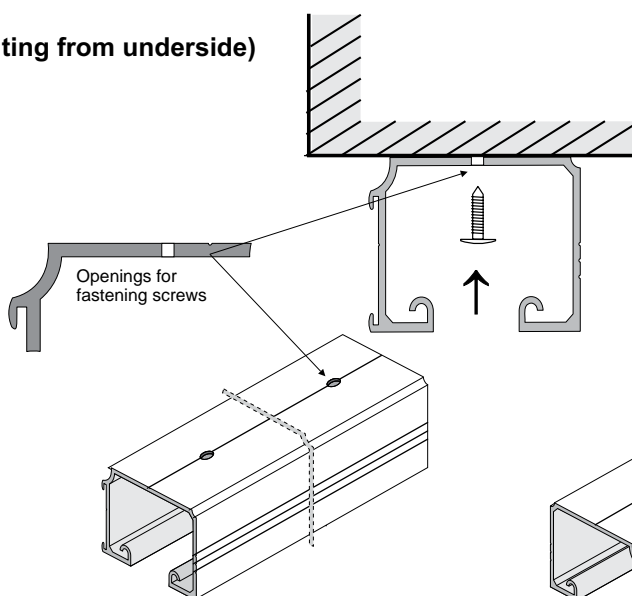
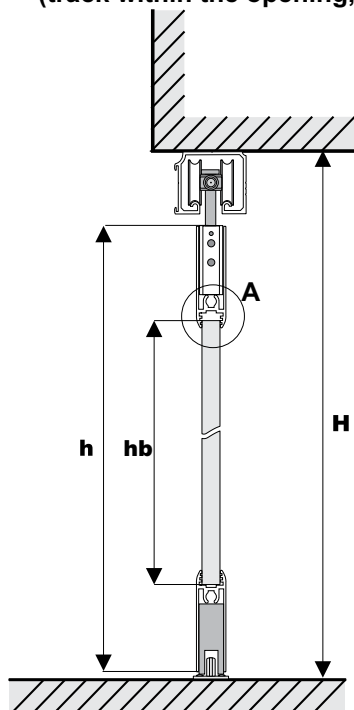


## COMPONENTS



**You must remember to purchase self-tapping screws to construct each door (4 screws per door). When using safety glass or mirror, you must also remember to purchase gaskets.**

**1. Dimensions of opening  
(track within the opening, mounting from underside)**



construction clearance included in the calculation of the height of board

Can be decorated with ABS strip

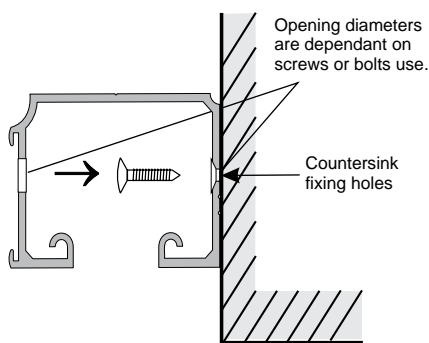
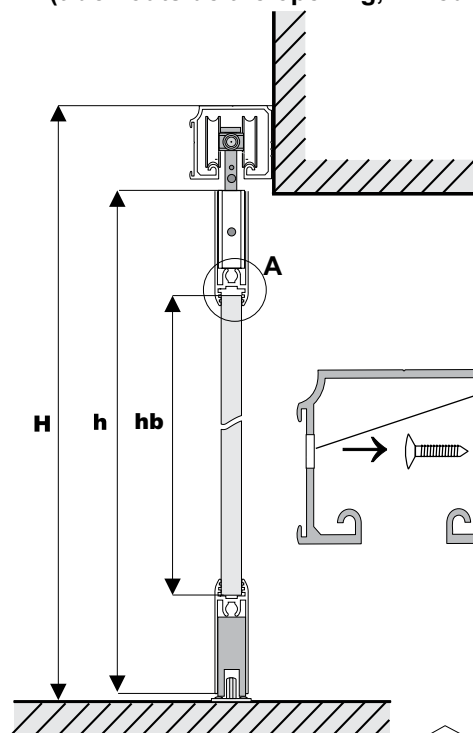
ABS strip

handle length = door height

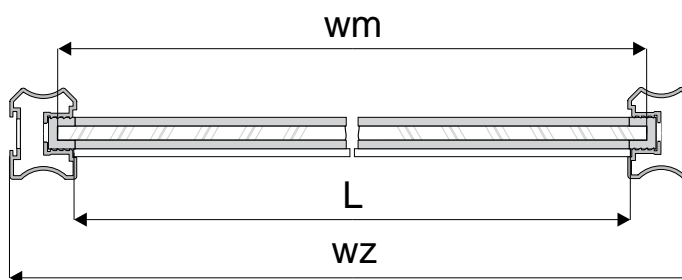
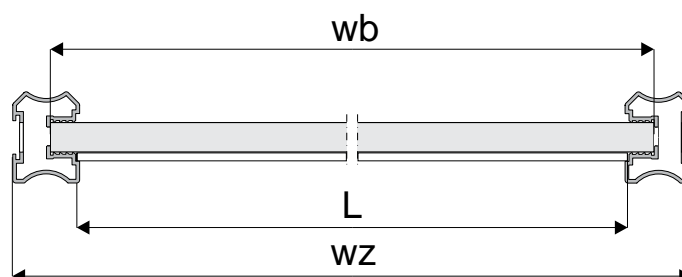
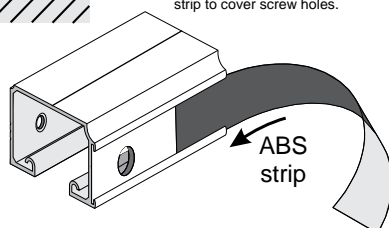
**wz** - assumed door width

door height	- h	$h = H - 46 \text{ mm}$
board height	- hb	$hb = h - 97 \text{ mm}$
board width	- wb	$wb = wz - 25 \text{ mm}$
horizontal profile length	- L	$L = wz - 42 \text{ mm}$
mirror height	- hm	$hm = hb$
mirror width	- wm	$wm = wb - 4 \text{ mm}$

**2. Dimensions of opening  
(track outside the opening, mixed from the side)**



When using side fixings, insert ABS strip to cover screw holes.

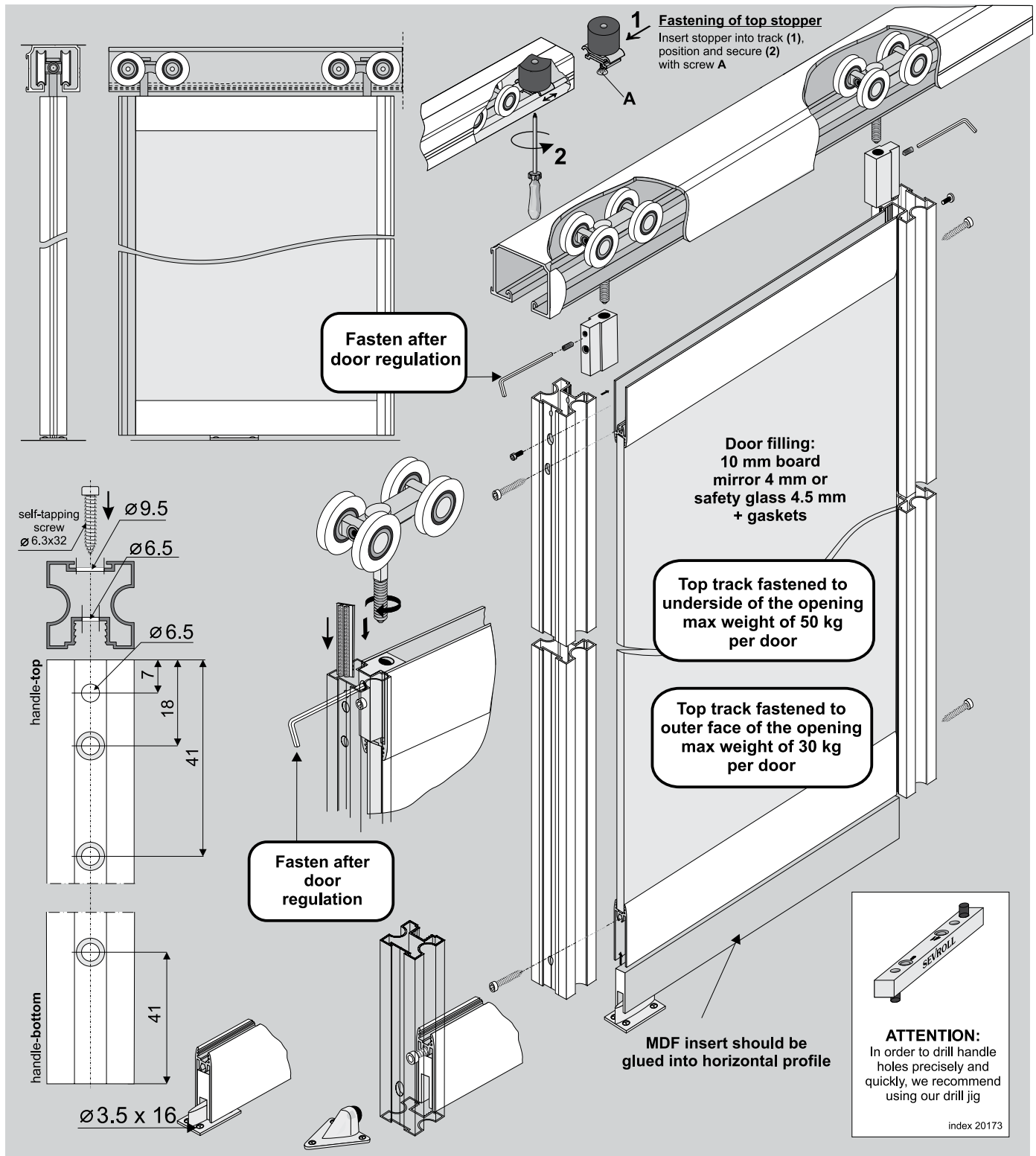


**ATTENTION!**

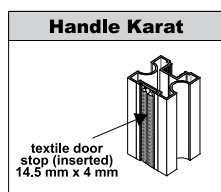
In cases that it will not be possible to insert carriages after the installation of the top track, carriages should be inserted prior to track installation.

**ATTENTION!**

Mirror (4 mm) should be used with a safety backing film. Safety glass (4.5 mm) comprises of two thin layers with a film in-between. Both mirror and glass need fitting gasket.



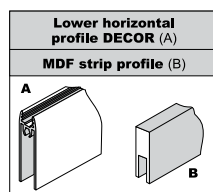
## COMPONENTS



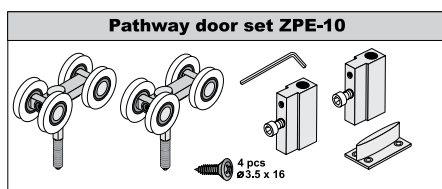

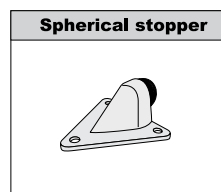
Length:  
2.7 m



Length:  
1.2 m, 1.8 m, 3.0 m, 3.6 m

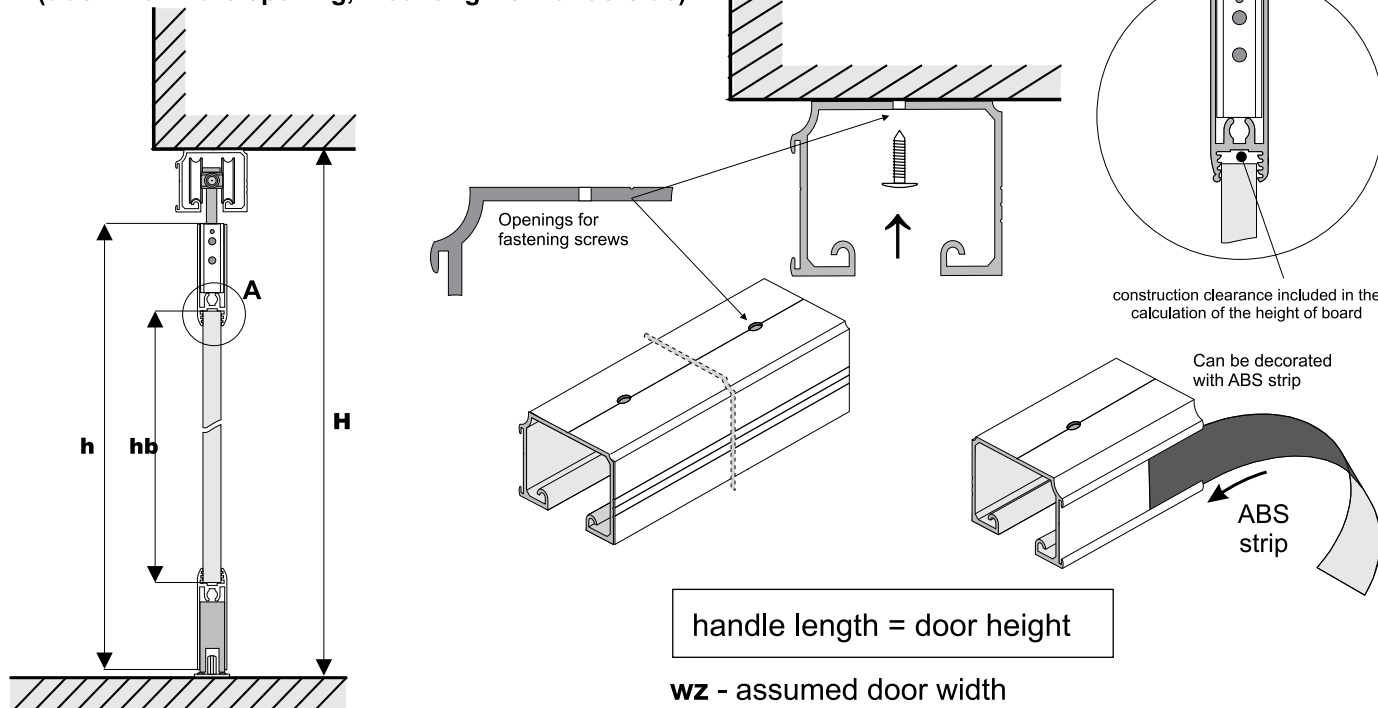


Length: A  
1.7 m, 2.35 m, 3.0 m, 6.0 m  
Length: B  
2.8 m

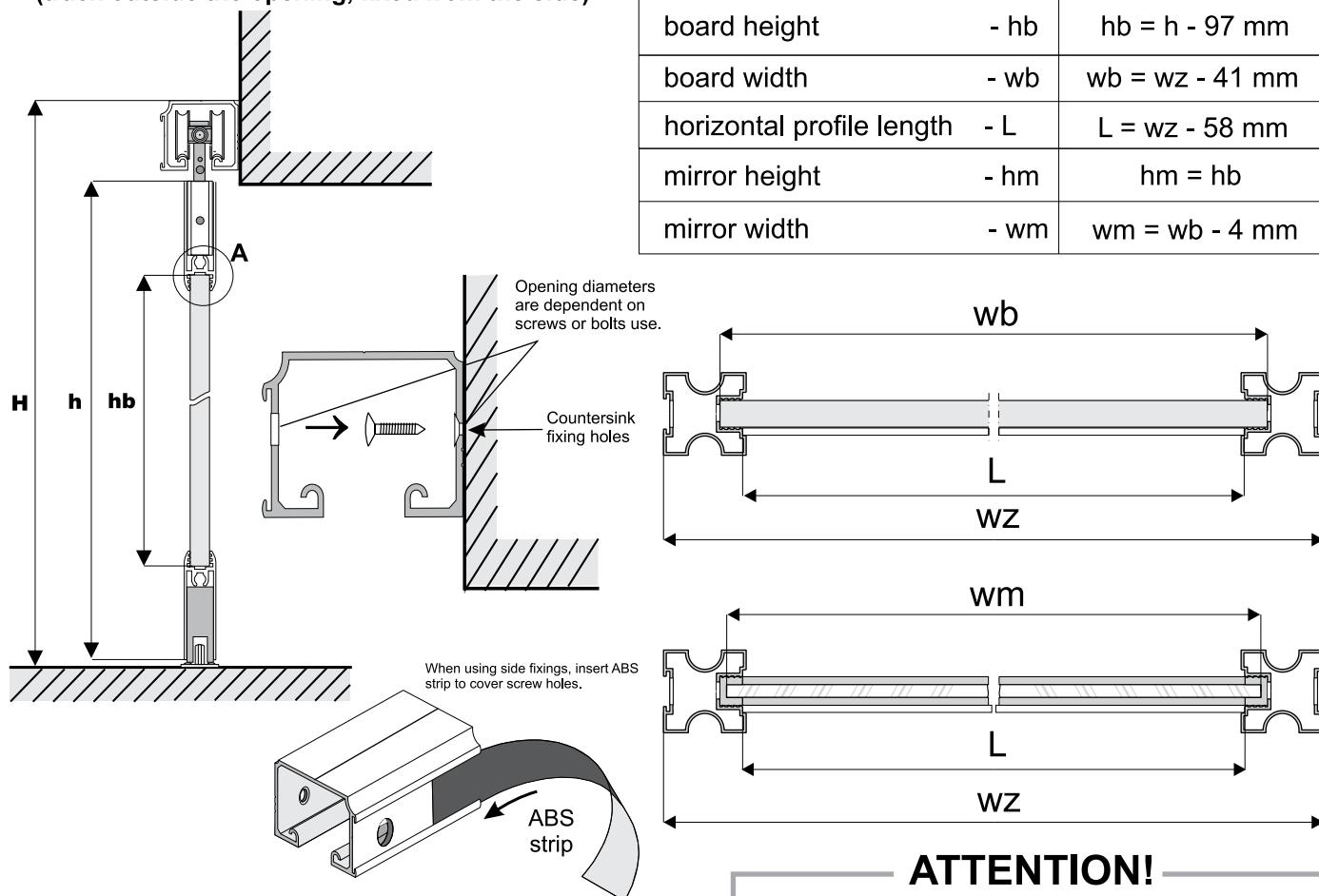


You must remember to purchase self-tapping screws to construct each door (4 screws per door). When using safety glass or mirror, you must also remember to purchase gaskets.

**1. Dimensions of opening**  
(track within the opening, mounting from underside)

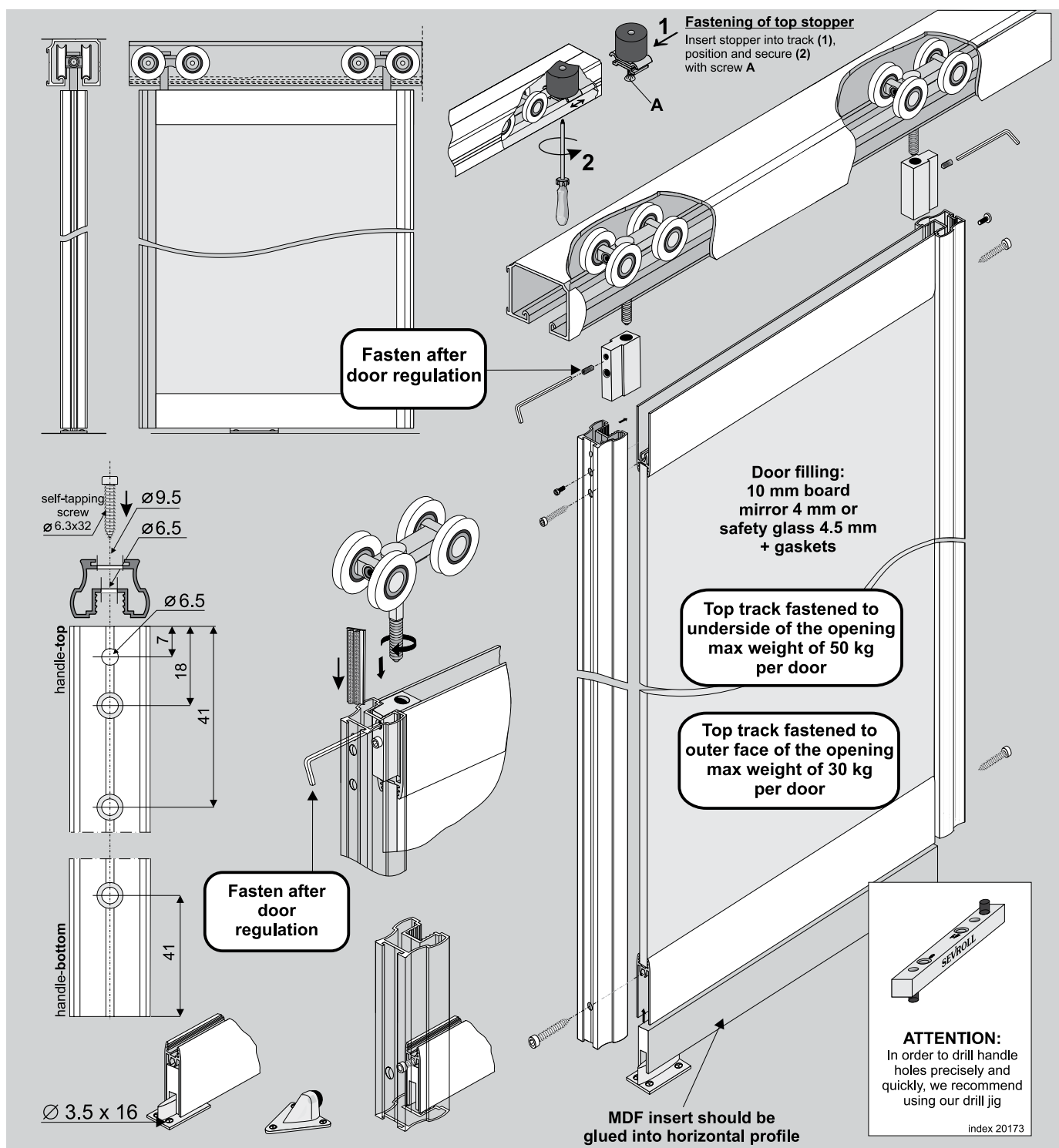


**2. Dimensions of opening**  
(track outside the opening, fixed from the side)



**ATTENTION!**

*Mirror (4 mm) should be used with a safety backing film. Safety glass (4.5 mm) comprises of two thin layers with a film in-between. Both mirror and glass need fitting gasket.*



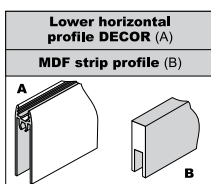
## COMPONENTS



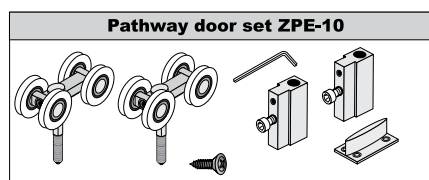

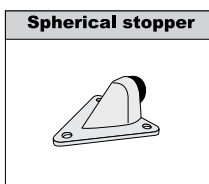
Length:  
2.7 m



Length:  
1.2 m, 1.8 m, 3.0 m, 3.6 m



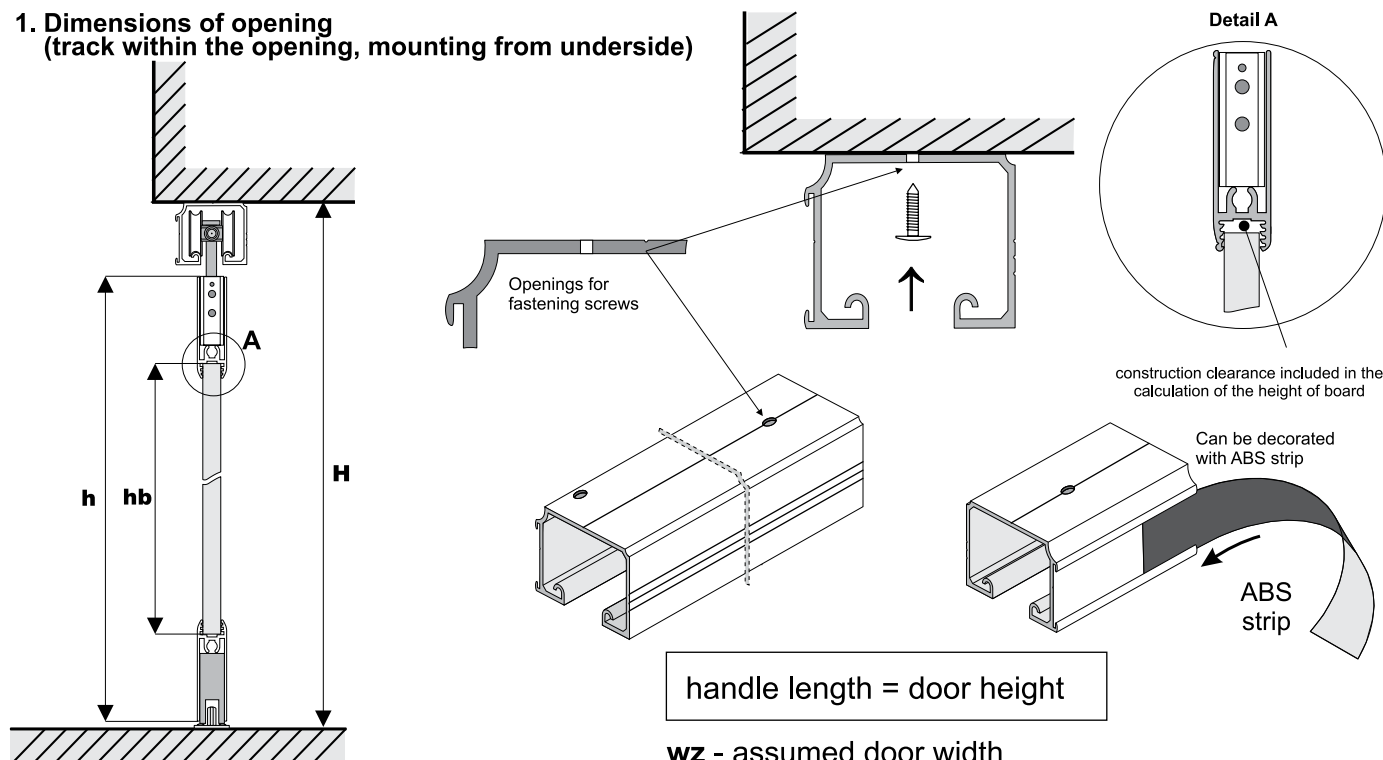
Length: A  
1.7 m, 2.35 m, 3.0 m, 6.0 m  
Length: B  
2.8 m



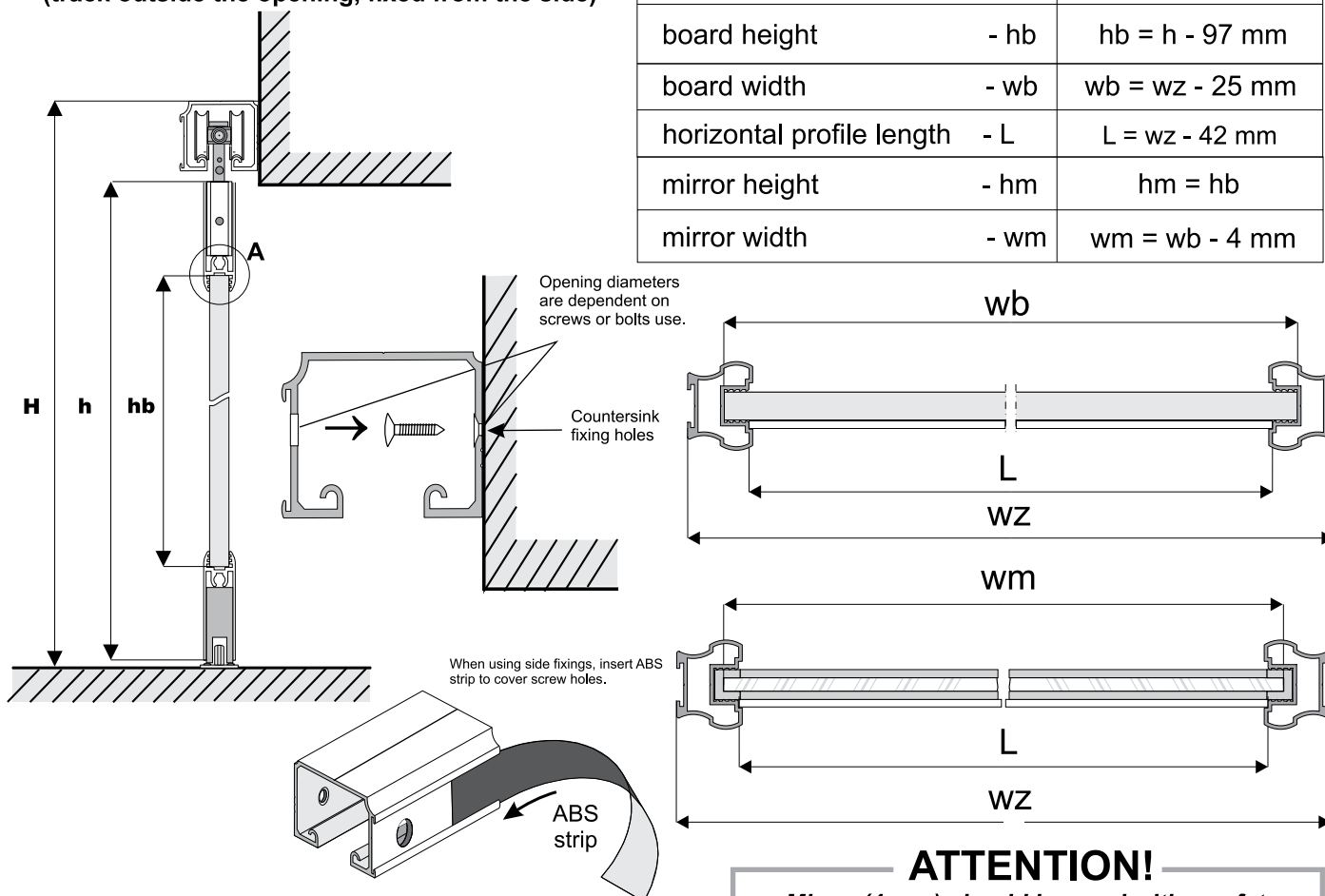
You must remember to purchase self-tapping screws to construct each door (4 screws per door). When using safety glass or mirror, you must also remember to purchase gaskets.



**1. Dimensions of opening**  
(track within the opening, mounting from underside)



**2. Dimensions of opening**  
(track outside the opening, fixed from the side)



**ATTENTION!**

In cases that it will not be possible to insert carriages after the installation of the top track, carriages should be inserted prior to track installation.



**ATTENTION!**

Mirror (4 mm) should be used with a safety backing film. Safety glass (4.5 mm) comprises of two thin layers with a film in-between. Both mirror and glass need fitting gasket.

## SYSTEM

# EXCLUSIVE I8 Board

Single track sliding doors with top carriage system

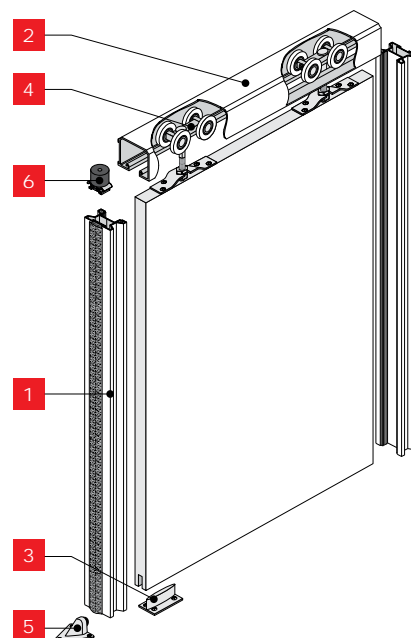


### CHARACTERISTICS

► Application	Sliding doors
► Track	Single
▼ Carriage system	Top
► Top guide	Ball bearing carriage
► Bottom guide	Ball bearing carriage (load bearing)
► Construction	Board
► Filling thickness	18-40 mm
► Filling type	Board 18-40 mm
► Max. door load	30 kg / 50 kg
► Max. handle length	2.70 m
► Max. track length	3.60 m
► Textile door stops	Yes
► Anti-dust brushes	n/a
► Sales programme	Components are available individually
► Decorative profile programme	DECOR

### USAGE

- Pathway doors, built-in furniture

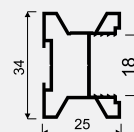


Handle **PROSPER II - Decor****DECOR**

1a



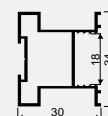
CODE	COLOUR	LENGTH (mm)	COLLECTIVE PACKAGING	PRICED PER	NET PRICE
03145	SILVER	2700	8	ITEM	
03144	LIGHT BROWN	2700	8	ITEM	

Handle **PORTO**

1b



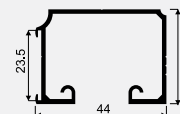
CODE	COLOUR	LENGTH (mm)	COLLECTIVE PACKAGING	PRICED PER	NET PRICE
03167	SILVER	2700	8	ITEM	
03166	LIGHT BROWN	2700	8	ITEM	

Top track  
**EXCLUSIVE - Ornamic****Ornamic**

2



CODE	COLOUR	LENGTH (mm)	COLLECTIVE PACKAGING	PRICED PER	NET PRICE
01971	SILVER	1200	12	ITEM	
01969	LIGHT BROWN	1200	12	ITEM	
01973	GOLD	1200	12	ITEM	
01972	SILVER	1800	12	ITEM	
01970	LIGHT BROWN	1800	12	ITEM	
01974	GOLD	1800	12	ITEM	
01714	SILVER	3000	12	ITEM	
01713	LIGHT BROWN	3000	12	ITEM	
01715	GOLD	3000	12	ITEM	
02126	SILVER	3600	12	ITEM	
02127	LIGHT BROWN	3600	12	ITEM	
02125	GOLD	3600	12	ITEM	

Plastic guide **102 N**


3



CODE	COLLECTIVE PACKAGING	PRICED PER	NET PRICE
222151	500	ITEM	

**SET** for pathway doors ZPE I8  
**ZPE I8 (Exclusive)**Set includes 2 top carriages,  
2 plastic guides 102 N and screws

4



CODE	COLLECTIVE PACKAGING	PRICED PER	NET PRICE
10083	24	SET	





SYSTEM

# EXCLUSIVE I8 Board

Basic system components

## Spherical stopper

5



CODE	COLLECTIVE PACKAGING	PRICED PER	NET PRICE
20019	100	ITEM	

## Rubber stopper

**URSUS-EXCLUSIVE OGUE****i** Set includes 2 bump stoppers

6

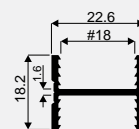


CODE	COLLECTIVE PACKAGING	PRICED PER	NET PRICE
20111	24	SET	

## H18 profile MAXIM

18mm  
BOARD**DECOR**

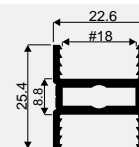
CODE	COLOUR	LENGTH (mm)	COLLECTIVE PACKAGING	PRICED PER	NET PRICE
01881	SILVER	1800	30	ITEM	
02980	LIGHT BROWN	1800	30	ITEM	
01882	SILVER	2500	30	ITEM	
02981	LIGHT BROWN	2500	30	ITEM	



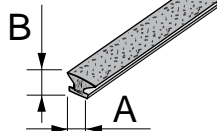
## H25 profile MAXIM

18mm  
BOARD**DECOR**

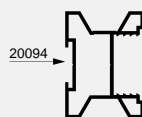
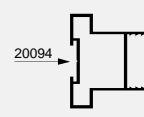
CODE	COLOUR	LENGTH (mm)	COLLECTIVE PACKAGING	PRICED PER	NET PRICE
01883	SILVER	1800	20	ITEM	
02983	LIGHT BROWN	1800	20	ITEM	
01884	SILVER	2500	20	ITEM	
02984	LIGHT BROWN	2500	20	ITEM	



## Textile door stop

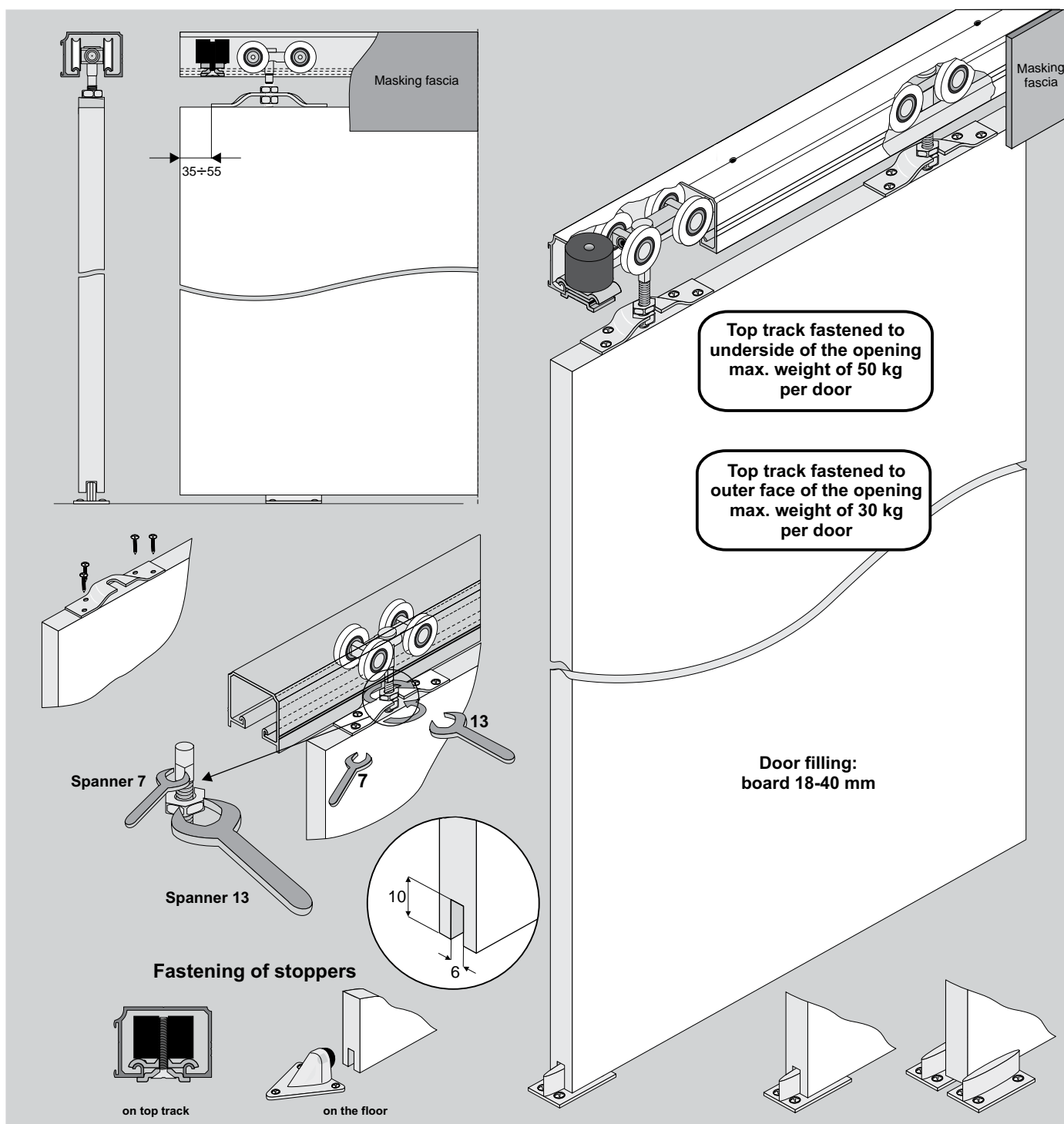
**i** All brushes on page 372

CODE	NAME	A (mm)	B (mm)	INSTALLATION	COLLECTIVE PACKAGING	PRICED PER	NET PRICE
20094	Textile door stop	14.5	4	INSERTED	200	RUNNING METRE	
20224	Textile door stop	14.5	4	INSERTED	10	COLLECTIVE PACKAGE (50 r.m.)	

Handle **PROSPER II - Decor**Handle **PORTO**




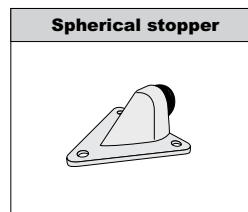
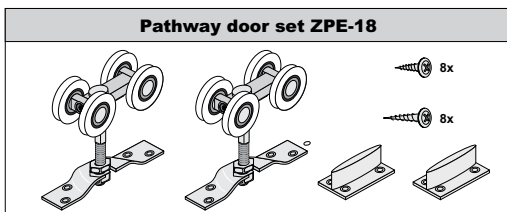




## COMPONENTS



Length:  
1.2 m, 1.8 m, 3.0 m, 3.6 m

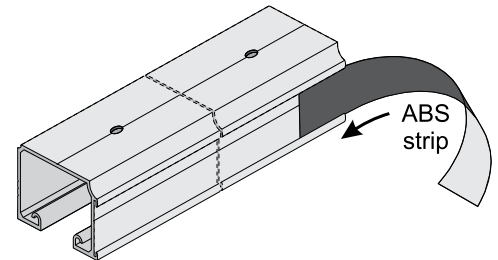
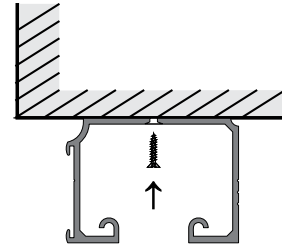
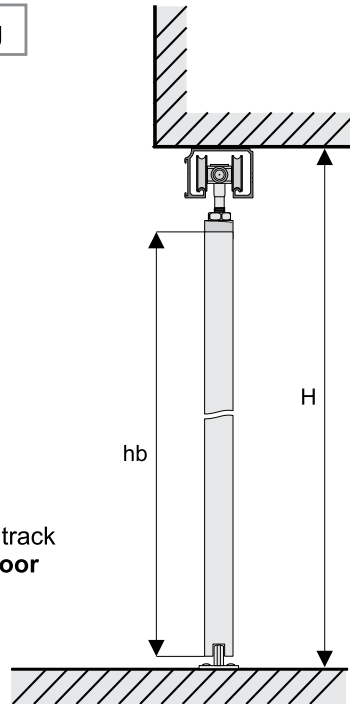


## 1. Track within the opening

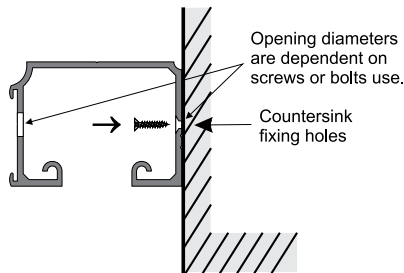
**Board height hb:**

$hb = H - 64 \text{ mm}$   
H - height of the opening

Top fastening of EXCLUSIVE track  
- max. weight of 50 kg per door



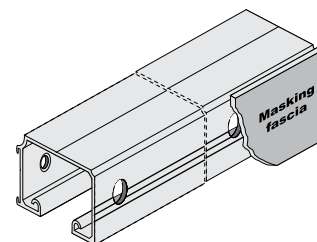
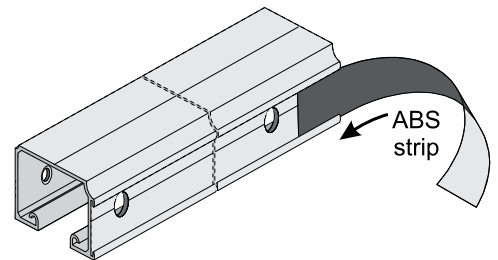
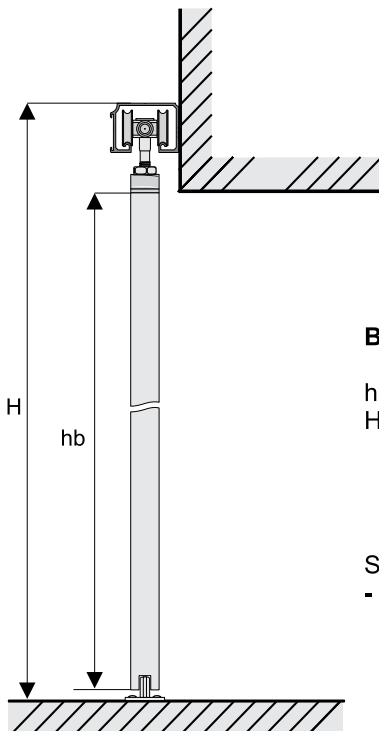
## 2. Track outside the opening



**Board height hb:**

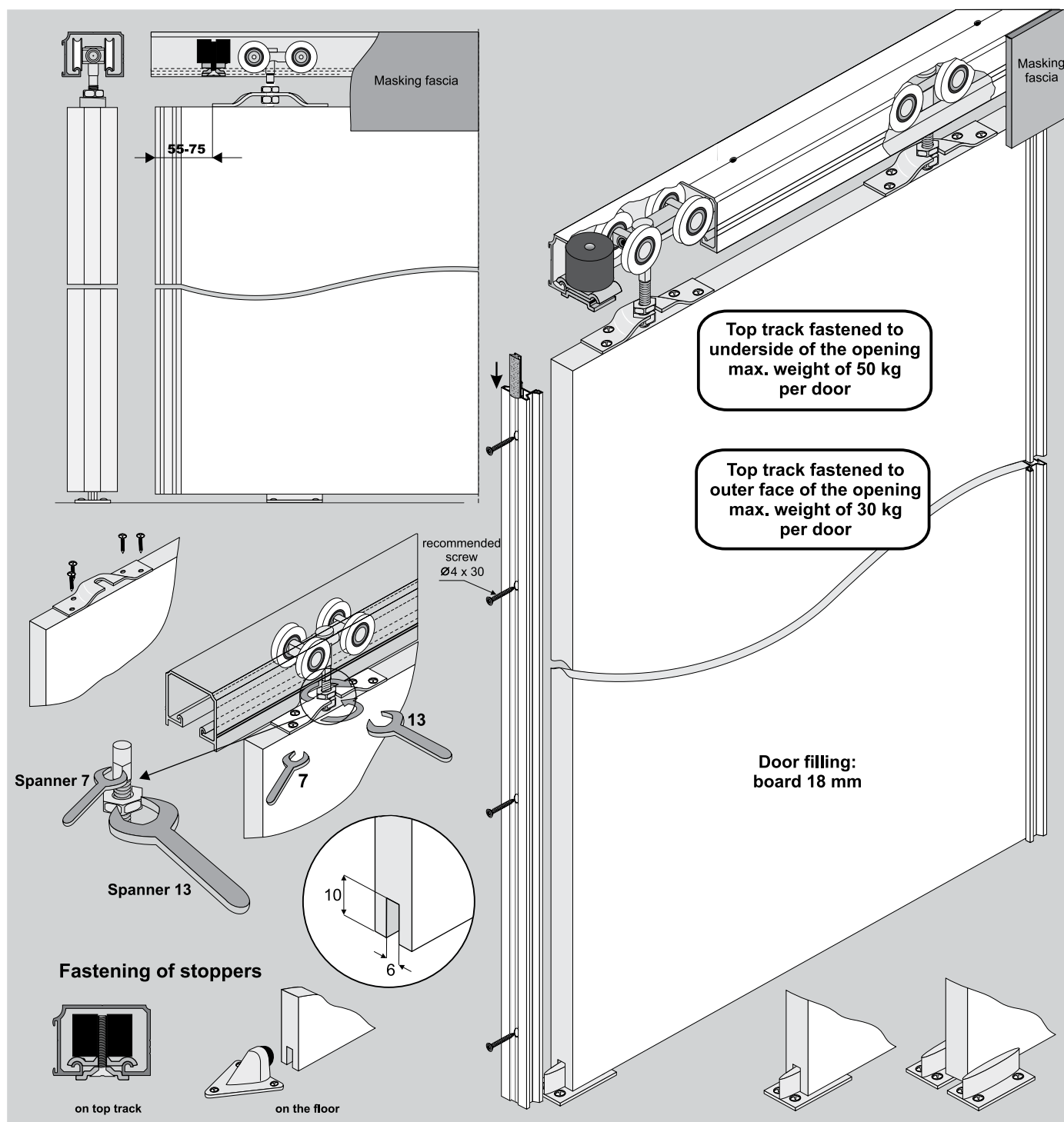
$hb = H - 64 \text{ mm}$   
H - height from floor base to top of track

Side fastening of EXCLUSIVE track  
- max. weight of 30 kg per door



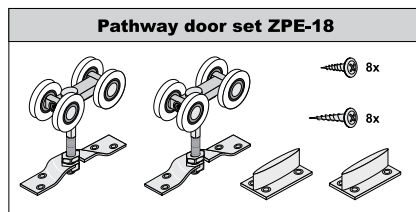
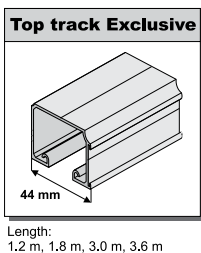
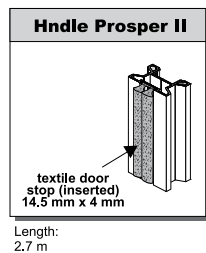


### ATTENTION!

In cases that it will not be possible to insert carriages after the installation of the top track, carriages should be inserted prior to track installation.



## COMPONENTS





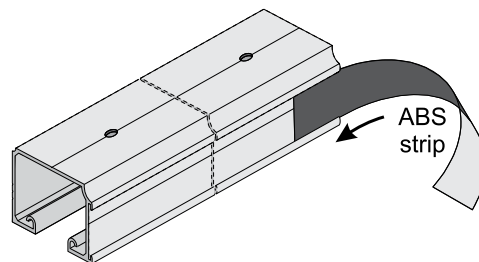
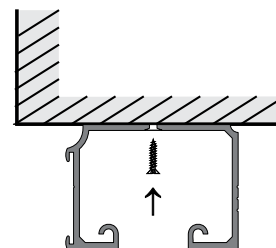
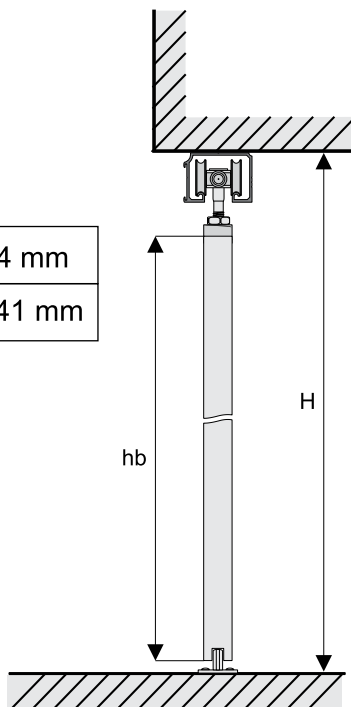
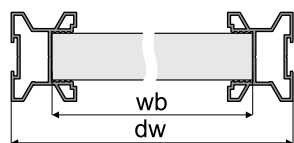
## 1. Track within the opening

Top fastening of EXCLUSIVE track  
- max. weight of 50 kg per door

board height	- hb	$hb = H - 64 \text{ mm}$
board width	- wb	$wb = dw - 41 \text{ mm}$

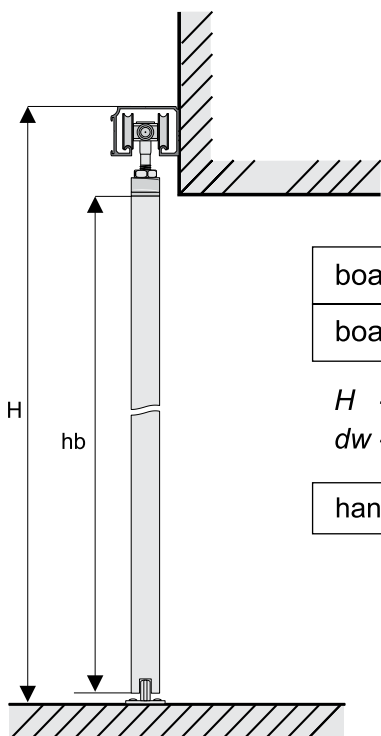
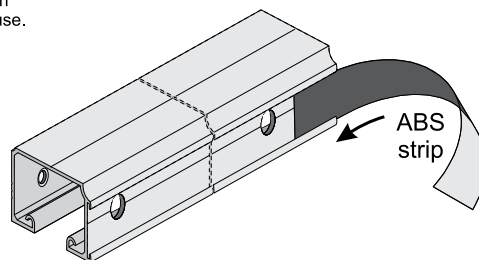
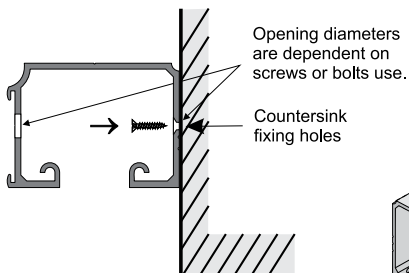
$H$  - height of the opening  
 $dw$  - assumed door width

handle length = door height



## 2. Track outside the opening

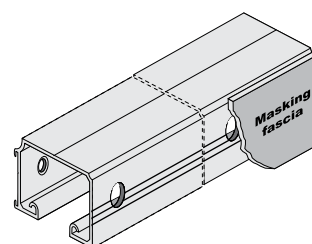
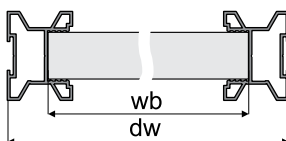
Side fastening of EXCLUSIVE track  
- max. weight of 30 kg per door



board height	- hb	$hb = H - 64 \text{ mm}$
board width	- wb	$wb = dw - 41 \text{ mm}$

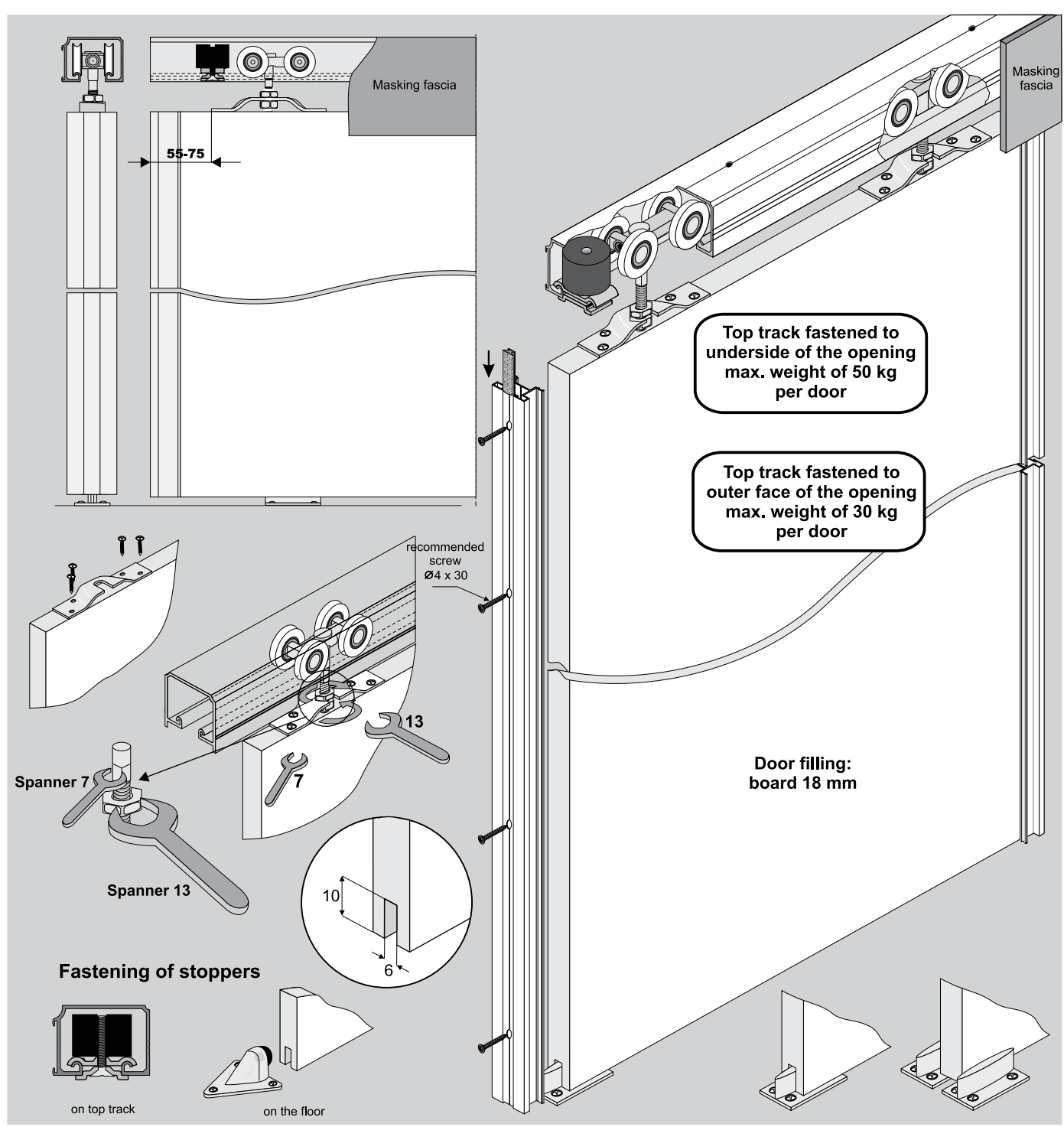
$H$  - height from floor base to top of track  
 $dw$  - assumed door width

handle length = door height

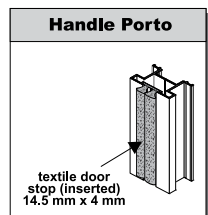


### ATTENTION!

In cases that it will not be possible to insert carriages after the installation of the top track, carriages should be inserted prior to track installation.





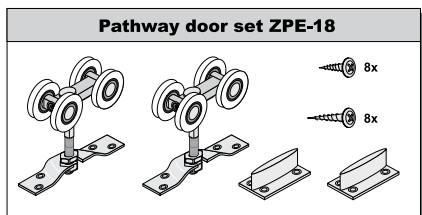
## COMPONENTS



Length:  
2,7 m



Length:  
1,2 m, 1,8 m, 3,0 m, 3,6 m





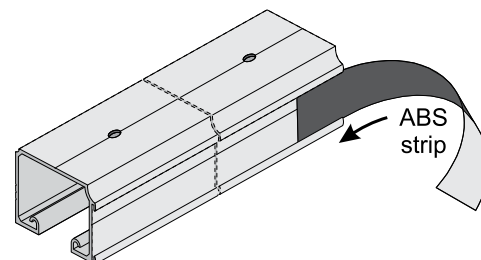
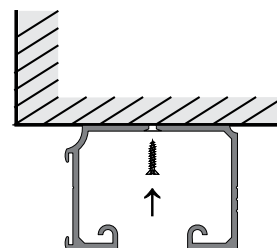
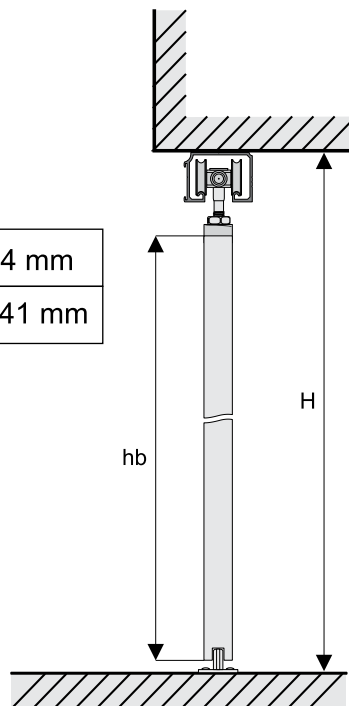
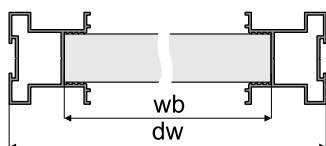
## 1. Track within the opening

Top fastening of EXCLUSIVE track  
- max. weight of 50 kg per door

board height	- hb	$hb = H - 64 \text{ mm}$
board width	- wb	$wb = dw - 41 \text{ mm}$

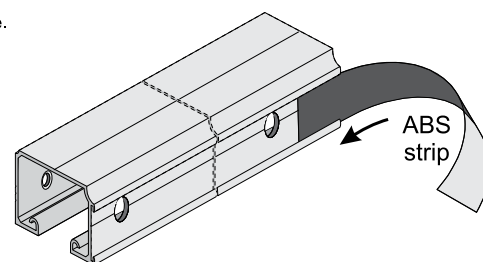
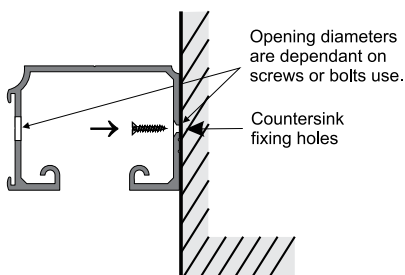
$H$  - height of the opening  
 $dw$  - assumed door width

handle length = door height



## 2. Track outside the opening

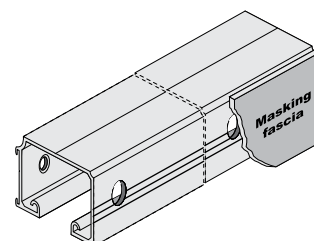
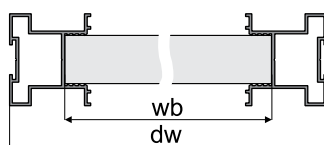
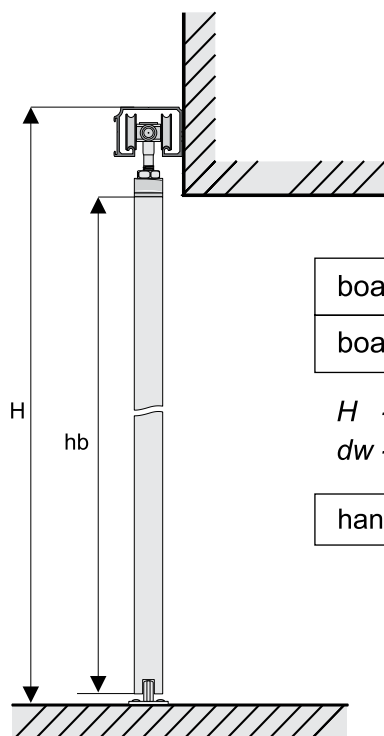
Side fastening of EXCLUSIVE track  
- max. weight of 30 kg per door



board height	- hb	$hb = H - 64 \text{ mm}$
board width	- wb	$wb = dw - 41 \text{ mm}$

$H$  - height from floor base to top of track  
 $dw$  - assumed door width

handle length = door height



### ATTENTION!

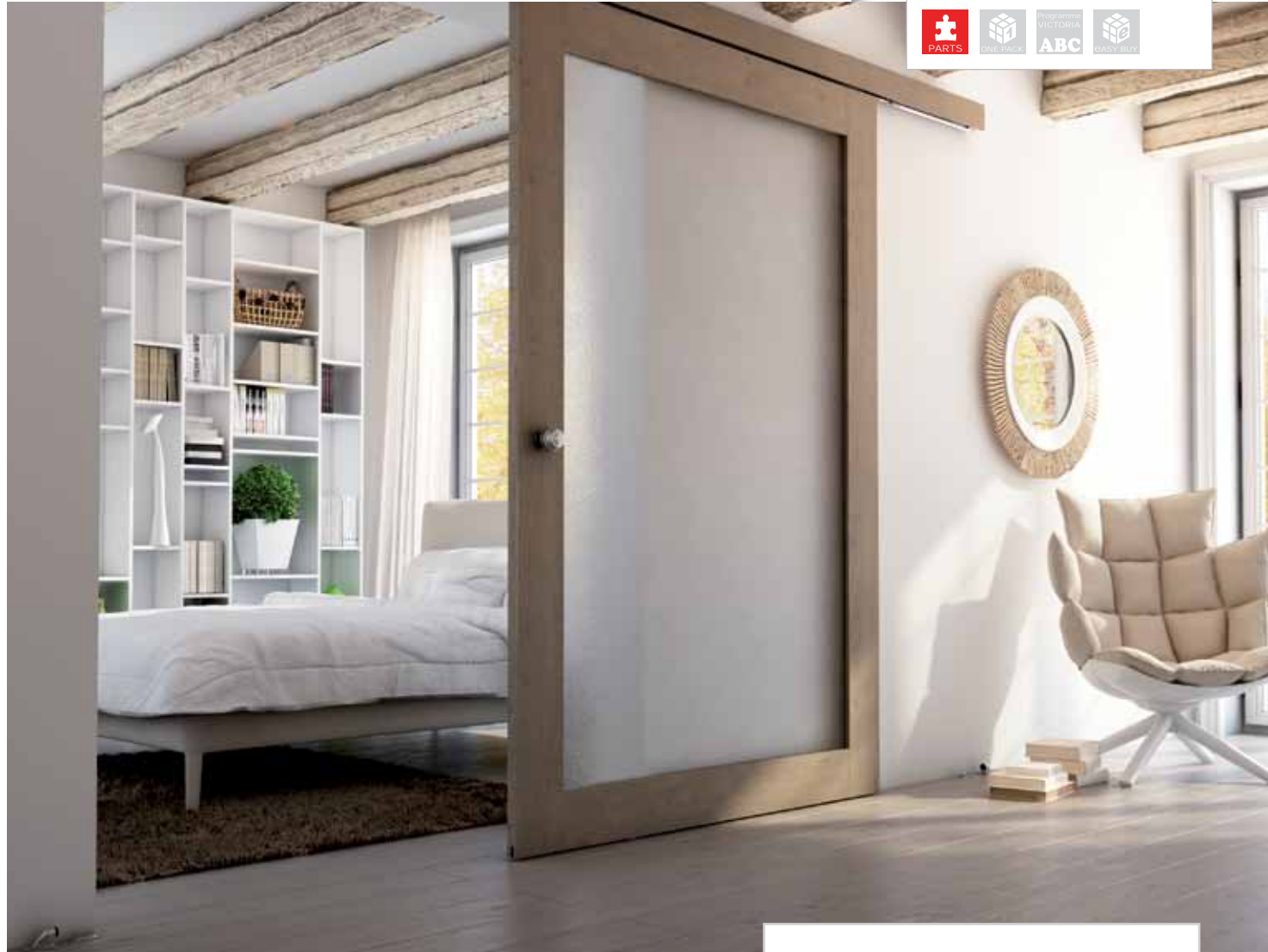
In cases that it will not be possible to insert carriages after the installation of the top track, carriages should be inserted prior to track installation.

## SYSTEM

# URSUS



Single track sliding doors with top hung carriage system



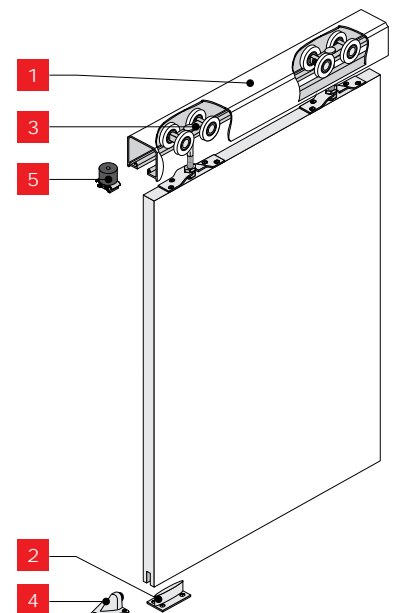
### CHARACTERISTICS

► Application	Sliding doors
► Track	Single
▼ Carriage system	Top
► Top guide	Ball bearing carriage
► Bottom guide	Plastic guide
► Construction	Board
► Filling thickness	18-40 mm
► Filling type	Board 18-40 mm
► Max. door load	50 kg / 100 kg
► Max. handle length	n/a
► Max. track length	3.60 m
► Textile door stops	n/a
► Anti-dust brushes	n/a
► Sales programme	Components can be purchased separately
► Decorative profile programme	DECOR

### USAGE

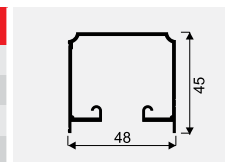
- Cabinet furniture (kitchen, pharmaceutical, standing wardrobes, wall hung cabinets etc)
- Built-in furniture (walk-in wardrobes, wardrobes, attics)

8 kg	14 kg	16 kg	25 kg	35 kg
40 kg	45 kg	50 kg	60 kg	70 kg
100 kg	120 kg			
10mm BOARD	16mm BOARD	18mm BOARD	16-40mm BOARD	16-50mm BOARD
BOARD-MIRROR	4mm MIRROR	4.5mm GLASS	6mm GLASS	8-12mm GLASS
PARTS	ONE PACK	PROGRAMME VICTORIA ABC	BASY BUY	



Top track **URSUS - Decor****DECOR**

CODE	COLOUR	LENGTH (mm)	COLLECTIVE PACKAGING	PRICED PER	NET PRICE
01167	SILVER	1200	12	ITEM	
01155	LIGHT BROWN	1200	12	ITEM	
01171	GOLD	1200	12	ITEM	
50243	RAW	1200	12	ITEM	
01168	SILVER	1800	12	ITEM	
01156	LIGHT BROWN	1800	12	ITEM	
01172	GOLD	1800	12	ITEM	
50244	RAW	1800	12	ITEM	
01169	SILVER	3000	12	ITEM	
01157	LIGHT BROWN	3000	12	ITEM	
01173	GOLD	3000	12	ITEM	
50245	RAW	3000	12	ITEM	
01170	SILVER	3600	12	ITEM	
01158	LIGHT BROWN	3600	12	ITEM	
01174	GOLD	3600	12	ITEM	
50246	RAW	3600	12	ITEM	

Plastic guide **102 N**

CODE	COLLECTIVE PACKAGING	PRICED PER	NET PRICE
222151	500	ITEM	

**Set**  
for sliding doors **ZP 18**

**i** Set includes 2 top carriages,  
2 plastic guides 102 N and screws



CODE	COLLECTIVE PACKAGING	PRICED PER	NET PRICE
10022	24	SET	



## Door stop



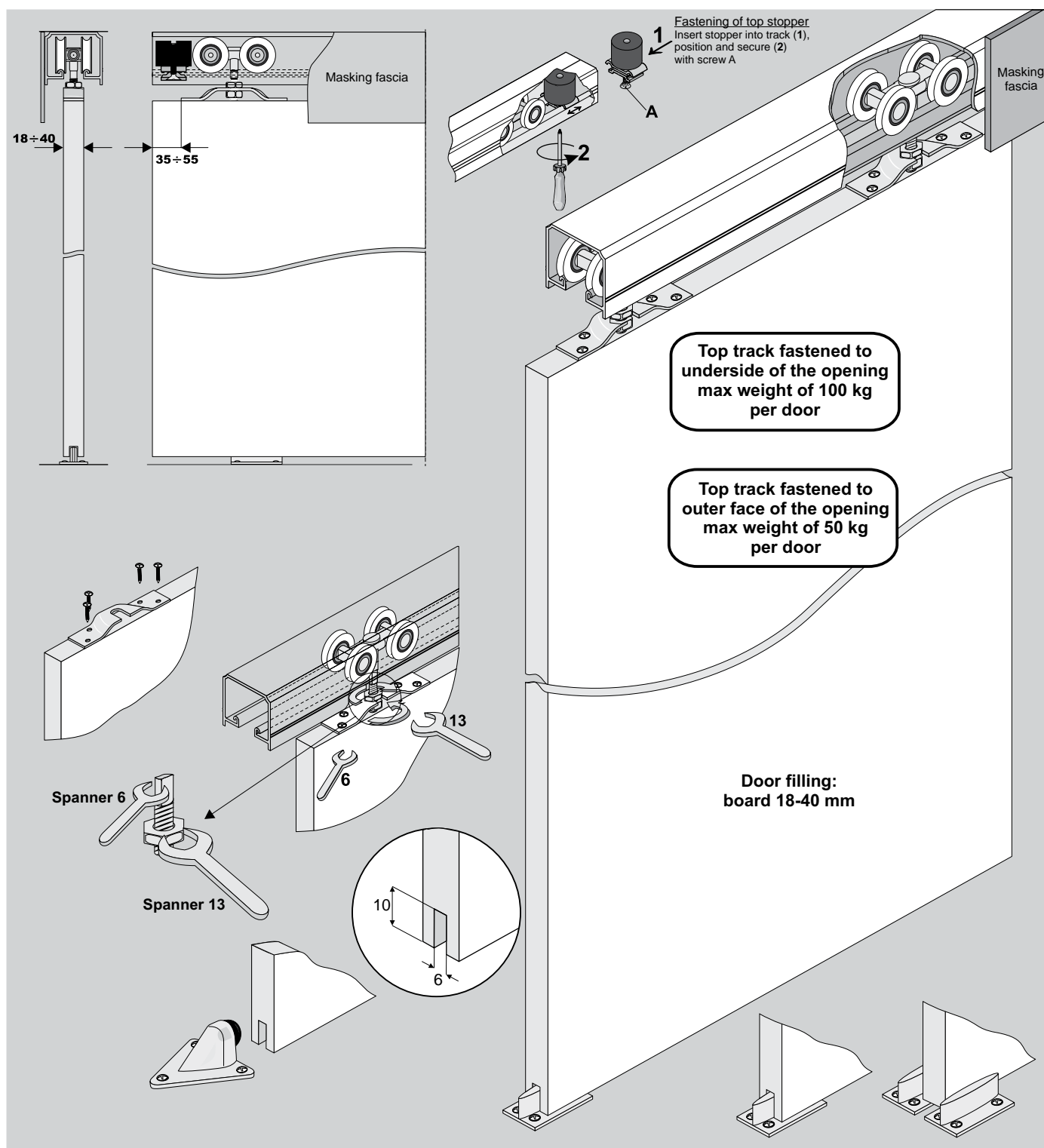
CODE	COLLECTIVE PACKAGING	PRICED PER	NET PRICE
20019	100	ITEM	

Bump stopper, top  
**URSUS-EXCLUSIVE OGUÉ**

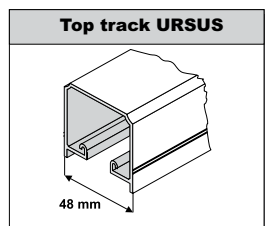
**i** Set includes 2 bump stoppers




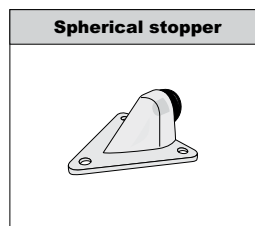
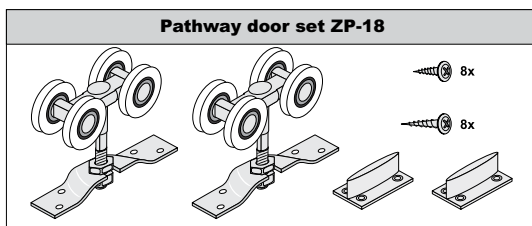
CODE	COLLECTIVE PACKAGING	PRICED PER	NET PRICE
20111	24	SET	



## COMPONENTS



Length:  
1.2 m, 1.8 m, 3.0 m, 3.6 m

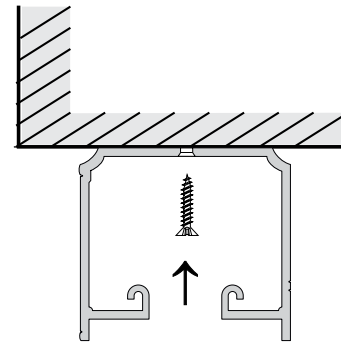
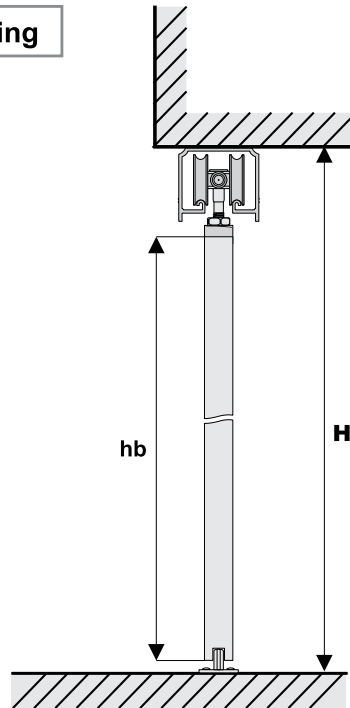


### 1. Track within the opening

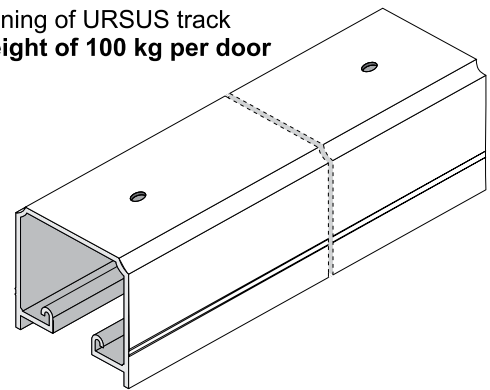
**Board height - hb:**

$$hb = H - 70 \text{ mm}$$

*H - height of the opening*

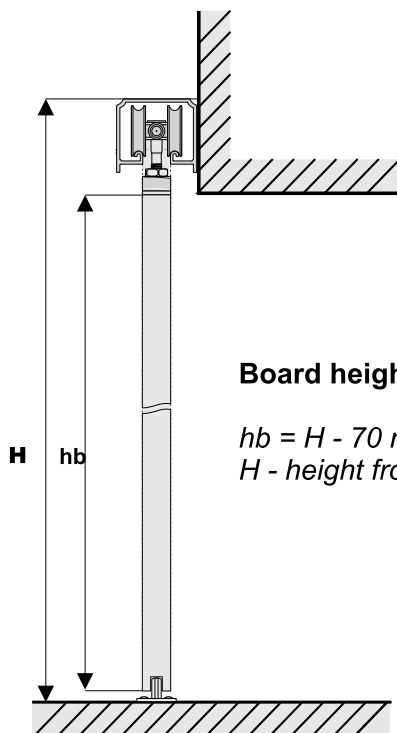


Side fastening of URSUS track  
- max. weight of 100 kg per door



### 2. Track outside the opening

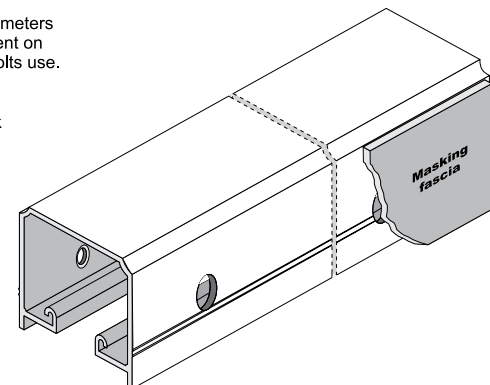
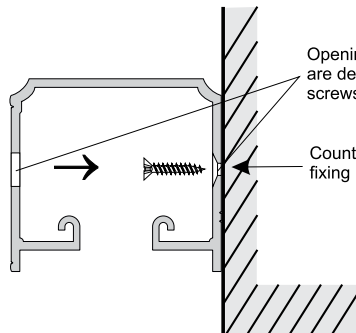
Side fastening of URSUS track  
- max. weight of 50 kg per door



**Board height hb:**

$$hb = H - 70 \text{ mm}$$

*H - height from floor base to top of track*



### ATTENTION!

In cases that it will not be possible to insert carriages after the installation of the top track, carriages should be inserted prior to track installation.




## SYSTEM

# SATURN

System drzwi przesuwnych z górnym układem jezdny, na torze pojedynczym



8 kg	14 kg	16 kg	25 kg	35 kg
40 kg	45 kg	50 kg	60 kg	70 kg
100 kg	120 kg			
10 mm PŁYTA	16 mm PŁYTA	18 mm PŁYTA	16-40 mm PŁYTA	16-50 mm PŁYTA
PŁYTA+ LUSTRO	4 mm LUSTRO	4,5 mm SZYBA	6 mm SZYBA	8-12 mm SZYBA
PARTS	ONE PACK	Program VICTORIA ABC	EASY BUY	

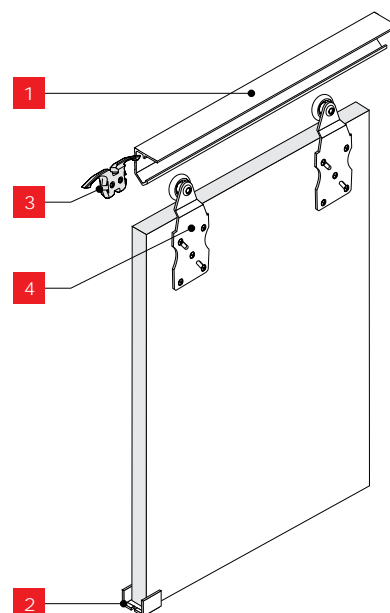


### CHARAKTERYSTYKA

► Przeznaczenie	Drzwi przesuwne
► Tor	Pojedynczy
▼ Układ jezdny	Górny
► Prowadzenie górne	Wózek z łożyskiem kulkowym
► Prowadzenie dolne	Prowadnik dolny
► Konstrukcja	Płytowa
► Grubość wypełnienia	16-40 mm
► Rodzaj wypełnienia	Płyta 16-40 mm
► Max. obciążenie skrzydła	45 kg
► Max. długość rączki	Brak
► Max. długość toru	6,00 m
► Szczotki odbojowe	Brak
► Szczotki przeciwkurzowe	Brak
► Program sprzedażowy	ONE PACK + poszczególne części dostępne jako osobne artykuły.
► Dekorowanie	Brak

### ZASTOSOWANIE

- Drzwi przejściowe, zabudowa wnęk

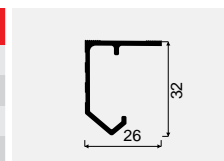




Prowadnica aluminiowa **SATURN**



KOD	KOLOR	DŁUGO (mm)	OPAK. ZBIORCZE	JEDN. MIARY	CENA
214-129	SUROWY	1200	16	SZT.	
214-128	SUROWY	1500	16	SZT.	
214-130	SUROWY	1800	16	SZT.	
214-131	SUROWY	2000	16	SZT.	
214-133	SUROWY	2400	16	SZT.	
214-127	SUROWY	3000	16	SZT.	
214-136	SUROWY	4000	16	SZT.	
214-163	SUROWY	6000	16	SZT.	



Prowadnik **UNIWERSALNY**



KOD	OPAK. ZBIORCZE	JEDN. MIARY	CENA
216-007	100	SZT.	

Stoper 2 szt. + klucz imbusowy



KOD	OPAK. ZBIORCZE	JEDN. MIARY	CENA
321-042	1	KPL.	

Wózek **20**



KOD	OPAK. ZBIORCZE	JEDN. MIARY	CENA
215-113	250	SZT.	

**SET SATURN**

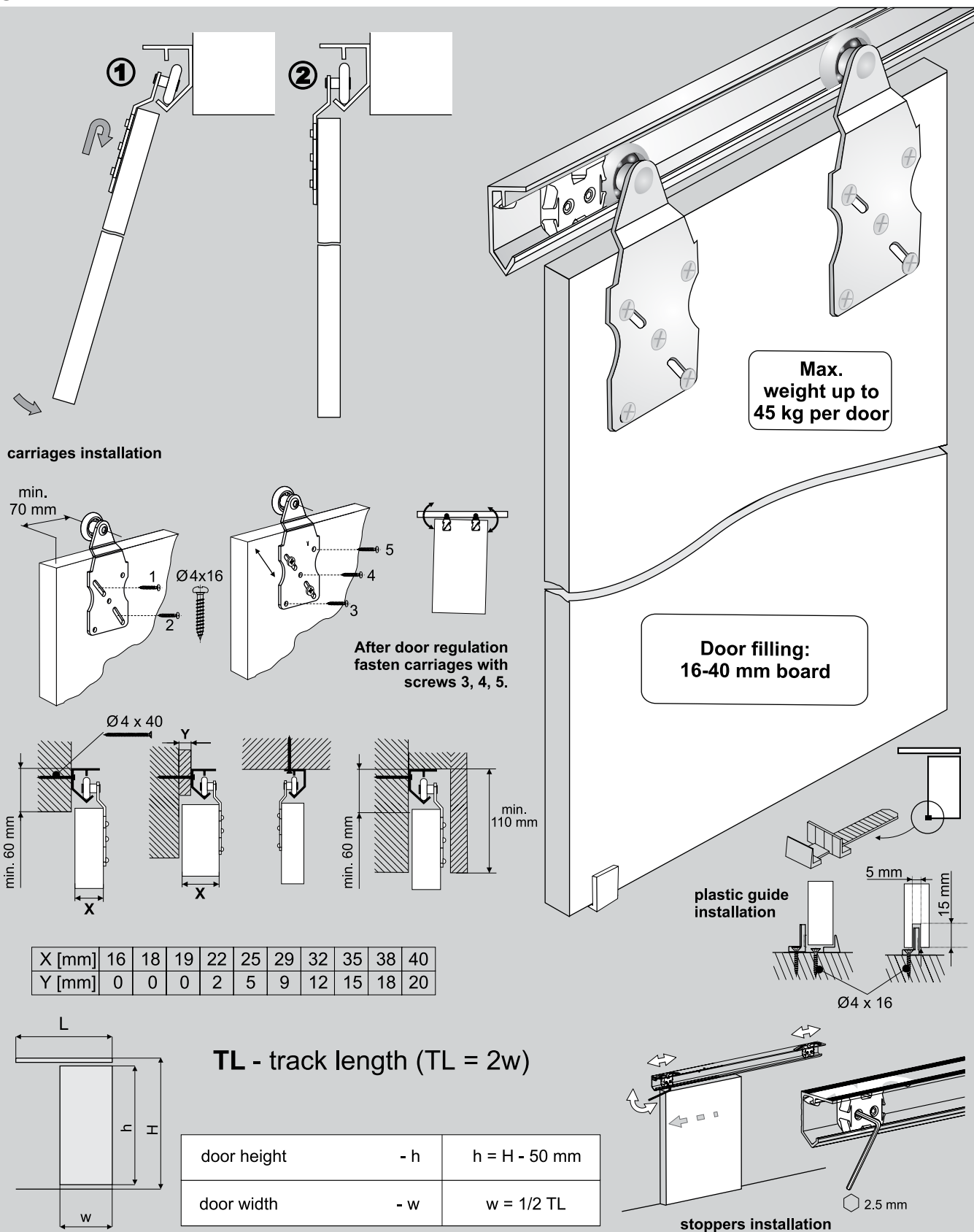


DESCRIPTION	CODE	1200 mm	1500 mm	1800 mm	2000 mm	2400 mm
SET CODE		213-011	213-013	213-015	213-020	213-016
Track SATURN	214-129 / 214-128 214-130 / 214-131 / 214-133	1 pc.	1 pc.	1 pc.	1 pc.	1 pc.
Carriage 20	215-113	2 pcs	2 pcs	2 pcs	2 pcs	2 pcs
Plastic guide	216-007	1 pc.	1 pc.	1 pc.	1 pc.	1 pc.
Stopper	321-042	2 pcs	2 pcs	2 pcs	2 pcs	2 pcs
Screws	-	COLLECTIVE PACKAGE	COLLECTIVE PACKAGE	COLLECTIVE PACKAGE	COLLECTIVE PACKAGE	COLLECTIVE PACKAGE
Assembly instructions	-	1 copy	1 copy	1 copy	1 copy	1 copy
NET PRICE						

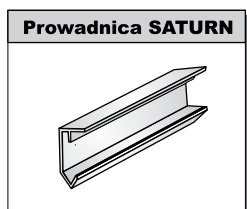
Set without track **SATURN**



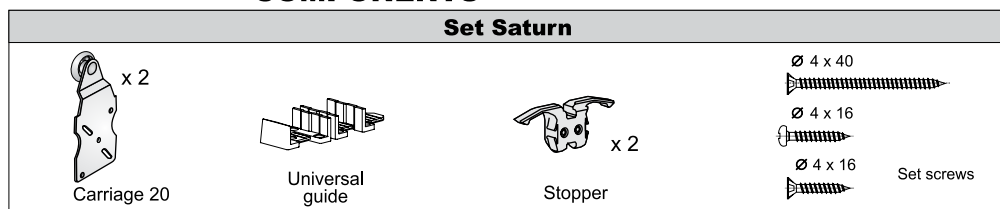
DESCRIPTION	CODE	for 1 wing
SET CODE		219-001
Carriage 20	215-113	2 pcs
Plastic guide	216-007	1 pc.
Stopper	321-042	2 pcs
Screws	-	COLLECTIVE PACKAGE
Assembly instructions	-	1 copy
NET PRICE		



## COMPONENTS



Length:  
1.2 m, 1.5 m, 1.8 m, 2.0 m, 2.4 m,  
3.0 m, 4.0 m, 6.0 m.



## SYSTEM

# HERKULES 60, 120



Single track sliding doors with top hung carriage system



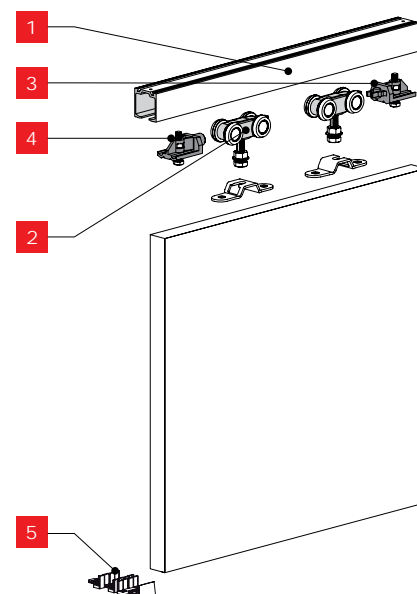
8 kg	14 kg	16 kg	25 kg	35 kg
40 kg	45 kg	50 kg	60 kg	70 kg
100 kg	120 kg			
10mm BOARD	16mm BOARD	18mm BOARD	16-40mm BOARD	16-50mm BOARD
BOARD+MIRROR	4mm MIRROR	4.5mm GLASS	6mm GLASS	8-12mm GLASS
PARTS	ONE PACK	Programme VICTORIA ABC		BASY BUY

### CHARACTERISTICS

► Application	Sliding doors
► Track	Single
▼ Carriage system	Top
► Top guide	Ball bearing carriage
► Bottom guide	Plastic guide
► Construction	Board
► Filling thickness	16-50 mm
► Filling type	Board
► Max. door load	60 kg (H50), 120 kg (H100)
► Max. handle length	n/a (dependent on weight and rigidity of filling)
► Max. track length	6.00 m
► Textile door stops	n/a
► Anti-dust brushes	n/a
► Sales programme	ONE PACK + components are available individually
► Decorative profile programme	n/a

### USAGE

- Pathway doors, built-in furniture (walk-in wardrobes, wardrobes)





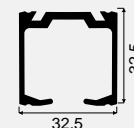


## Basic system components

1

Track **HERKULES 2**

CODE	COLOUR	LENGTH (mm)	COLLECTIVE PACKAGING	PRICED PER	NET PRICE
214-420	RAW	1200	8	ITEM	
214-422	RAW	1500	8	ITEM	
214-424	RAW	1800	8	ITEM	
214-425	RAW	2000	8	ITEM	
214-426	RAW	2400	8	ITEM	
214-427	RAW	3000	8	ITEM	
214-428	RAW	4000	8	ITEM	
214-430	RAW	6000	8	ITEM	

Carriage **H60 HERKULES**

CODE	COLLECTIVE PACKAGING	PRICED PER	NET PRICE
215-122	100	ITEM	

Carriage **H120 HERKULES**

CODE	COLLECTIVE PACKAGING	PRICED PER	NET PRICE
215-123	100	ITEM	

Clipstopper **HERKULES**

CODE	COLLECTIVE PACKAGING	PRICED PER	NET PRICE
321-038	300	ITEM	

## Stopper II



CODE	COLLECTIVE PACKAGING	PRICED PER	NET PRICE
321-039	300	ITEM	



SYSTEM

# HERKULES 60, 120

Basic system components

## Universal guide

5



CODE	COLLECTIVE PACKAGING	PRICED PER	NET PRICE
216-007	100	ITEM	

## Sleeve spacer **HERKULES 2**



CODE	COLLECTIVE PACKAGING	PRICED PER	NET PRICE
219-046	100	ITEM	

## Sleeve guide **1102**

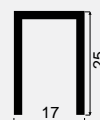


CODE	COLLECTIVE PACKAGING	PRICED PER	NET PRICE
219-489	100	ITEM	

## C - section steel **1109**



CODE	COLOUR	LENGTH (mm)	COLLECTIVE PACKAGING	PRICED PER	NET PRICE
214-866	RAW	2000	10	ITEM	
214-867	RAW	3000	10	ITEM	
214-818	RAW	4000	10	ITEM	
214-819	RAW	5000	10	ITEM	
214-820	RAW	6000	10	ITEM	



## Wall bracket **25 mm**

**i** Wall bracket for door thickness max. 25 mm  
Set contains 5 pcs



CODE	COLLECTIVE PACKAGING	PRICED PER	NET PRICE
219-047	500	ITEM	
219-045	60	SET	

## Wall bracket **45 mm**

**i** Wall bracket for door thickness max. 45 mm  
Set contains 5 pcs



CODE	COLLECTIVE PACKAGING	PRICED PER	NET PRICE
219-043	300	ITEM	
219-042	60	SET	

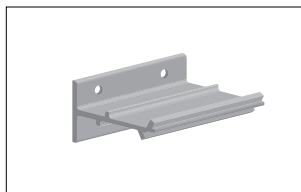


## Basic system components

Mounting plate for wooden fascia

**HERKULES**

Set contains 3 pcs



CODE	COLLECTIVE PACKAGING	PRICED PER	NET PRICE
219-027	80	SET	

Masking fascia **HERKULES 2**

CODE	COLOUR	LENGTH (mm)	COLLECTIVE PACKAGING	PRICED PER	NET PRICE
214-690	SILVER	1200	12	ITEM	
214-720	LIGHT BROWN	1200	12	ITEM	
214-675	GOLD	1200	12	ITEM	
214-660	RAW	1200	12	ITEM	
214-692	SILVER	1500	12	ITEM	
214-722	LIGHT BROWN	1500	12	ITEM	
214-677	GOLD	1500	12	ITEM	
214-662	RAW	1500	12	ITEM	
214-694	SILVER	1800	12	ITEM	
214-724	LIGHT BROWN	1800	12	ITEM	
214-679	GOLD	1800	12	ITEM	
214-664	RAW	1800	12	ITEM	
214-695	SILVER	2000	12	ITEM	
214-725	LIGHT BROWN	2000	12	ITEM	
214-680	GOLD	2000	12	ITEM	
214-665	RAW	2000	12	ITEM	
214-696	SILVER	2400	12	ITEM	
214-726	LIGHT BROWN	2400	12	ITEM	
214-681	GOLD	2400	12	ITEM	
214-666	RAW	2400	12	ITEM	
214-697	SILVER	3000	12	ITEM	
214-727	LIGHT BROWN	3000	12	ITEM	
214-682	GOLD	3000	12	ITEM	
214-667	RAW	3000	12	ITEM	
214-698	SILVER	4000	12	ITEM	
214-728	LIGHT BROWN	4000	12	ITEM	
214-683	GOLD	4000	12	ITEM	
214-668	RAW	4000	12	ITEM	
214-700	SILVER	6000	12	ITEM	
214-730	LIGHT BROWN	6000	12	ITEM	
214-685	GOLD	6000	12	ITEM	
214-670	RAW	6000	12	ITEM	



Soft-Close

for sliding doors **HERKULES**

For systems HERKULES 60, 120 and HERKULES Glass



CODE	KG	COLLECTIVE PACKAGING	PRICED PER	NET PRICE
219-032	80	50	ITEM	



SYSTEM

# HERKULES 60, 120

Basic system components

## SET for pathway doors HERKULES 60 KG



DESCRIPTION	CODE	1200 mm	1500 mm	1800 mm	2000 mm	2400 mm	3000 mm
SET CODE		213-350	213-351	213-352	213-353	213-354	213-355
Track HERKULES 2	214-420 / 214-422 / 214-424 214-425 / 214-426 / 214-427	1 pc.	1 pc.	1 pc.	1 pc.	1 pc.	1 pc.
Universal guide	216-007	1 set	1 set	1 set	1 set	1 set	1 set
Carriage H60 HERKULES	215-122	2 pcs	2 pcs	2 pcs	2 pcs	2 pcs	2 pcs
Clipstopper HERKULES	321-038	1 pc.	1 pc.	1 pc.	1 pc.	1 pc.	1 pc.
Stoper II	321-039	1 pc.	1 pc.	1 pc.	1 pc.	1 pc.	1 pc.
Screws	-	1 set	1 set	1 set	1 set	1 set	1 set
Assembly instructions	-	1 copy	1 copy	1 copy	1 copy	1 copy	1 copy
NET PRICE							

## SET for pathway doors HERKULES 120 KG



DESCRIPTION	CODE	1200 mm	1500 mm	1800 mm	2000 mm	2400 mm	3000 mm
SET CODE		213-360	213-361	213-362	213-363	213-364	213-365
Track HERKULES 2	214-420 / 214-422 / 214-424 214-425 / 214-426 / 214-427	1 pc.	1 pc.	1 pc.	1 pc.	1 pc.	1 pc.
Universal guide	216-007	1 set	1 set	1 set	1 set	1 set	1 set
Carriage H120 HERKULES	215-123	2 pcs	2 pcs	2 pcs	2 pcs	2 pcs	2 pcs
Clipstopper HERKULES	321-038	1 pc.	1 pc.	1 pc.	1 pc.	1 pc.	1 pc.
Stoper II	321-039	1 pc.	1 pc.	1 pc.	1 pc.	1 pc.	1 pc.
Screws	-	1 set	1 set	1 set	1 set	1 set	1 set
Assembly instructions	-	1 copy	1 copy	1 copy	1 copy	1 copy	1 copy
NET PRICE							

## SET for pathway doors HERKULES 60 or 120 kg



DESCRIPTION	CODE	60 kg	120 kg
SET CODE		219-310	219-311
Carriage H60 HERKULES	215-122	2 pcs	-
Carriage H120 HERKULES	215-123	-	2 pcs
Universal guide	316-007	1 set	1 set
Clipstopper HERKULES	321-038	1 pc.	1 pc.
Stoper II	321-039	1 pc.	1 pc.
Screws	-	1 set	1 set
Assembly instructions	-	1 copy	1 copy
NET PRICE			

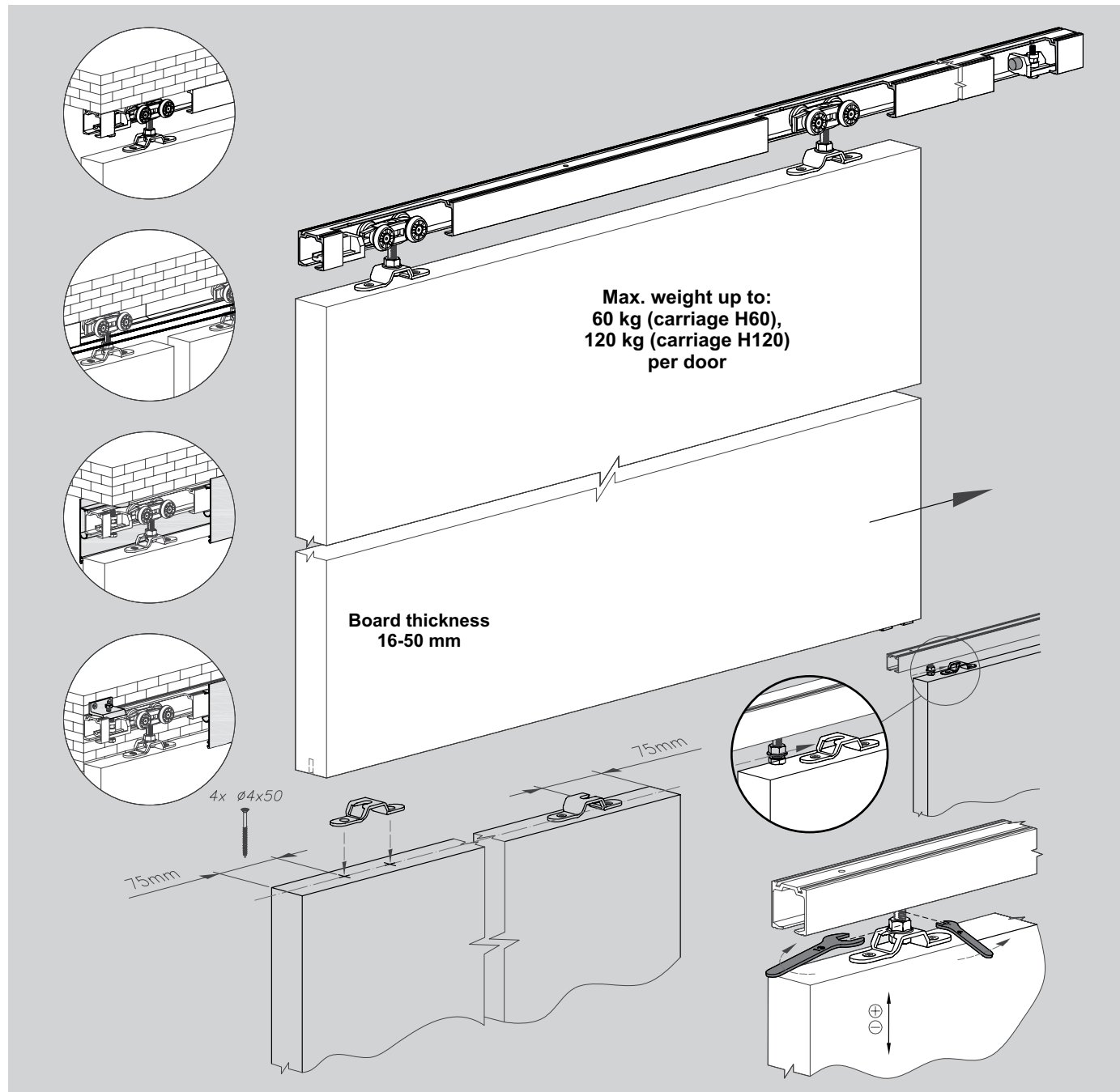


Set **HERKULES 60** with C - section steel and sleeve spacer (installation to the ceiling)

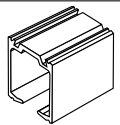






Carriage **H120**


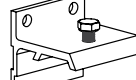







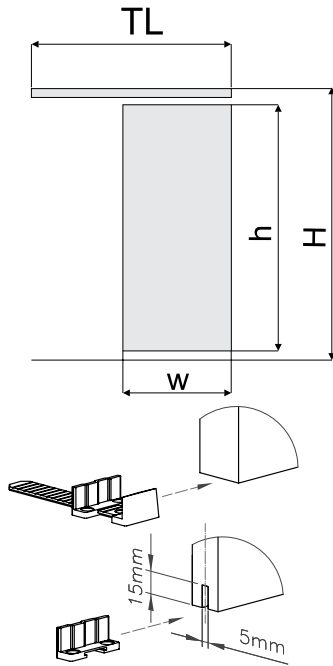


## COMPONENTS

<p><b>Track Herkules 2</b></p>  <p>Length: 1.2 m, 1.5 m, 1.8 m, 2.0 m, 2.4 m, 3.0 m, 4.0 m, 6.0 m</p>	<p><b>Set Herkules 60 or 120 kg</b></p> <div>  <p>x2 Carriage Herkules H60 or H120</p>  <p>Clipstopper Herkules</p>  <p>Universal guide</p>  <p>Stopper</p> <p>← Screw 4 x 16 - 7 pcs</p> <p>← Screw 4 x 50 - 4 pcs</p> </div>
--	--

## OPTIONS

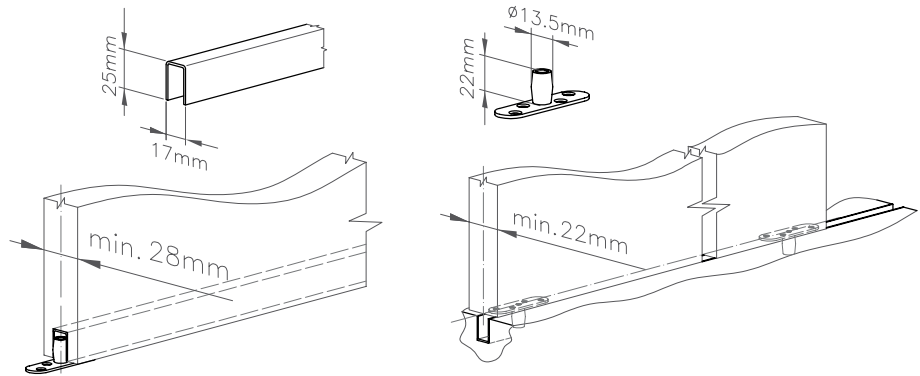
<p><b>Wall bracket for door thickness max. 25 mm</b></p> 	<p><b>Wall bracket for door thickness max. 45 mm</b></p> 	<p><b>Mounting plate for wooden fascia</b></p>  <p>3 pcs 9 pcs</p>	
<p><b>C-section steel 1109</b></p>  <p>Length: 2.0 m, 3.0 m, 4.0 m, 5.0 m, 6.0 m</p>	<p><b>Masking fascia Herkules 2</b></p>  <p>Length: 1.2 m, 1.5 m, 1.8 m, 2.0 m, 2.4 m, 3.0 m, 4.5 m, 5.4 m, 6.0 m</p>	<p><b>Sleeve spacer</b></p> 	<p><b>Sleeve guide 1102</b></p> 



**TL** - track length ( $W = 2w$ )

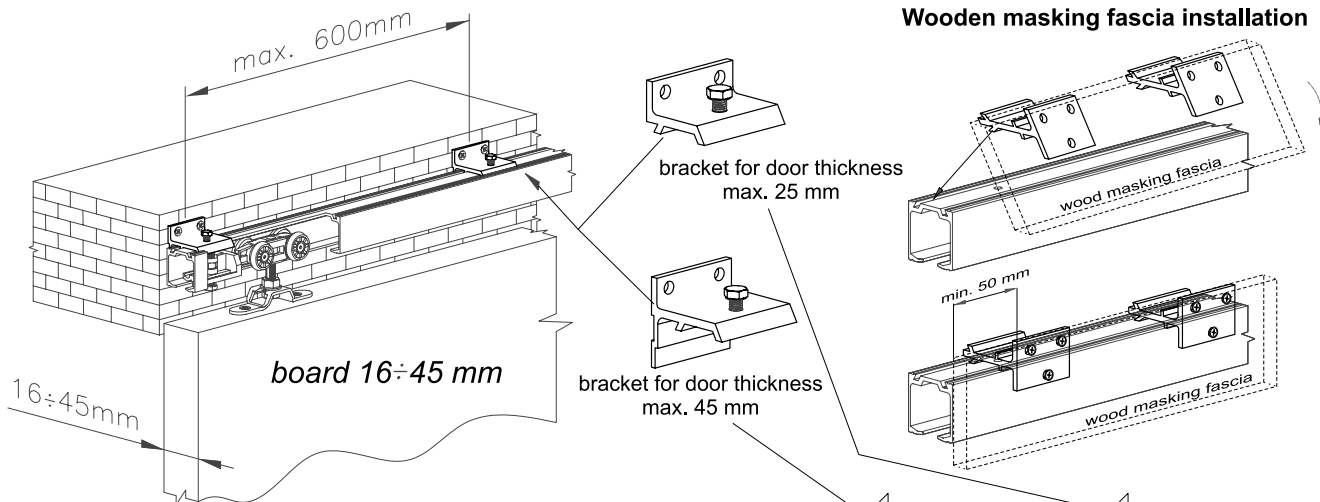
height of door	- h	$h = H - 70 \text{ mm}$
width of door	- w	$w = 1/2 \text{ TL}$

**bottom guide options**

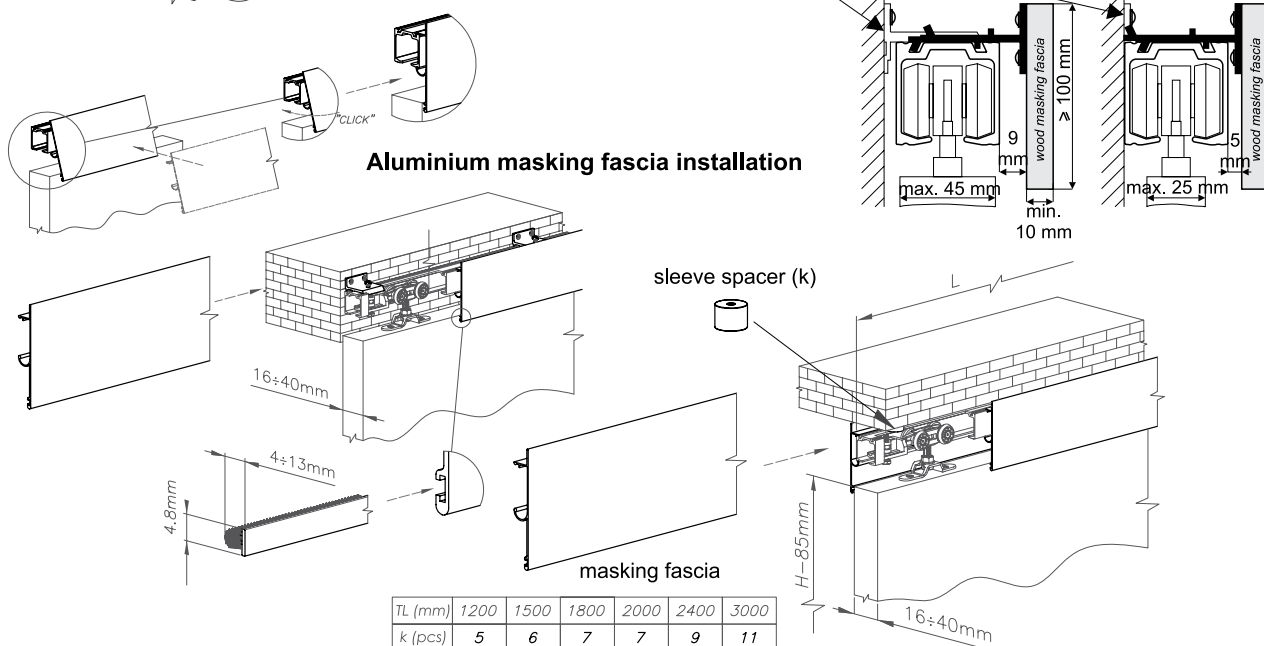


**Track installation using wall brackets and masking fascia**

**Wooden masking fascia installation**



**Aluminium masking fascia installation**




TL (mm)	1200	1500	1800	2000	2400	3000
k (pcs)	5	6	7	7	9	11

# SYSTEM HERKULES Glass

System do szklanych drzwi przesuwnych z górnym układem jezdny, na torze pojedynczym



8 kg	14 kg	16 kg	25 kg	35 kg
40 kg	45 kg	50 kg	60 kg	70 kg
100 kg	120 kg			
10 mm PLYTA	16 mm PLYTA	18 mm PLYTA	16-40 mm PLYTA	16-50 mm PLYTA
PLYTA+LUSTRO	4 mm LUSTRO	4,5 mm SZYBA	6 mm SZYBA	8-12 mm SZYBA
PARTS	ONE PACK	Program VICTORIA ABC	EASY BUY	

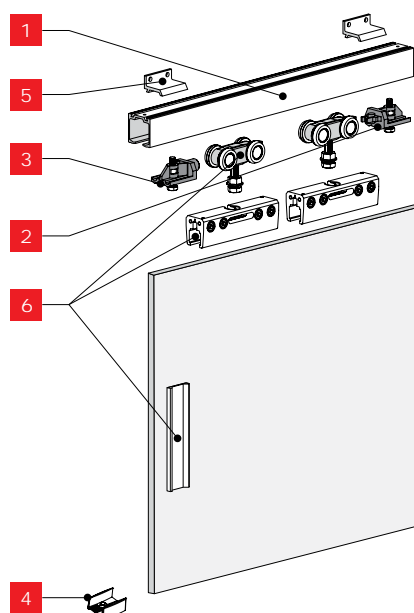


## CHARAKTERYSTYKA

► Przeznaczenie	Szklane drzwi przesuwne
► Tor	Pojedynczy
▼ Układ jezdny	Górny
► Prowadzenie górne	Wózek z łożyskiem kulkowym
► Prowadzenie dolne	Prowadnik z tworzywa
► Konstrukcja	Szklana
► Grubość wypełnienia	8-12 mm
► Rodzaj wypełnienia	Szyba
► Max. obciążenie skrzydła	100 kg
► Max. długość rączki	Brak
► Max. długość toru	6,00 m
► Szczotki odbojowe	Brak
► Szczotki przeciwkurzowe	Brak
► Program sprzedażowy	ONE PACK + poszczególne części dostępne jako osobne artykuły.
► Dekorowanie	Brak

## ZASTOSOWANIE

- Drzwi przejściowe

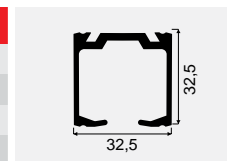




Prowadnica aluminiowa  
**HERKULES 2**



KOD	KOLOR	DŁUGO (mm)	OPAK. ZBIORCZE	JEDN. MIARY	CENA
214-420	SUROWY	1200	8	SZT.	
214-422	SUROWY	1500	8	SZT.	
214-424	SUROWY	1800	8	SZT.	
214-425	SUROWY	2000	8	SZT.	
214-426	SUROWY	2400	8	SZT.	
214-427	SUROWY	3000	8	SZT.	
214-428	SUROWY	4000	8	SZT.	
214-430	SUROWY	6000	8	SZT.	



Klipstoper **HERKULES**



KOD	OPAK. ZBIORCZE	JEDN. MIARY	CENA
321-038	300	SZT.	

Stoper II



KOD	OPAK. ZBIORCZE	JEDN. MIARY	CENA
321-039	300	SZT.	

Prowadnik do drzwi szklanych



KOD	OPAK. ZBIORCZE	JEDN. MIARY	CENA
216-005	100	SZT.	

Klamra ścienna **25 mm**



**i** Do drzwi o grubości 25 mm.  
W opakowaniu znajduje się 5 szt.

KOD	OPAK. ZBIORCZE	JEDN. MIARY	CENA
219-047	300	SZT.	
219-045	60	OPAK.	

Samoprzylepny uchwyt do drzwi

**i** W opakowaniu znajdują się 2 szt.



KOD	OPAK. ZBIORCZE	JEDN. MIARY	CENA
337-001	200	KPL.	

Set with track  
**HERKULES Glass**



DESCRIPTION	CODE	For 1 wing
SET CODE		213-370
Track H2, 2000 mm	214-425	1 pc.
Carriage HG with gasket spacers	-	2 set
Wall bracket	219-047	5 pcs
Clipstopper	321-038	1 pc.
Stopper	321-039	1 pc.
Clamp for glass	337-001	2 pcs
Guide for glass doors	216-005	1 set
Screws	-	1 set
Assembly instructions	-	1 copy
NET PRICE		

Set **HERKULES Glass**

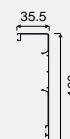


DESCRIPTION	CODE	For 1 wing
SET CODE		219-313
Carriage HG with gasket spacers	-	2 set
Wall bracket	219-047	5 pcs
Clipstopper	321-038	1 pc.
Stopper	321-039	1 pc.
Clamp for glass	337-001	2 pcs
Guide for glass doors	216-005	1 set
Screws	-	1 set
Assembly instructions	-	1 copy
NET PRICE		

Masking fascia  
**HERKULES 2 Glass**




CODE	COLOUR	LENGTH (mm)	COLLECTIVE PACKAGING	PRICED PER	NET PRICE
214-605	SILVER	2010	8	ITEM	



Masking fascia end cap  
**HERKULES Glass**



Set contains 2 pcs L & R



CODE	COLOUR	LENGTH (mm)	COLLECTIVE PACKAGING	PRICED PER	NET PRICE
219-030	SILVER	-	16	ITEM	

**SET:** masking fascia  
+ end cap + brush



CODE	COLOUR	LENGTH (mm)	COLLECTIVE PACKAGING	PRICED PER	NET PRICE
219-031	SILVER	-	8	SET	

Soft-close  
for sliding doors **HERKULES**




For set HERKULES 60, 120 and HERKULES Glass



CODE	KG	COLLECTIVE PACKAGING	PRICED PER	NET PRICE
219-032	80	50	ITEM	



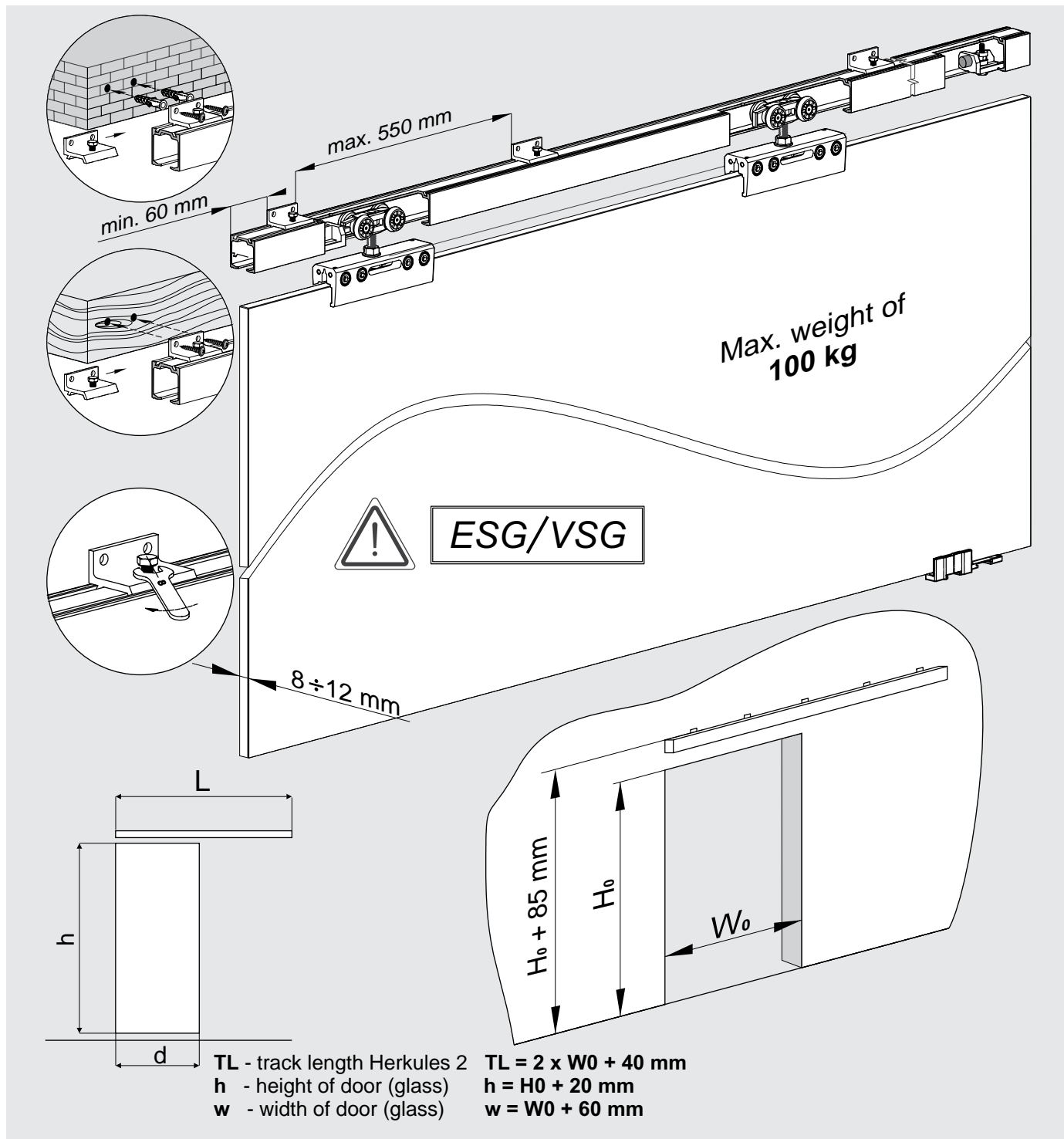




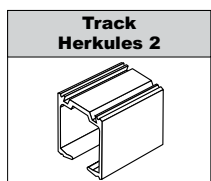
SYSTEM

# HERKULES Glass

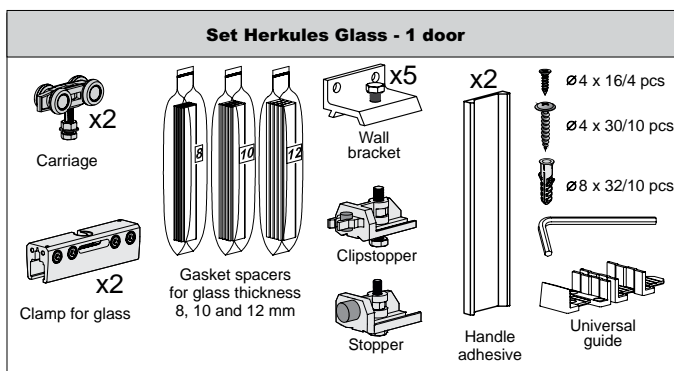
AsseRUNNING METREly instructions for system  
HERKULES Glass



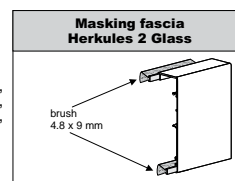
## COMPONENTS



Length:  
1.2 m, 1.5 m, 1.8 m,  
2.0 m, 2.4 m, 3.0 m,  
4.0 m, 6.0 m

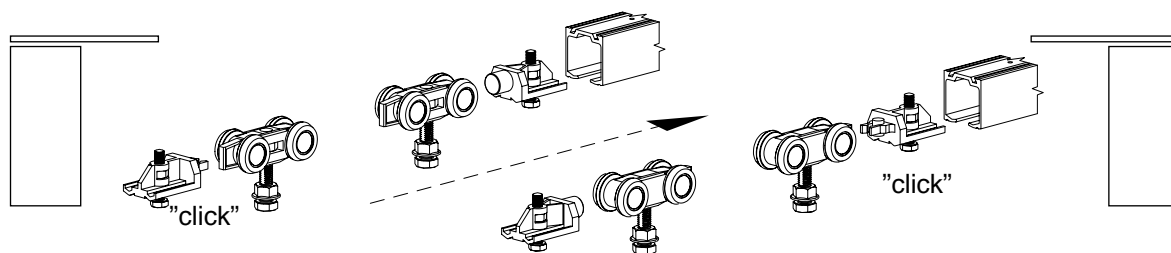


## OPTIONS



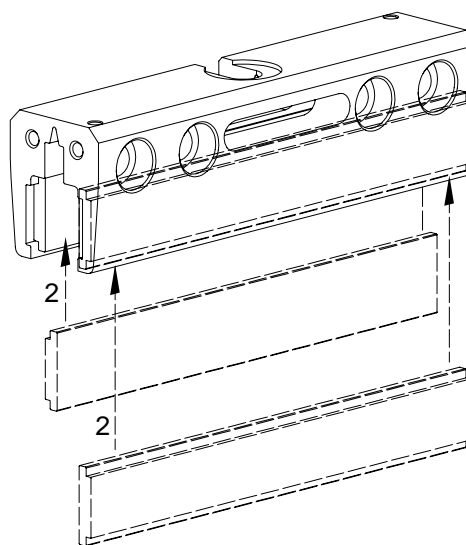
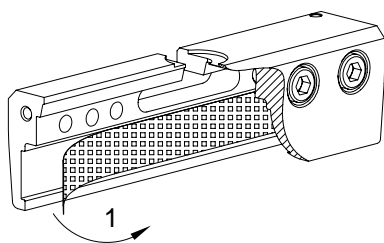
Length:  
1.2 m, 1.5 m,  
1.8 m, 2.0 m,  
2.4 m, 3.0 m,  
4.0 m, 6.0 m





### Mounting gasket spacers in clamp

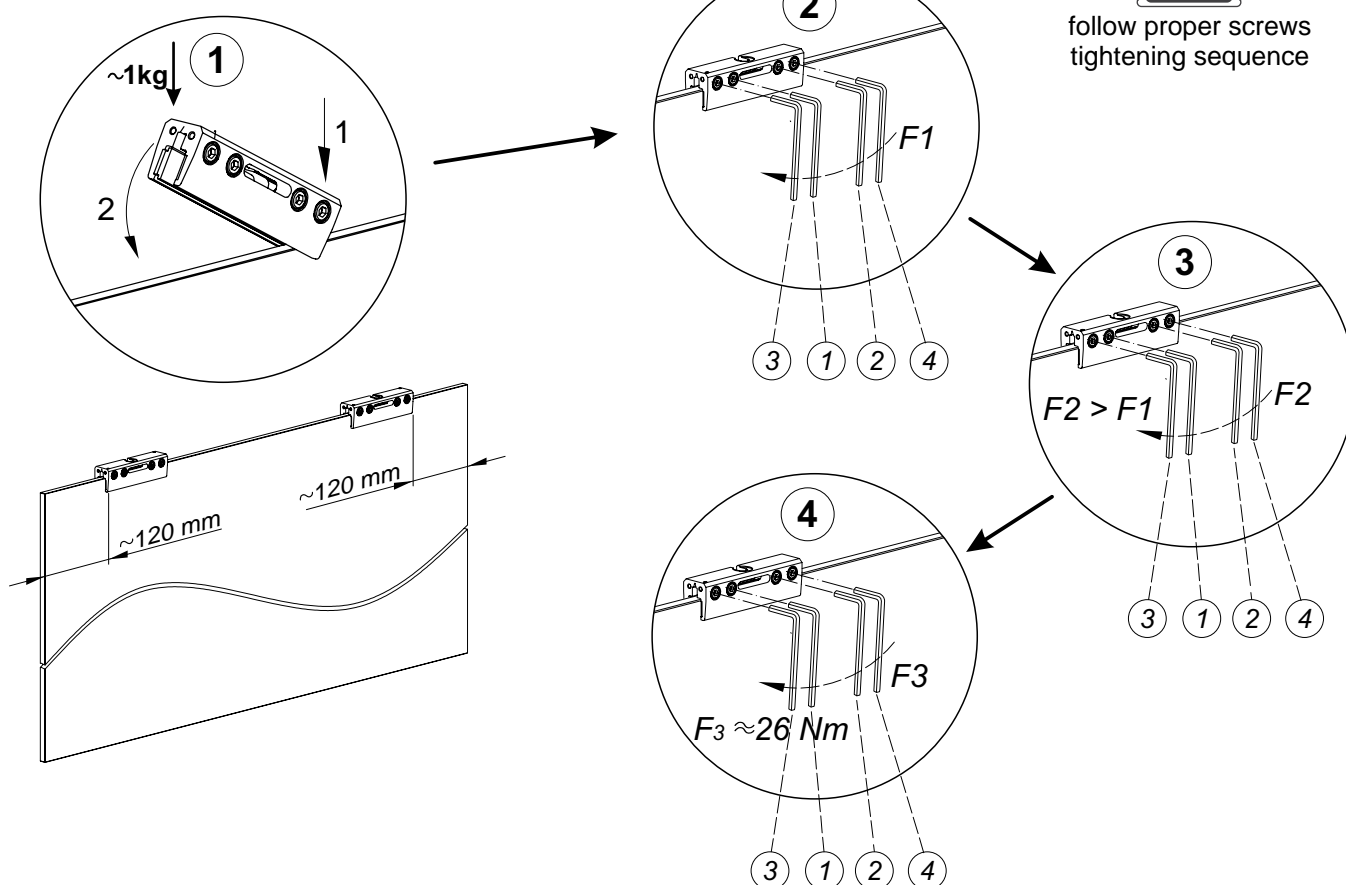
Depending on the thickness of glass (8, 10 or 12 mm)  
use gaskets 8, 10 or 12 mm.



### Installation of clamps on the glass



follow proper screws  
tightening sequence

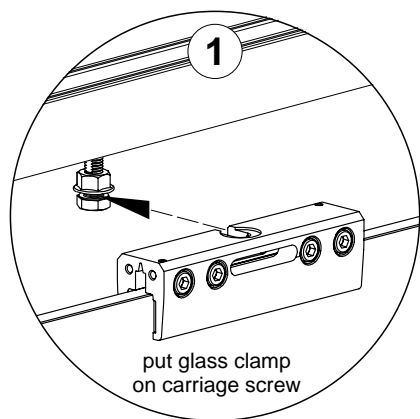




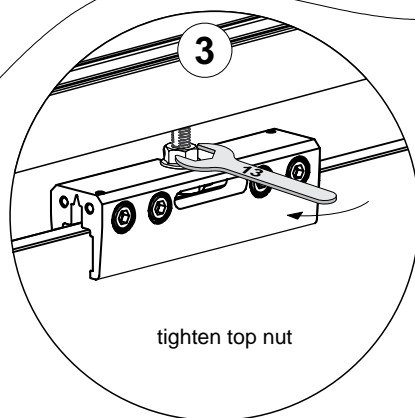
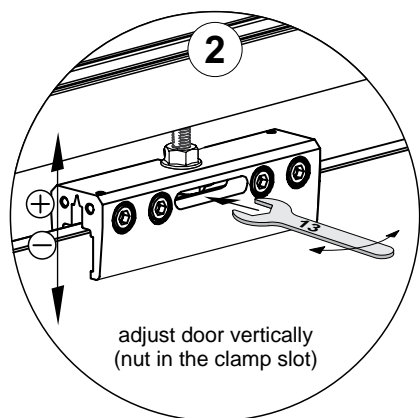
SYSTEM

**HERKULES Glass**

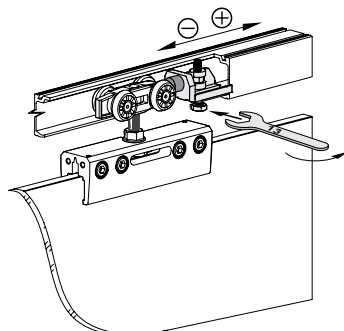
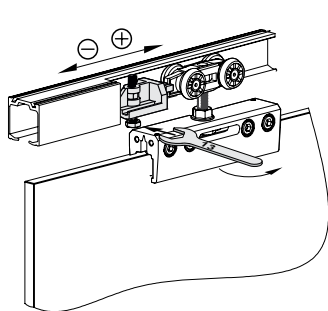
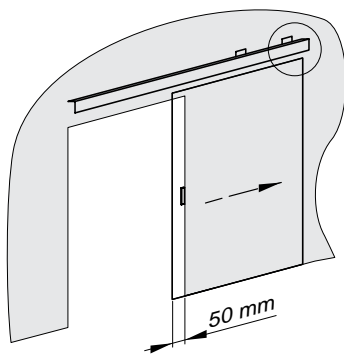
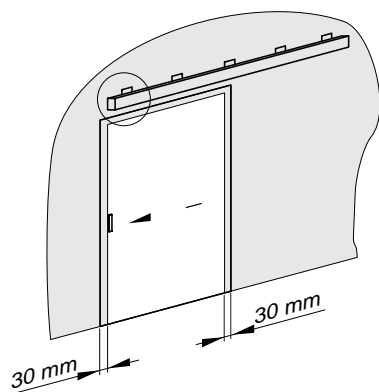
AsseRUNNING METREly instructions for system  
**HERKULES Glass**



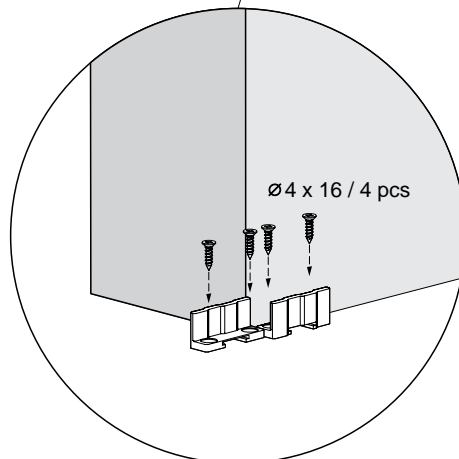
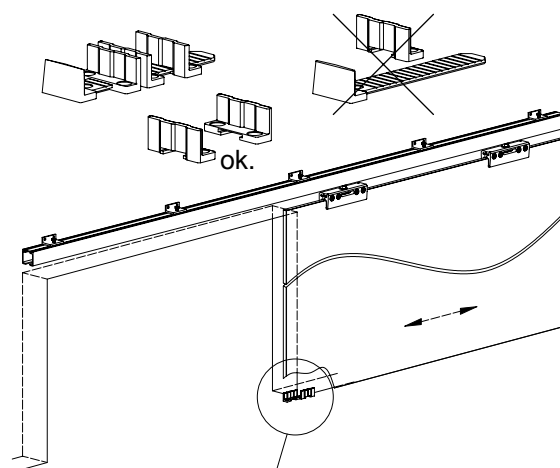
### Door installation



### Horizontal door adjustment

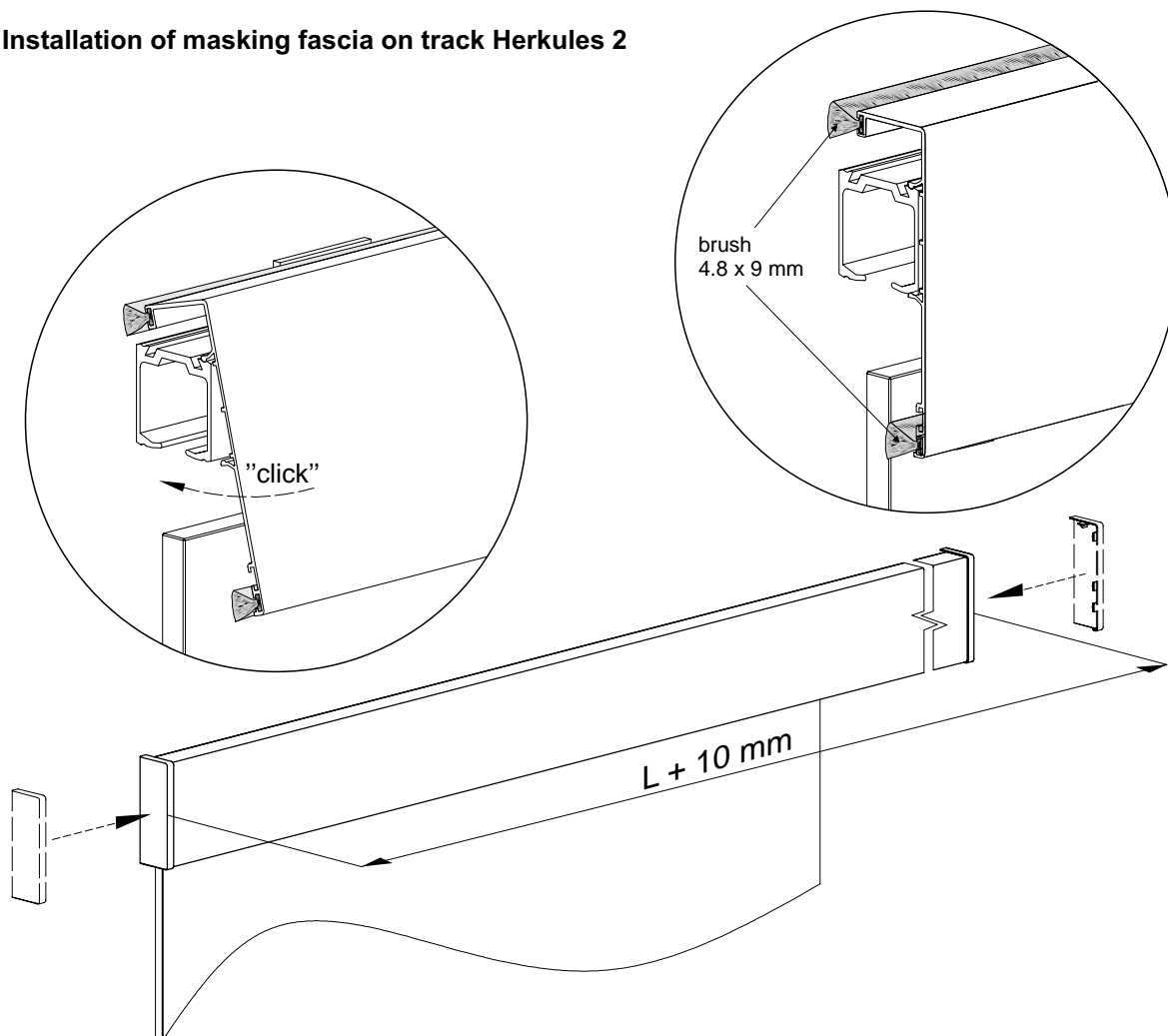


### Guide installation

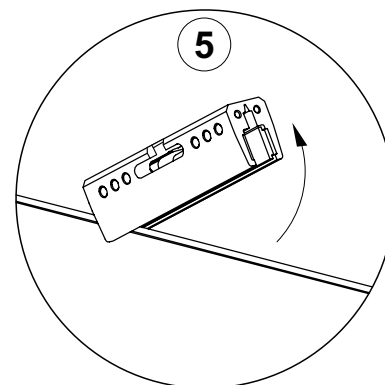
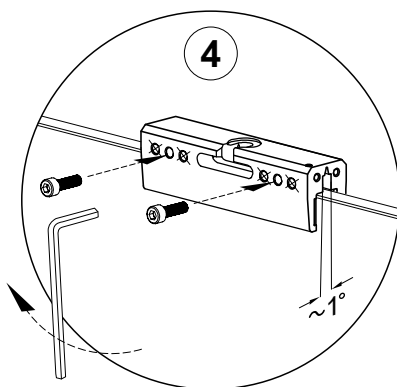
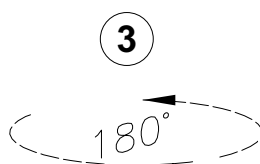
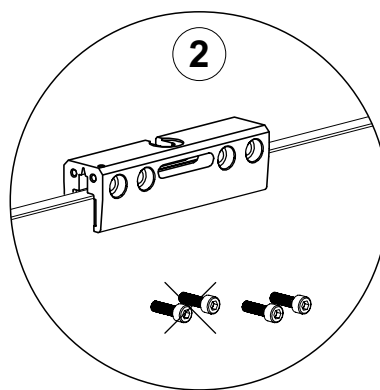
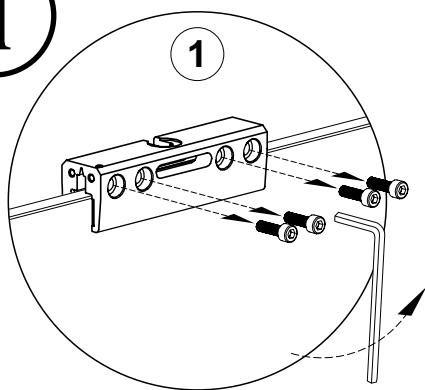




## Installation of masking fascia on track Herkules 2



## Glass clamp dismantling






## SYSTEM

# SYMETRIC



Single track top hung system with simultaneous slide for two doors in systems Herkules 60 and Herkules 120. Maximum door load 60 kg.



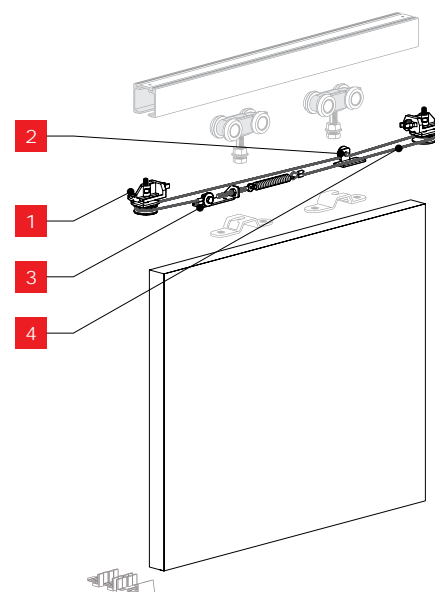
8 kg	14 kg	16 kg	25 kg	35 kg
40 kg	45 kg	50 kg	60 kg	70 kg
100 kg	120 kg			
10mm BOARD	16mm BOARD	18mm BOARD	16-40mm BOARD	16-50mm BOARD
BOARD+MIRROR	4mm MIRROR	4.5mm GLASS	6mm GLASS	8-12mm GLASS
PARTS	ONE PACK	PROGRAMME VICTORIA ABC	EASY BUY	

### CHARACTERISTICS

► Application	Sliding doors
► Track	Single
▼ Carriage system	Top
► Top guide	Ball bearing carriage ( <b>HERKULES 60</b> )
► Bottom guide	Plastic guide
► Construction	Board
► Filling thickness	16-50 mm
► Filling type	Board
► Max. door load	60 kg (H50), 120 kg (H100)
► Max. handle length	n/a (dependent on weight and rigidity of filling)
► Max. track length	6.00 m
► Textile door stops	n/a
► Anti-dust brushes	n/a
► Sales programme	<b>ONE PACK</b> + components are available individually
► Decorative profile programme	n/a

### USAGE

► Pathway doors, built-in furniture (walk-in wardrobes, wardrobes)





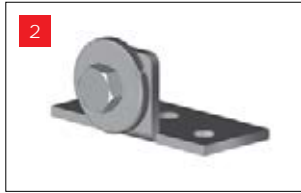
## Basic system components

### Roller for mechanism **SYMETRIC**



CODE	COLLECTIVE PACKAGING	PRICED PER	NET PRICE
219-067	100	ITEM	

### Mounting bracket




CODE	COLLECTIVE PACKAGING	PRICED PER	NET PRICE
219-065	100	ITEM	

### Sprung catch for cord **SYMETRIC**



CODE	COLLECTIVE PACKAGING	PRICED PER	NET PRICE
219-068	100	ITEM	

### Steel cord Ø 1.5 **SYMETRIC**



CODE	LENGTH	COLLECTIVE PACKAGING	PRICED PER	NET PRICE
219-069	8 m	100	ITEM	

### Set of connectors **SYMETRIC**



DESCRIPTION	CODE	2 WINGS
SET CODE		219-070
Roller for mechanism SYMETRIC	219-067	2 pcs
Sprung catch for cord SYMETRIC	219-068	1 pc.
Fastening angle section	219-065	1 pc.
Steel cord Ø 1.5 SYMETRIC	219-069	1 pc.
Screws	-	1 set
Assembly instructions	-	1 copy
	NET PRICE	

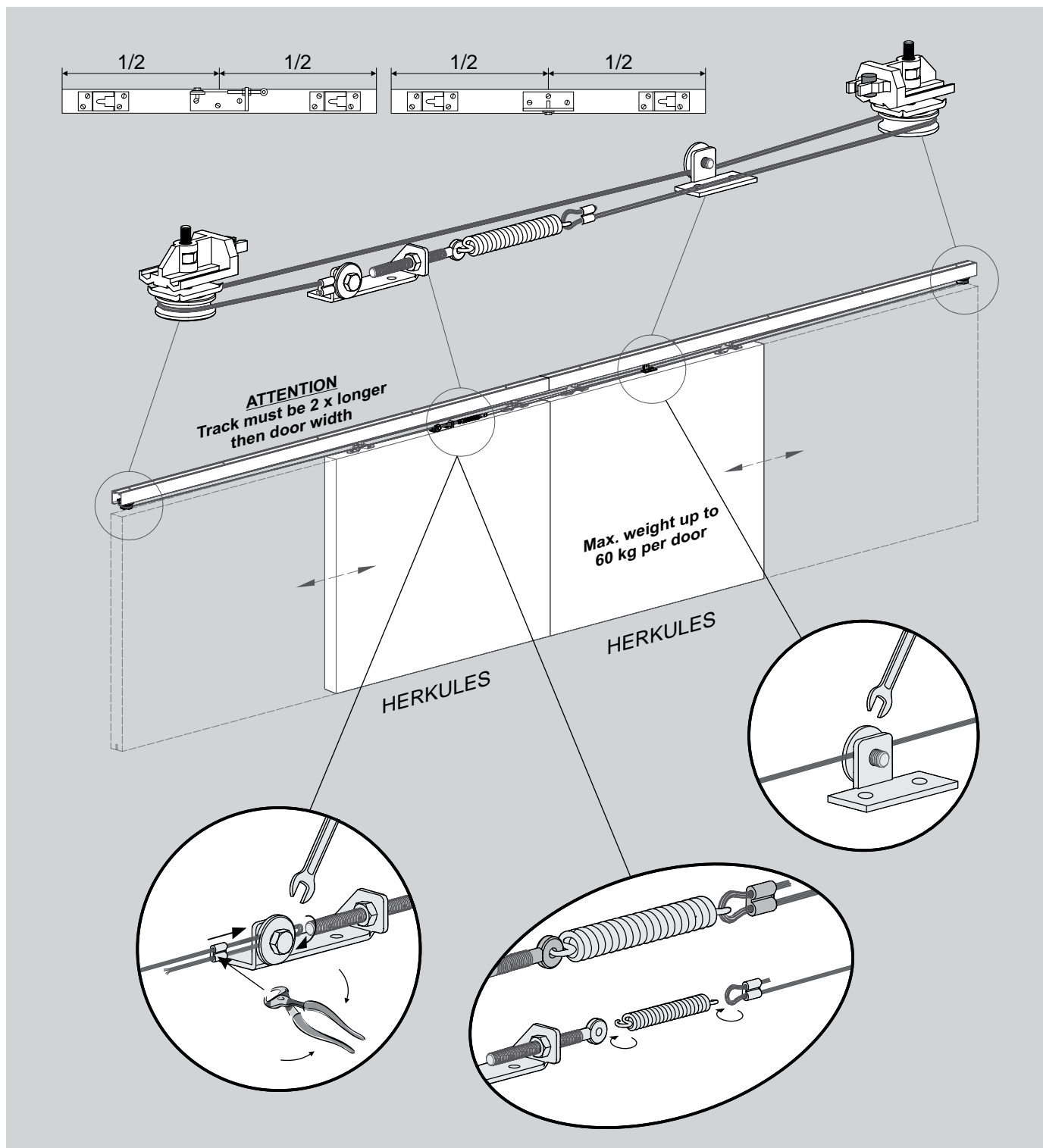


SYSTEM

**SYMETRIC**

Basic system components

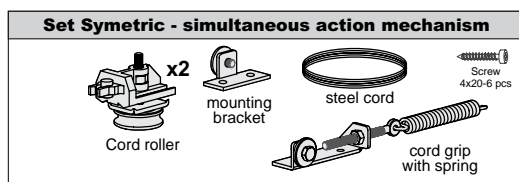
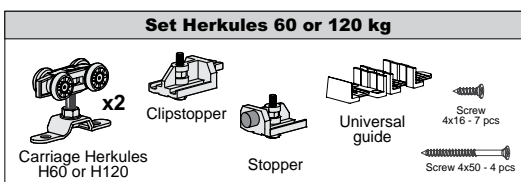




## COMPONENTS



Length:  
1.2 m, 1.5 m, 1.8 m,  
2.0 m, 2.4 m, 3.0 m,  
4.0 m, 6.0 m



SERIES  
**GEMINI**



# Twin track sliding doors



WITH BOTTOM CARRIAGE SYSTEM

Series Gemini was designed after many years of consultation with our clients. This product group ensures:

## OPTIMAL COMFORT

Systems included in this line are based on tracks characterised by a narrow width. Doors built on these tracks do not unnecessarily take up too much space within the wardrobe; however they still allow the use of ergonomic handles with a good grip.

## MAXIMUM UNIVERSALITY

In Gemini series you find four systems: GEMINI 10 and GEMINI 18 as well as Gemini 10 Everest and Gemini 18 Everest. The systems differ from each other in door construction, but use the same top and bottom track, which enables the easy choice of door filling technologies. We can choose between frame systems GEMINI 10 and Gemini 10 Everest, suitable for use with 10mm board, and board systems GEMINI 18 and Gemini 18 Everest, based on 18mm board. The advantage of this system is that the changes in door technology are not followed by the need for track change, nor does this affect the space taken inside the wardrobe. This feature has been duly appreciated by professionals in the furniture making trade, as a solution ensuring safety and flexibility in case of necessity to differ from the original project, and by the distributors of furniture accessories as this reduces the amount of stock needed.

## EVERLASTING DESIGN

System Gemini offers a large array of designer handles. Many profiles are made with our patented DECOR technology, allowing easy and inexpensive decoration with decorative foil. The available number of decorative foil patterns allows endless possibilities for creating interesting colouristic compositions.

### ■ SYSTEM GEMINI 10

LINE GEMINI  
LINE 10-ka  
LINE FOX  
LINE JULIA  
LINE KARAT  
LINE ROMEO

### ■ SYSTEM GEMINI 18

LINE ALFA  
LINE BETA  
LINE FACTOR  
LINE FAWORYT  
LINE FIESTA  
LINE FOCUS  
LINE FOCUS II  
LINE UNIVERSAL GM  
LINE VICTORIA

### ■ SYSTEM GEMINI 10 EVEREST

LINE FOX

### ■ SYSTEM GEMINI 18 EVEREST

LINE UNIVERSAL GM



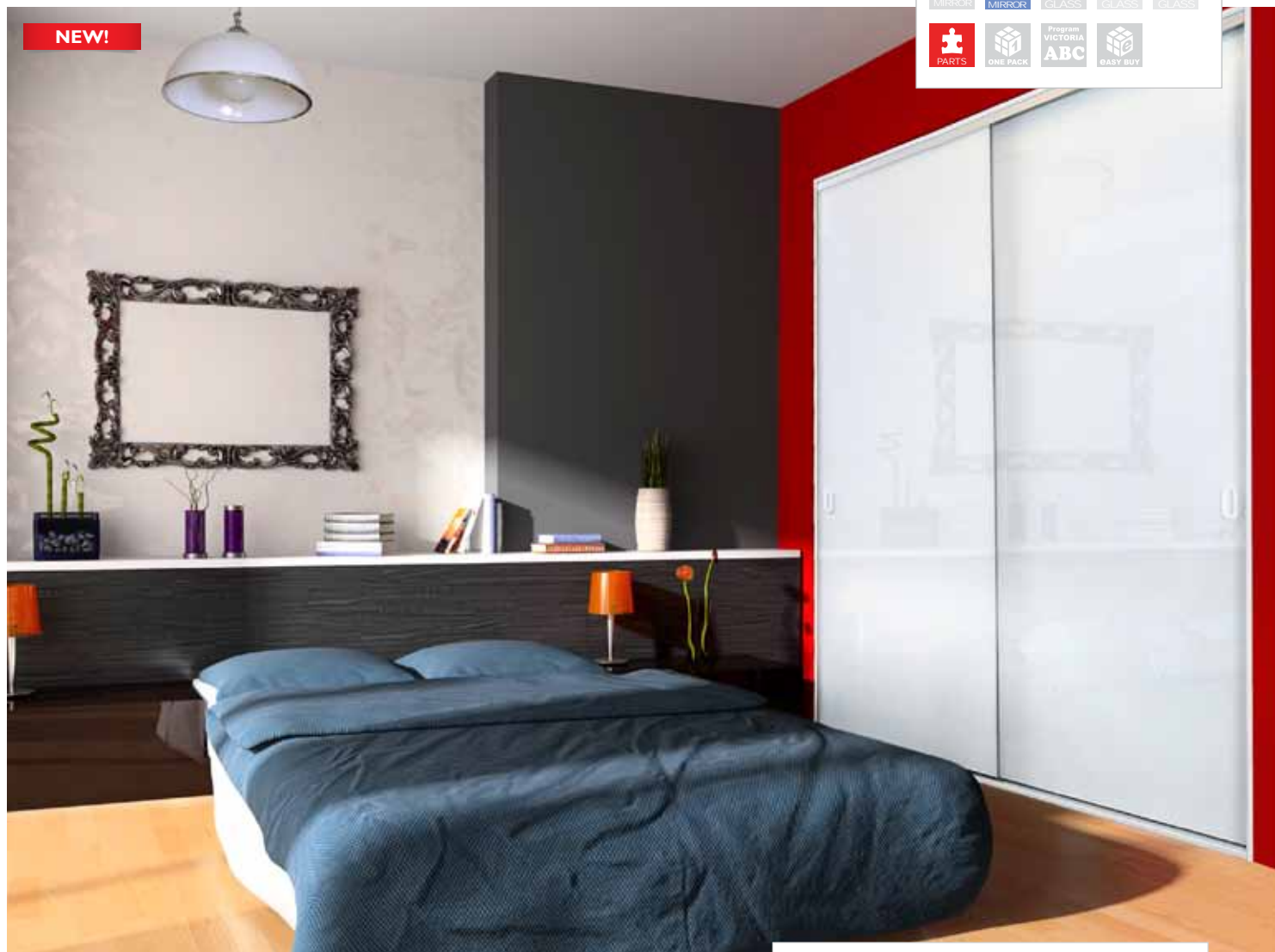


## SYSTEM

# GEMINI 4

Twin track sliding doors with bottom carriage system

8 kg	14 kg	16 kg	25 kg	35 kg
40 kg	45 kg	50 kg	60 kg	70 kg
100 kg	120 kg			
10 mm MFC	16 mm MFC	18 mm MFC	16-40 mm MFC	16-50 mm MFC
MFC + MIRROR	4 mm MIRROR	4.5 mm GLASS	6 mm GLASS	8-12 mm GLASS
PARTS	ONE PACK	Program VICTORIA ABC	EASY BUY	

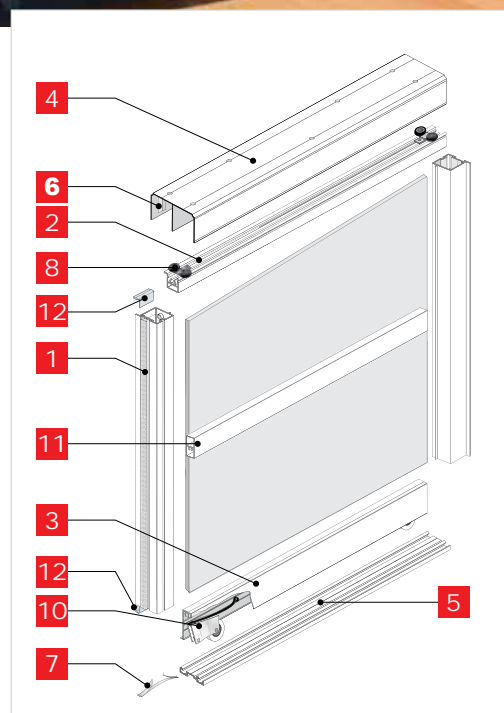


### CHARACTERISTICS

► Application	Sliding doors
► Track	Twin
► Carriage system	Bottom
► Top guide	Ball bearing carriage
► Bottom guide	Ball bearing carriage (load bearing)
► Construction	Frame
► Filling thickness	4 mm
► Filling type	Mirror or coloured glass 4 mm
► Max. door load	50 kg
► Max. handle length	3.00 m
► Max. track length	6.00 m
► Anti-dust brushes	Yes
► Textile door stops	Yes
► Sales programme	Components are available individually
► Decorative profile programme	n/a

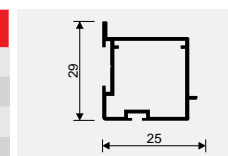
### USAGE

- Built-in furniture, walk-in wardrobes, wardrobes, attics

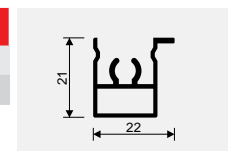


Handle **PAX**

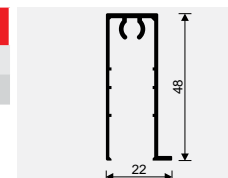

CODE	COLOUR	LENGTH (mm)	COLLECTIVE PACKAGING	PRICED PER	NET PRICE
04094	SILVER	2700	20	ITEM	
04098	WHITE RAL	2700	20	ITEM	
04102	SILVER	3000	20	ITEM	
04101	WHITE RAL	3000	20	ITEM	

Upper horizontal profile **PAX**

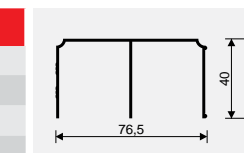
CODE	COLOUR	LENGTH (mm)	COLLECTIVE PACKAGING	PRICED PER	NET PRICE
04096	SILVER	3000	24	ITEM	
04100	WHITE RAL	3000	24	ITEM	

Lower horizontal profile **PAX**

CODE	COLOUR	LENGTH (mm)	COLLECTIVE PACKAGING	PRICED PER	NET PRICE
04095	SILVER	3000	12	ITEM	
04099	WHITE RAL	3000	12	ITEM	

Top track **GEMINI Decor****DECOR**

CODE	COLOUR	LENGTH (mm)	COLLECTIVE PACKAGING	PRICED PER	NET PRICE
01023	SILVER	1700	12	ITEM	
01008	LIGHT BROWN	1700	12	ITEM	
01030	GOLD	1700	12	ITEM	
02501	LIGHT BRONZE with brushed effect	1700	12	ITEM	
03115	BLACK with brushed effect	1700	12	ITEM	
03119	COGNAC with brushed effect	1700	12	ITEM	
04059	WHITE RAL	1700	12	ITEM	
01025	SILVER	2350	12	ITEM	
01010	LIGHT BROWN	2350	12	ITEM	
01032	GOLD	2350	12	ITEM	
02498	LIGHT BRONZE with brushed effect	2350	12	ITEM	
03116	BLACK with brushed effect	2350	12	ITEM	
03120	COGNAC with brushed effect	2350	12	ITEM	
04060	WHITE RAL	2350	12	ITEM	
01026	SILVER	3000	12	ITEM	
01011	LIGHT BROWN	3000	12	ITEM	
01033	GOLD	3000	12	ITEM	
02499	LIGHT BRONZE with brushed effect	3000	12	ITEM	
03117	BLACK with brushed effect	3000	12	ITEM	
03121	COGNAC with brushed effect	3000	12	ITEM	
04016	WHITE RAL	3000	12	ITEM	
03889	WHITE MAT	3000	12	ITEM	
01469	SILVER	4050	12	ITEM	
01439	LIGHT BROWN	4050	12	ITEM	
01462	GOLD	4050	12	ITEM	
02500	LIGHT BRONZE with brushed effect	4050	12	ITEM	
03118	BLACK with brushed effect	4050	12	ITEM	
03122	COGNAC with brushed effect	4050	12	ITEM	
04061	WHITE RAL	4050	12	ITEM	
01391	SILVER	6000	12	ITEM	
01390	LIGHT BROWN	6000	12	ITEM	
01392	GOLD	6000	12	ITEM	

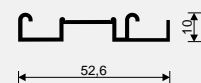


Bottom track **GEMINI Decor****DECOR**

5a



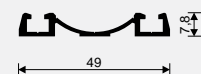
CODE	COLOUR	LENGTH (mm)	COLLECTIVE PACKAGING	PRICED PER	NET PRICE
00809	SILVER	1700	12	ITEM	
00798	LIGHT BROWN	1700	12	ITEM	
00816	GOLD	1700	12	ITEM	
00811	SILVER	2350	12	ITEM	
00800	LIGHT BROWN	2350	12	ITEM	
00818	GOLD	2350	12	ITEM	
00812	SILVER	3000	12	ITEM	
00801	LIGHT BROWN	3000	12	ITEM	
00819	GOLD	3000	12	ITEM	
01474	SILVER	4050	12	ITEM	
01478	LIGHT BROWN	4050	12	ITEM	
01476	GOLD	4050	12	ITEM	
02430	SILVER	6000	12	ITEM	
02429	LIGHT BROWN	6000	12	ITEM	
02431	GOLD	6000	12	ITEM	

Bottom track **ELEGANT Decor****DECOR**

5b



CODE	COLOUR	LENGTH (mm)	COLLECTIVE PACKAGING	PRICED PER	NET PRICE
01277	SILVER	1700	12	ITEM	
01269	LIGHT BROWN	1700	12	ITEM	
01281	GOLD	1700	12	ITEM	
02494	LIGHT BRONZE with brushed effect	1700	12	ITEM	
03107	BLACK with brushed effect	1700	12	ITEM	
03111	COGNAC with brushed effect	1700	12	ITEM	
04056	WHITE RAL	1700	12	ITEM	
01278	SILVER	2350	12	ITEM	
01270	LIGHT BROWN	2350	12	ITEM	
01282	GOLD	2350	12	ITEM	
02495	LIGHT BRONZE with brushed effect	2350	12	ITEM	
03108	BLACK with brushed effect	2350	12	ITEM	
03112	COGNAC with brushed effect	2350	12	ITEM	
04057	WHITE RAL	2350	12	ITEM	
01279	SILVER	3000	12	ITEM	
01271	LIGHT BROWN	3000	12	ITEM	
01283	GOLD	3000	12	ITEM	
02496	LIGHT BRONZE with brushed effect	3000	12	ITEM	
03109	BLACK with brushed effect	3000	12	ITEM	
03113	COGNAC with brushed effect	3000	12	ITEM	
04015	WHITE RAL	3000	12	ITEM	
01470	SILVER	4050	12	ITEM	
01438	LIGHT BROWN	4050	12	ITEM	
01512	GOLD	4050	12	ITEM	
02497	LIGHT BRONZE with brushed effect	4050	12	ITEM	
03110	BLACK with brushed effect	4050	12	ITEM	
03114	COGNAC with brushed effect	4050	12	ITEM	
04058	WHITE RAL	4050	12	ITEM	
02427	SILVER	6000	12	ITEM	
02426	LIGHT BROWN	6000	12	ITEM	
02428	GOLD	6000	12	ITEM	





Basic system components

Top carriage **FIX** positioner



CODE	COLLECTIVE PACKAGING	PRICED PER	NET PRICE
xxxxx	x	COLLECTIVE PACKAGE	

Stopper for bottom carriage  
**HI-TEC**

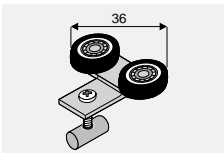


CODE	COLLECTIVE PACKAGING	PRICED PER	NET PRICE
20080	1000	ITEM	

Guiding carriage  
**GEMINI WPGm.-DUO**



CODE	COLLECTIVE PACKAGING	PRICED PER	NET PRICE
10040	400	ITEM	



**SET:** Guiding carriage  
**GEMINI WPGm.-DUO Blister**  SET includes two carriages, left and right, fully packed



CODE	COLLECTIVE PACKAGING	PRICED PER	NET PRICE
10049	100	SET	

Soft-close  
**sevromatic mini sv-40**



 SET includes 2 items

CODE	KG	COLLECTIVE PACKAGING	PRICED PER	NET PRICE
20258	40	24	SET	



Soft-close

sevromatic top sv-60 i SV-80

**i** SET includes 2 items

CODE	KG	COLLECTIVE PACKAGING	PRICED PER	NET PRICE
20259	60	24	SET	
20267	80	24	SET	

Soft-close

sevromatic Central SV-40



CODE	COLLECTIVE PACKAGING	PRICED PER	NET PRICE
20319	xxx	ITEM	

Bottom carriage

WD 10C Hi-tec



CODE	COLLECTIVE PACKAGING	PRICED PER	NET PRICE
10044	100	ITEM	

**SET:** Bottom carriage  
WD 10C Hi-tec Blister**i** SET includes two carriages and stopper for bottom carriage HI-TEC, fully packaged

CODE	COLLECTIVE PACKAGING	PRICED PER	NET PRICE
10050	50	SET	

Bottom carriage

WD 10V Hi-tec



CODE	COLLECTIVE PACKAGING	PRICED PER	NET PRICE
10043	100	ITEM	

## SET: Bottom carriage WD 10V Hi-tec Blister

10d



**i** SET includes two carriages and stopper for bottom carriage HI-TEC, fully packaged

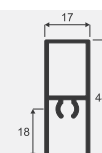
CODE	COLLECTIVE PACKAGING	PRICED PER	NET PRICE
10051	50	SET	

## Strengthening profile **PAX**

11



CODE	COLOUR	LENGTH (mm)	COLLECTIVE PACKAGING	PRICED PER	NET PRICE
04161	SILVER	3000	12	ITEM	



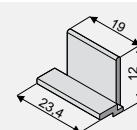
## Gap filler **PAX**

12



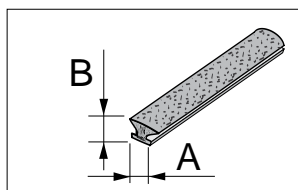
**i** Set includes 4 items

CODE	COLOUR	COLLECTIVE PACKAGING	PRICED PER	NET PRICE
20298	SILVER	100	SET	
20299	WHITE RAL	100	SET	

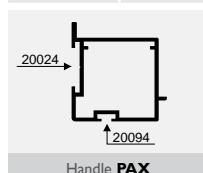


## TEXTILE DOOR STOP and **ANTI-DUST BRUSHES**

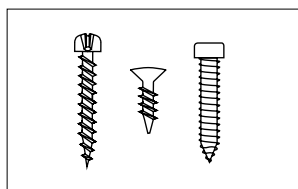
**i** All brushes on page 372



CODE	NAME	A (mm)	B (mm)	ASSEMBLY	COLLECTIVE PACKAGING	PRICED PER	NET PRICE
20024	ANTI-DUST BRUSH	4.8	13	INSERTED	200	RUNNING METRE	
20226	ANTI-DUST BRUSH	4.8	13	INSERTED	10	COLLECTIVE PACKAGE (50 r.m)	
20094	TEXTILE DOOR STOP	14.5	4	INSERTED	200	RUNNING METRE	
20224	TEXTILE DOOR STOP	14.5	4	INSERTED	10	COLLECTIVE PACKAGE (50 r.m)	
20288	TEXTILE DOOR STOP WHITE	14.5	4	INSERTED	10	COLLECTIVE PACKAGE (50 r.m)	

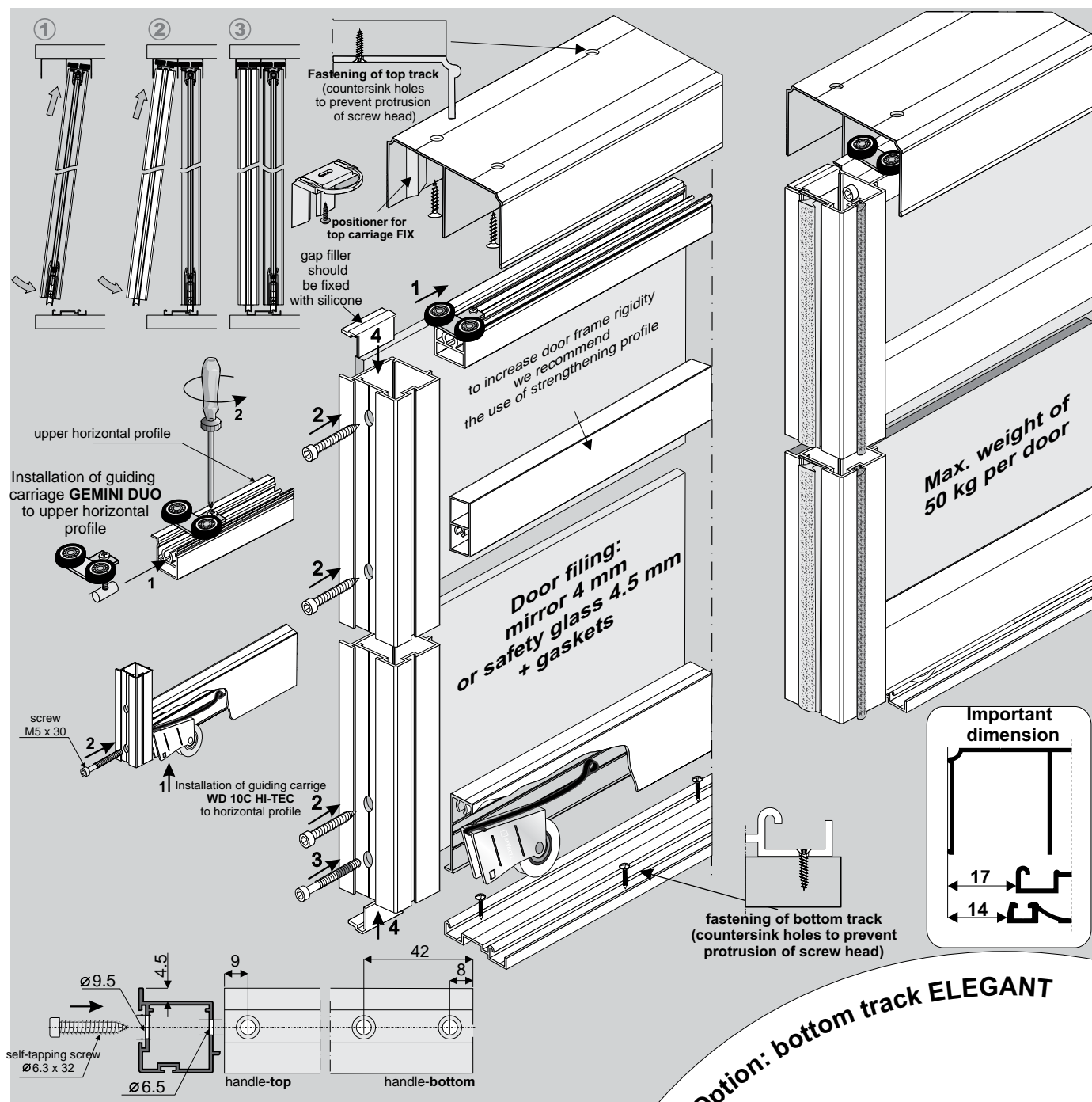


## Screws **SMART** and **UNIX** and **SELF-TAPPING**



CODE	NAME	DIMENSION (mm)	COLLECTIVE PACKAGING	PRICED PER	NET PRICE
20041	SCREW SMART	2.5 x 18	100	COLLECTIVE PACKAGE	
20092	SCREW SMART	2.5 x 25	100	COLLECTIVE PACKAGE	
20107	COUNTERSUNK SCREW UNIX	3 x 13	20	COLLECTIVE PACKAGE	
20001	SELF-TAPPING SCREW	6.3 x 32	2000	ITEM	





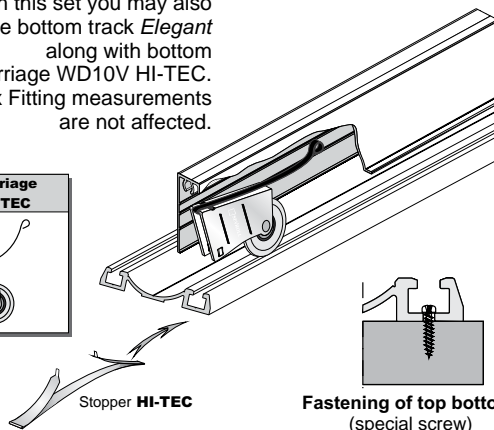

**Option: bottom track ELEGANT**

## COMPONENTS

<b>Handle Pax</b>  Anti-dust brush (inserted) 4.8 x 13 mm Textile door stop (inserted) 14.5 x 4 mm Length 2.7 m	<b>Top track Gemini-Dekor</b>  Length 1.7 m, 2.35 m, 3.0 m, 4.05 m., 6.0 m	<b>Bottom track Gemini-Dekor</b>  Length 1.7 m, 2.35 m, 3.0 m, 4.05 m., 6.0 m	<b>Gap filler Pax</b>  4x
<b>Guiding carriage Gemini WPGm-DUO</b>  Length 2.7 m	<b>Lower horizontal profile Pax (A)</b>  Length A, B 3.0 m	<b>Bottom carriage WD10C HI-TEC</b>  Length 3.0 m	<b>Strengthening profile Pax</b>  Length 3.0 m

You must remember to purchase self-tapping screws to construct each door (4 screws per door).

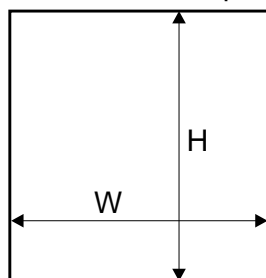
With this set you may also use bottom track *Elegant* along with bottom carriage **WD10V HI-TEC**. Pax Fitting measurements are not affected.



doorfilling:

- mirror # 4 mm, lacobel

Dimensions of opening

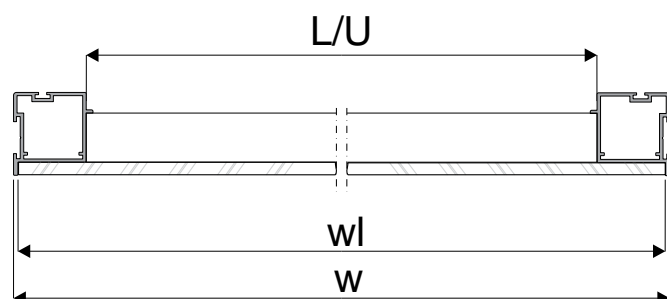


Handle length = door height

Door height - h	$h = H - 38 \text{ mm}$	
<b>Door wing height with soft-close fitted</b>	Mini SV40	$h = H - 42 \text{ mm}$
	Top SV60/80	$h = H - 45 \text{ mm}$
	SV-25/50	$h = H - 38 \text{ mm}$
	Central SV-40	$h = H - 42 \text{ mm}$
mirror height - hm	$hm = h - 4 \text{ mm}$	
Door width - w	$w = (D - 3 + Z) : N$	
Mirror width - wm	$wm = w - 4 \text{ mm}$	
Lower horizontal profile length - L	$L = U = w - 50 \text{ mm}$	
Upper horizontal profile length - U		

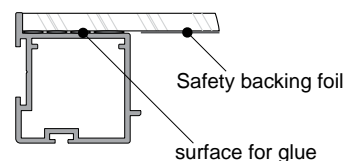
Number of doors - N	2	3
Total overlap - Z	25 mm	50 mm

Visual design - 4 wings	
	$w = (W + 72) : 4$
	$w = (W : 2 + 22) : 2$

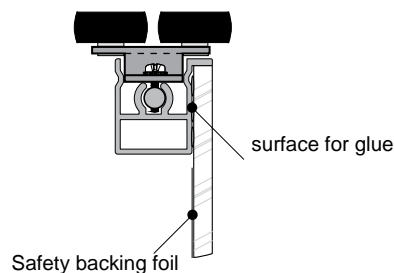


**Installation method for fitting mirror or coloured glass 4 mm**

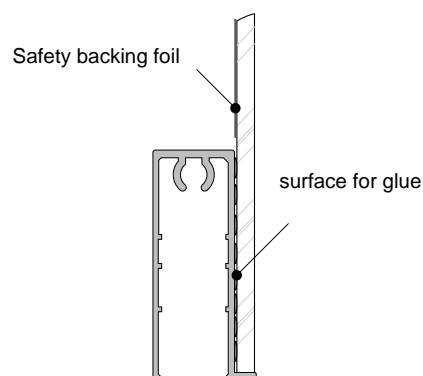
- with handle



- with upper profile



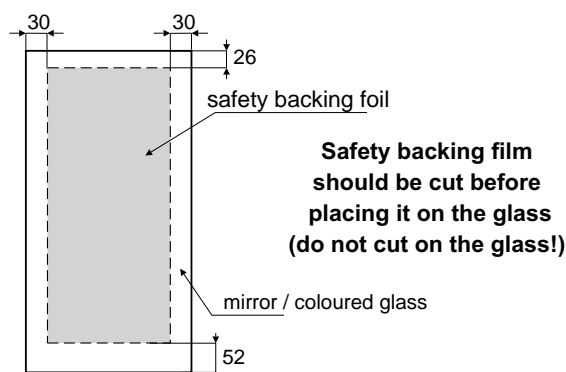
- with lower profile



**it is recommended that mirror / coloured glass is glued to aluminium profiles with specialist glass adhesive**

**ATTENTION!**

*Rear mirror /coloured glass surface must be secured with safety backing foil (excluding glass surface glued with mirror adhesive). The edges of glass must be polished.*



**ATTENTION!**

Remove safety backing film from aluminium elements (handles, tracks, connectors, etc.) prior to cutting them to the desired size. Film removal will reveal quality issues (eg. scratches)


## SYSTEM

## GEMINI 10

Twin track sliding doors with bottom carriage system



8 kg	14 kg	16 kg	25 kg	35 kg
40 kg	45 kg	50 kg	60 kg	70 kg
100 kg	120 kg			
10mm BOARD	16mm BOARD	18mm BOARD	16-40mm BOARD	16-50mm BOARD
BOARD+MIRROR	4mm MIRROR	4.5mm GLASS	6mm GLASS	8-12mm GLASS
PARTS	ONE PACK	ABC	EASY BUY	

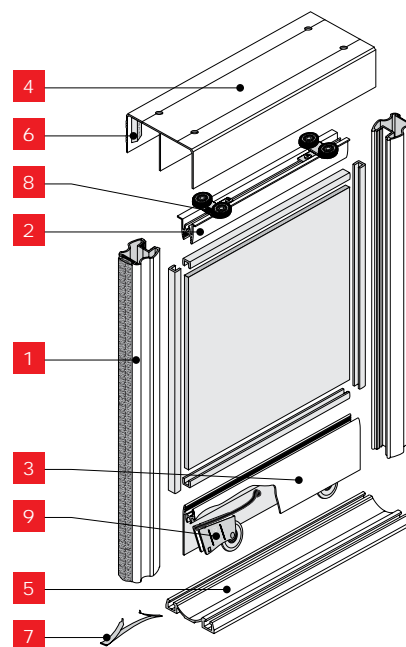


## CHARACTERISTICS

► Application	Sliding doors
► Track	Twin
▼ Carriage system	Bottom
► Top guide	Ball bearing carriage
► Bottom guide	Ball bearing carriage (load bearing)
► Construction	Frame
► Filling thickness	10 mm
► Filling type	10 mm MFC or 4.5 mm safety glass or 4 mm mirror
► Max. door load	50 kg
► Max. handle length	2.70 m
► Max. track length	6.00 m
► Textile door stops	Yes
► Anti-dust brushes	Yes
► Sales programme	Components are available individually
► Decorative profile programme	DECOR

## USAGE

- Built-in furniture, walk-in wardrobes, wardrobes, attics





## Basic system components

1

Handle **GEMINI Decor****DECOR**

1a



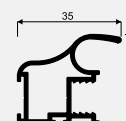
CODE	COLOUR	LENGTH (mm)	COLLECTIVE PACKAGING	PRICED PER	NET PRICE
02284	SILVER	2700	10	ITEM	
02283	LIGHT BROWN	2700	10	ITEM	
02285	GOLD	2700	10	ITEM	

Handle **10-KA II**

1b



CODE	COLOUR	LENGTH (mm)	COLLECTIVE PACKAGING	PRICED PER	NET PRICE
02287	SILVER	2700	20	ITEM	
02286	LIGHT BROWN	2700	20	ITEM	
02288	GOLD	2700	20	ITEM	

Handle **FOX****i** Handle suitable to use with angled door system and lock.

1c



CODE	COLOUR	LENGTH (mm)	COLLECTIVE PACKAGING	PRICED PER	NET PRICE
02422	SILVER	2700	20	ITEM	
02423	LIGHT BROWN	2700	20	ITEM	
02424	GOLD	2700	20	ITEM	
02425	LIGHT BROWN with brushed effect	2700	20	ITEM	
03105	BLACK with brushed effect	2700	20	ITEM	
03106	COGNAC with brushed effect	2700	20	ITEM	

Handle **JULIA II**

1e



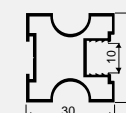
CODE	COLOUR	LENGTH (mm)	COLLECTIVE PACKAGING	PRICED PER	NET PRICE
02713	SILVER	2700	20	ITEM	
02711	LIGHT BROWN	2700	20	ITEM	
02714	GOLD	2700	20	ITEM	

Handle **KARAT**

1f



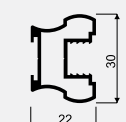
CODE	COLOUR	LENGTH (mm)	COLLECTIVE PACKAGING	PRICED PER	NET PRICE
03173	SILVER	2700	20	ITEM	
03172	LIGHT BROWN	2700	20	ITEM	

Handle **ROMEO II**

1g



CODE	COLOUR	LENGTH (mm)	COLLECTIVE PACKAGING	PRICED PER	NET PRICE
02692	SILVER	2700	20	ITEM	
02690	LIGHT BROWN	2700	20	ITEM	
02693	GOLD	2700	20	ITEM	





### Upper horizontal profile **Decor**

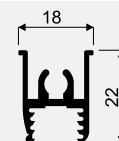


#### DECOR

2



CODE	COLOUR	LENGTH (mm)	COLLECTIVE PACKAGING	PRICED PER	NET PRICE
02912	SILVER	1700	24	ITEM	
02908	LIGHT BROWN	1700	24	ITEM	
02916	GOLD	1700	24	ITEM	
03042	LIGHT BROWN with brushed effect	1700	24	ITEM	
03097	BLACK with brushed effect	1700	24	ITEM	
03100	COGNAC with brushed effect	1700	24	ITEM	
02913	SILVER	2350	24	ITEM	
02909	LIGHT BROWN	2350	24	ITEM	
02917	GOLD	2350	24	ITEM	
03043	LIGHT BROWN with brushed effect	2350	24	ITEM	
03098	BLACK with brushed effect	2350	24	ITEM	
03101	COGNAC with brushed effect	2350	24	ITEM	
02914	SILVER	3000	24	ITEM	
02910	LIGHT BROWN	3000	24	ITEM	
02918	GOLD	3000	24	ITEM	
03044	LIGHT BROWN with brushed effect	3000	24	ITEM	
03099	BLACK with brushed effect	3000	24	ITEM	
03102	COGNAC with brushed effect	3000	24	ITEM	
02915	SILVER	6000	24	ITEM	
02911	LIGHT BROWN	6000	24	ITEM	
02919	GOLD	6000	24	ITEM	



### Lower horizontal profile **Decor**

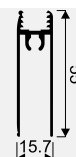


#### DECOR

3



CODE	COLOUR	LENGTH (mm)	COLLECTIVE PACKAGING	PRICED PER	NET PRICE
00161	SILVER	1700	12	ITEM	
00152	LIGHT BROWN	1700	12	ITEM	
00164	GOLD	1700	12	ITEM	
02490	LIGHT BROWN with brushed effect	1700	12	ITEM	
03091	BLACK with brushed effect	1750	12	ITEM	
03094	COGNAC with brushed effect	1750	12	ITEM	
00162	SILVER	2350	12	ITEM	
00153	LIGHT BROWN	2350	12	ITEM	
00165	GOLD	2350	12	ITEM	
02491	LIGHT BROWN with brushed effect	2350	12	ITEM	
03092	BLACK with brushed effect	2350	12	ITEM	
03095	COGNAC with brushed effect	2350	12	ITEM	
00163	SILVER	3000	12	ITEM	
00155	LIGHT BROWN	3000	12	ITEM	
00166	GOLD	3000	12	ITEM	
02492	LIGHT BROWN with brushed effect	3000	12	ITEM	
03093	BLACK with brushed effect	3000	12	ITEM	
03096	COGNAC with brushed effect	3000	12	ITEM	
02764	SILVER	6000	12	ITEM	
02763	LIGHT BROWN	6000	12	ITEM	
02827	GOLD	6000	12	ITEM	

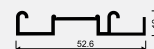


Top track **GEMINI - Decor****DECOR**

CODE	COLOUR	LENGTH (mm)	COLLECTIVE PACKAGING	PRICED PER	NET PRICE
01023	SILVER	1700	12	ITEM	
01008	LIGHT BROWN	1700	12	ITEM	
01030	GOLD	1700	12	ITEM	
02501	LIGHT BRONZE with brushed effect	1700	12	ITEM	
03115	BLACK with brushed effect	1700	12	ITEM	
03119	COGNAC with brushed effect	1700	12	ITEM	
01025	SILVER	2350	12	ITEM	
01010	LIGHT BROWN	2350	12	ITEM	
01032	GOLD	2350	12	ITEM	
02498	LIGHT BRONZE with brushed effect	2350	12	ITEM	
03116	BLACK with brushed effect	2350	12	ITEM	
03120	COGNAC with brushed effect	2350	12	ITEM	
01026	SILVER	3000	12	ITEM	
01011	LIGHT BROWN	3000	12	ITEM	
01033	GOLD	3000	12	ITEM	
02499	LIGHT BRONZE with brushed effect	3000	12	ITEM	
03117	BLACK with brushed effect	3000	12	ITEM	
03121	COGNAC with brushed effect	3000	12	ITEM	
01469	SILVER	4050	12	ITEM	
01439	LIGHT BROWN	4050	12	ITEM	
01462	GOLD	4050	12	ITEM	
02500	LIGHT BRONZE with brushed effect	4050	12	ITEM	
03118	BLACK with brushed effect	4050	12	ITEM	
03122	COGNAC with brushed effect	4050	12	ITEM	
01391	SILVER	6000	12	ITEM	
01390	LIGHT BROWN	6000	12	ITEM	
01392	GOLD	6000	12	ITEM	
03424	LIGHT BRONZE with brushed effect	6000	12	ITEM	
03222	BLACK with brushed effect	6000	12	ITEM	
03524	COGNAC with brushed effect	6000	12	ITEM	

Bottom track **GEMINI Decor****DECOR**

CODE	COLOUR	LENGTH (mm)	COLLECTIVE PACKAGING	PRICED PER	NET PRICE
00809	SILVER	1700	12	ITEM	
00798	LIGHT BROWN	1700	12	ITEM	
00816	GOLD	1700	12	ITEM	
00811	SILVER	2350	12	ITEM	
00800	LIGHT BROWN	2350	12	ITEM	
00818	GOLD	2350	12	ITEM	
00812	SILVER	3000	12	ITEM	
00801	LIGHT BROWN	3000	12	ITEM	
00819	GOLD	3000	12	ITEM	
01474	SILVER	4050	12	ITEM	
01478	LIGHT BROWN	4050	12	ITEM	
01476	GOLD	4050	12	ITEM	
02430	SILVER	6000	12	ITEM	
02429	LIGHT BROWN	6000	12	ITEM	
02431	GOLD	6000	12	ITEM	



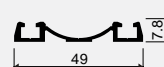


Bottom track **ELEGANT - Decor** **DECOR**

5b



CODE	COLOUR	LENGTH (mm)	COLLECTIVE PACKAGING	PRICED PER	NET PRICE
01277	SILVER	1700	12	ITEM	
01269	LIGHT BROWN	1700	12	ITEM	
01281	GOLD	1700	12	ITEM	
02494	LIGHT BROWN with brushed effect	1700	12	ITEM	
03107	BLACK with brushed effect	1700	12	ITEM	
03111	COGNAC with brushed effect	1700	12	ITEM	
01278	SILVER	2350	12	ITEM	
01270	LIGHT BROWN	2350	12	ITEM	
01282	GOLD	2350	12	ITEM	
02495	LIGHT BROWN with brushed effect	2350	12	ITEM	
03108	BLACK with brushed effect	2350	12	ITEM	
03112	COGNAC with brushed effect	2350	12	ITEM	
01279	SILVER	3000	12	ITEM	
01271	LIGHT BROWN	3000	12	ITEM	
01283	GOLD	3000	12	ITEM	
02496	LIGHT BROWN with brushed effect	3000	12	ITEM	
03109	BLACK with brushed effect	3000	12	ITEM	
03113	COGNAC with brushed effect	3000	12	ITEM	
01470	SILVER	4050	12	ITEM	
01438	LIGHT BROWN	4050	12	ITEM	
01512	GOLD	4050	12	ITEM	
02497	LIGHT BROWN with brushed effect	4050	12	ITEM	
03110	BLACK with brushed effect	4050	12	ITEM	
03114	COGNAC with brushed effect	4050	12	ITEM	
02427	SILVER	6000	12	ITEM	
02426	LIGHT BROWN	6000	12	ITEM	
02428	GOLD	6000	12	ITEM	
03423	LIGHT BROWN with brushed effect	6000	12	ITEM	
03223	BLACK with brushed effect	6000	12	ITEM	
03523	COGNAC with brushed effect	6000	12	ITEM	

Top carriage **DUO** positioner**i** Collective package contains 100 positioners

6



CODE	COLLECTIVE PACKAGING	PRICED PER	NET PRICE
20104	1	COLLECTIVE PACKAGE	

Stopper for  
bottom carriage **HI-TEC**

7



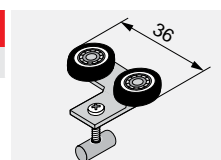
CODE	COLLECTIVE PACKAGING	PRICED PER	NET PRICE
20080	1000	ITEM	

Guiding carriage  
**I0-KA WPI0-DUO****i** Code 10038 applies to L&R carriage

8a



CODE	COLLECTIVE PACKAGING	PRICED PER	NET PRICE
10038	100	ITEM	





## Basic system components

### SET: Guiding carriage 10-KA WPI0-DUO Blister

**i** Set includes two carriages, left and right, fully packaged

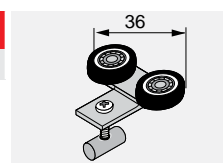


CODE	COLLECTIVE PACKAGING	PRICED PER	NET PRICE
10045	100	SET	

### Guiding carriage GEMINI WPGm.-DUO



CODE	COLLECTIVE PACKAGING	PRICED PER	NET PRICE
10040	400	ITEM	



### SET: Guiding carriage GEMINI WPGm.-DUO Blister

**i** Set includes two carriages, left and right, fully packaged



CODE	COLLECTIVE PACKAGING	PRICED PER	NET PRICE
10049	100	SET	

### Soft-Close SEVROMATIC SV-25 i SV-50

**i** Set includes 2 items L & R



CODE	KG	COLLECTIVE PACKAGING	PRICED PER	NET PRICE
20139	25	24	SET	
20200	50	24	SET	



### Soft-Close SEVROMATIC MINI SV-40

**i** Set includes 2 items



CODE	KG	COLLECTIVE PACKAGING	PRICED PER	NET PRICE
20258	40	24	SET	

### Soft-Close SEVROMATIC TOP SV-60 i SV-80

**i** Set includes 2 items



CODE	KG	COLLECTIVE PACKAGING	PRICED PER	NET PRICE
20259	60	24	SET	
20267	80	24	SET	



SYSTEM

## GEMINI 10

## Basic system components

Bottom carriage  
WD 10C HI-TEC

CODE	COLLECTIVE PACKAGING	PRICED PER	NET PRICE
10044	100	ITEM	

SET: Bottom carriage  
WD 10C HI-TEC Blister

**i** Set includes two carriages fully packaged

CODE	COLLECTIVE PACKAGING	PRICED PER	NET PRICE
10050	50	SET	

Bottom carriage  
WD 10V HI-TEC

CODE	COLLECTIVE PACKAGING	PRICED PER	NET PRICE
10043	100	ITEM	

SET: Bottom carriage  
WD 10V HI-TEC Blister

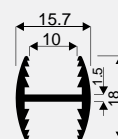
**i** Set includes two carriages and stopper for bottom carriage HI-TEC, fully packaged

CODE	COLLECTIVE PACKAGING	PRICED PER	NET PRICE
10051	50	SET	

## H10 profile



CODE	COLOUR	LENGTH (mm)	COLLECTIVE PACKAGING	PRICED PER	NET PRICE
00207	SILVER	3000	30	ITEM	
00204	LIGHT BROWN	3000	30	ITEM	
00208	GOLD	3000	30	ITEM	
02493	LIGHT BROWN with brushed effect	3000	30	ITEM	
03103	BLACK with brushed effect	3000	30	ITEM	
03104	COGNAC with brushed effect	3000	30	ITEM	

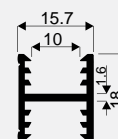


## H10 profile - Decor



## DECOR

CODE	COLOUR	LENGTH (mm)	COLLECTIVE PACKAGING	PRICED PER	NET PRICE
01617	SILVER	3000	30	ITEM	
01616	LIGHT BROWN	3000	30	ITEM	
01618	GOLD	3000	30	ITEM	



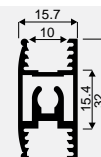


## Basic system components

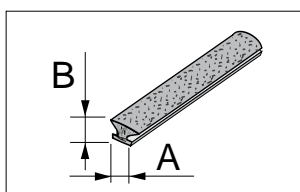
### H30 profile - Decor


**DECOR**


CODE	COLOUR	LENGTH (mm)	COLLECTIVE PACKAGING	PRICED PER	NET PRICE
00222	SILVER	3000	20	ITEM	
00219	LIGHT BROWN	3000	20	ITEM	
00223	GOLD	3000	20	ITEM	



### TEXTILE DOOR STOP and ANTI-DUST BRUSHES

*i* All brushes on page 372


CODE	NAME	A (mm)	B (mm)	INSTALLATION	COLLECTIVE PACKAGING	PRICED PER	NET PRICE
20024	ANTI-DUST BRUSH	4.8	13	INSERTED	200	RUNNING METRE	
20226	ANTI-DUST BRUSH	4.8	13	INSERTED	10	COLLECTIVE PACKAGE (60 r.m.)	
20094	TEXTILE DOOR STOP	14.5	4	INSERTED	200	RUNNING METRE	
20224	TEXTILE DOOR STOP	14.5	4	INSERTED	10	COLLECTIVE PACKAGE (60 r.m.)	

20094


Handle **ROMEO II**

20094


Handle **JULIA II**

20094


Handle **IO-KA II**

20094


Handle **FOX**

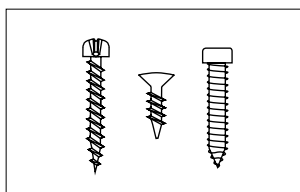
20094


Handle **GEMINI**

20094

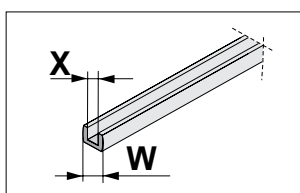

Handle **KARAT**

### Screws **SMART, UNIX** and **SELF-TAPPING**

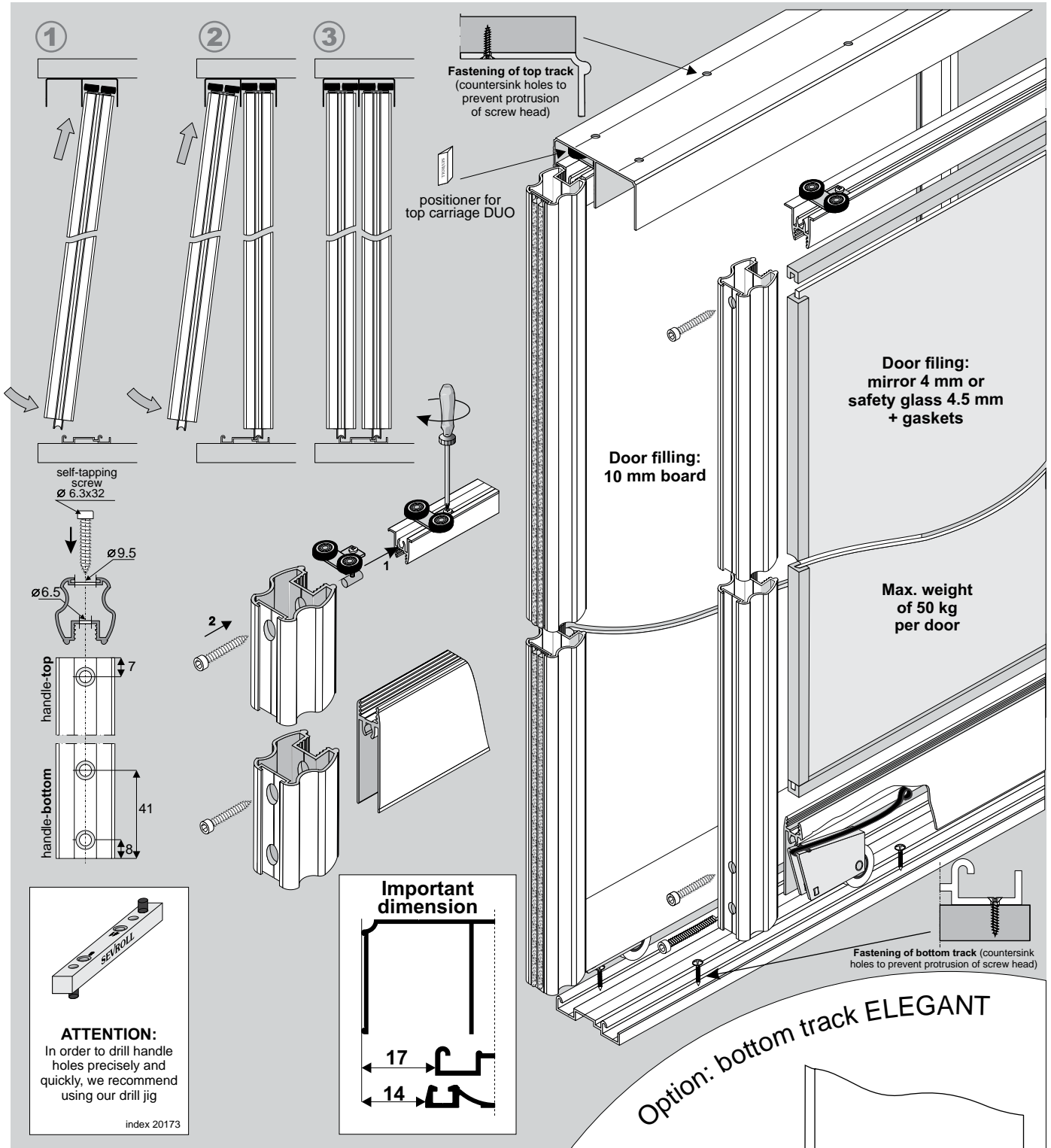
*i* Collective package contains 100 screws


CODE	NAME	DIMENSIONS (mm)	COLLECTIVE PACKAGING	PRICED PER	NET PRICE
20041	SCREW SMART	2.5 x 18	1	COLLECTIVE PACKAGE	
20092	SCREW SMART	2.5 x 25	1	COLLECTIVE PACKAGE	
20107	COUNTERSUNK SCREW UNIX	3 x 13	1	COLLECTIVE PACKAGE	
20001	SELF-TAPPING SCREW	6.3 x 32	2000	ITEM	

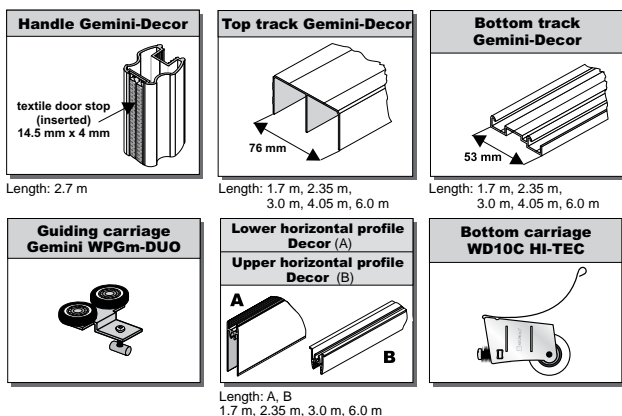
### GASKET

*i* All gaskets on page 372


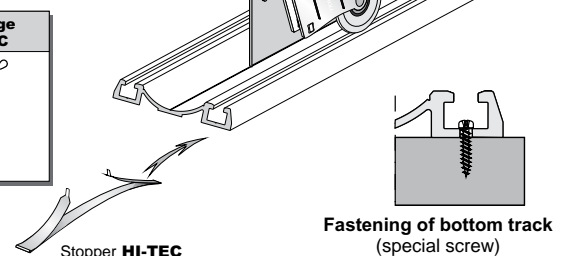
CODE	X (mm)	W (mm)	COLLECTIVE PACKAGING	PRICED PER	NET PRICE
20031	4	10	100	RUNNING METRE	
20032	4.5	10	100	RUNNING METRE	
20033	6	10	100	RUNNING METRE	
20098	6.4	10	100	RUNNING METRE	
20052	8	10	100	RUNNING METRE	



## COMPONENTS

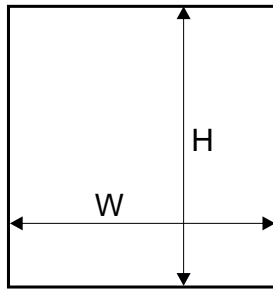


With Gemini Decor set you may also use bottom track **Elegant** along with bottom carriage WD 10 V HI-TEC. Fitting measurements are not affected.



You must remember to purchase self-tapping screws to construct each door (4 screws per door). When using safety glass, you must also remember to purchase gaskets.

## Dimensions of opening



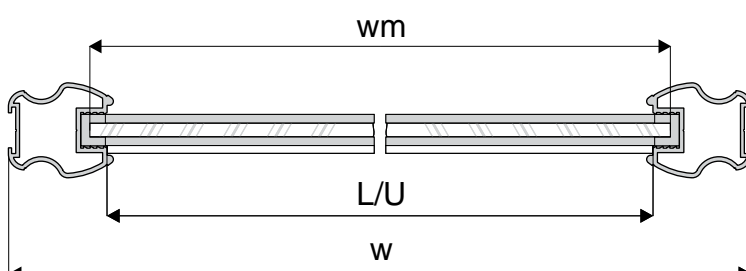
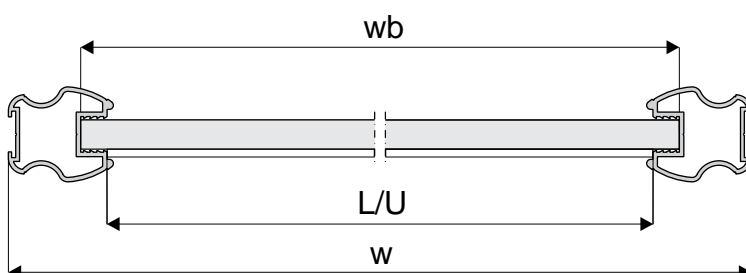
door filling:  
# 10 mm board,  
# 4 mm mirror or  
# 4.5 mm safety glass

handle length = door height

door height	- h	$h = H - 38 \text{ mm}$
door wing height with soft-close fitted	Mini SV40	$h = H - 42 \text{ mm}$
	Top SV60/80	$h = H - 45 \text{ mm}$
	SV-25 SV-50	$h = H - 38 \text{ mm}$
board height	- hb	$hb = h - 64 \text{ mm}$
door width	- w	$w = (W - 3 + Z) : N$
board width	- wb	$wb = w - 46 \text{ mm}$
lower horizontal profile length - L upper horizontal profile length - U		$L = U = w - 62 \text{ mm}$
mirror height	- hm	$hm = hb$
mirror width	- wm	$wm = wb - 4 \text{ mm}$

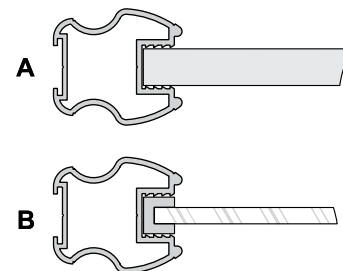
number of doors	- N	2	3
total overlap	- Z	32 mm	64 mm

visual design - 4 wings	
	$w = (W + 93) : 4$
	$w = (W : 2 + 29) : 2$

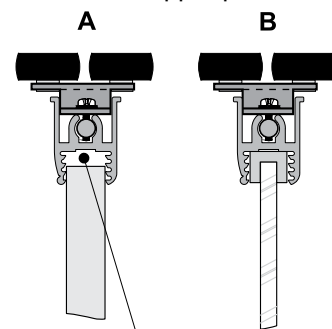


Installation method for fitting 10 mm board (diag. A) and 4 mm mirror or glass (diag. B)

- with handle

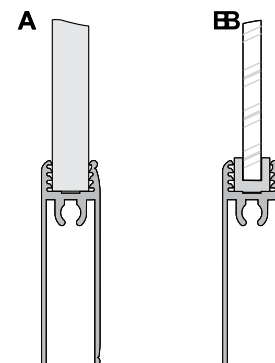


- with upper profile



construction clearance included in the calculation of the height of board

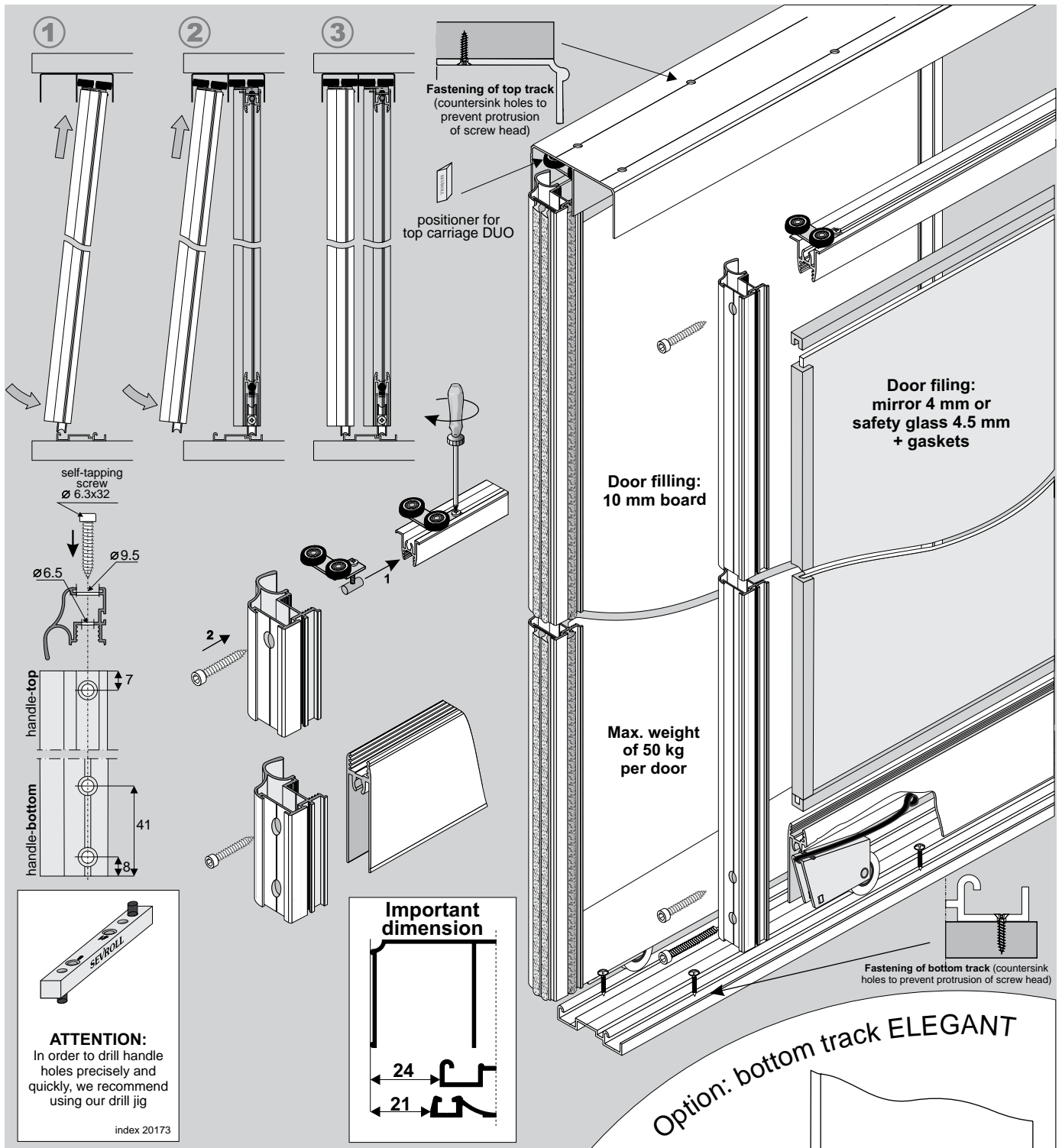
- with lower profile



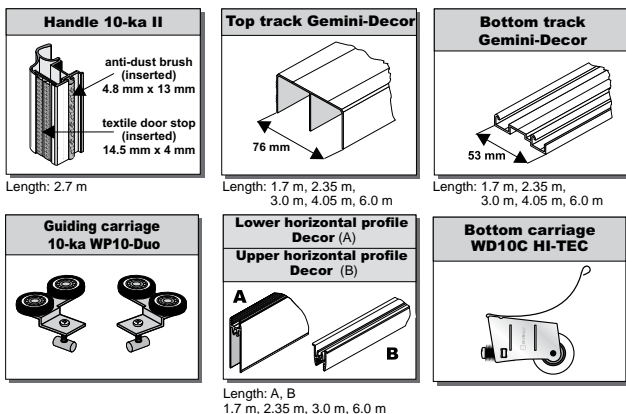
## ATTENTION!

Mirror (4 mm) should be used with a safety backing film. Safety glass (4.5 mm) comprises of two thin layers with a film in-between. Both mirror and glass need fitting gasket.






## COMPONENTS



With 10-ka set you may also use bottom track **Elegant** along with bottom carriage WD 10 V HI-TEC. Fitting measurements are not affected.

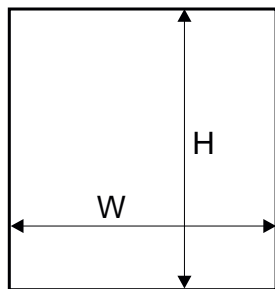


Stopper **HI-TEC**

Fastening of bottom track (special screw)

You must remember to purchase self-tapping screws to construct each door (4 screws per door). When using safety glass, you must also remember to purchase gaskets.

## Dimensions of opening


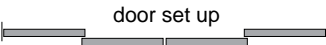


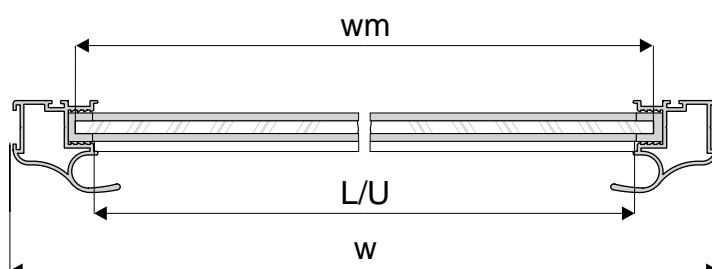
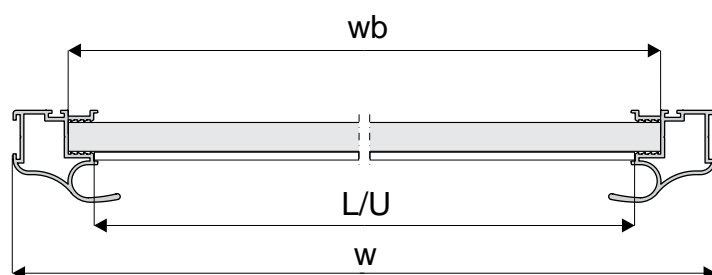
door filling:  
# 10 mm board,  
# 4 mm mirror or  
# 4.5 mm safety glass

handle length = door height

door height	- h	$h = H - 38 \text{ mm}$
door wing height with soft-close fitted	Mini SV40	$h = H - 42 \text{ mm}$
	Top SV60/80	$h = H - 45 \text{ mm}$
	SV-25 SV-50	$h = H - 38 \text{ mm}$
board height	- hb	$hb = h - 64 \text{ mm}$
door width	- w	$w = (W - 3 + Z) : N$
board width	- wb	$wb = w - 36 \text{ mm}$
lower horizontal profile length - L upper horizontal profile length - U		$L = U = w - 53 \text{ mm}$
mirror height	- hm	$hm = hb$
mirror width	- wm	$wm = wb - 4 \text{ mm}$

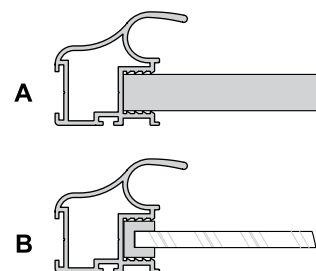
number of doors	- N	2	3
total overlap	- Z	35 mm	70 mm

visual design - 4 wings	
	$w = (W + 102) : 4$
	$w = (W : 2 + 32) : 2$

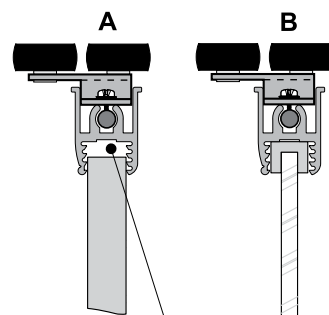


Installation method for fitting 10 mm board (diag. A) and 4 mm mirror or glass (diag. B)

- with handle

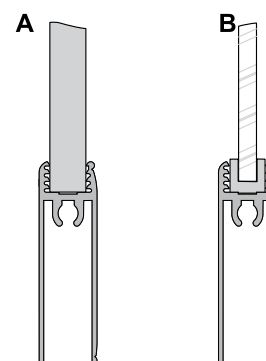


- with upper profile



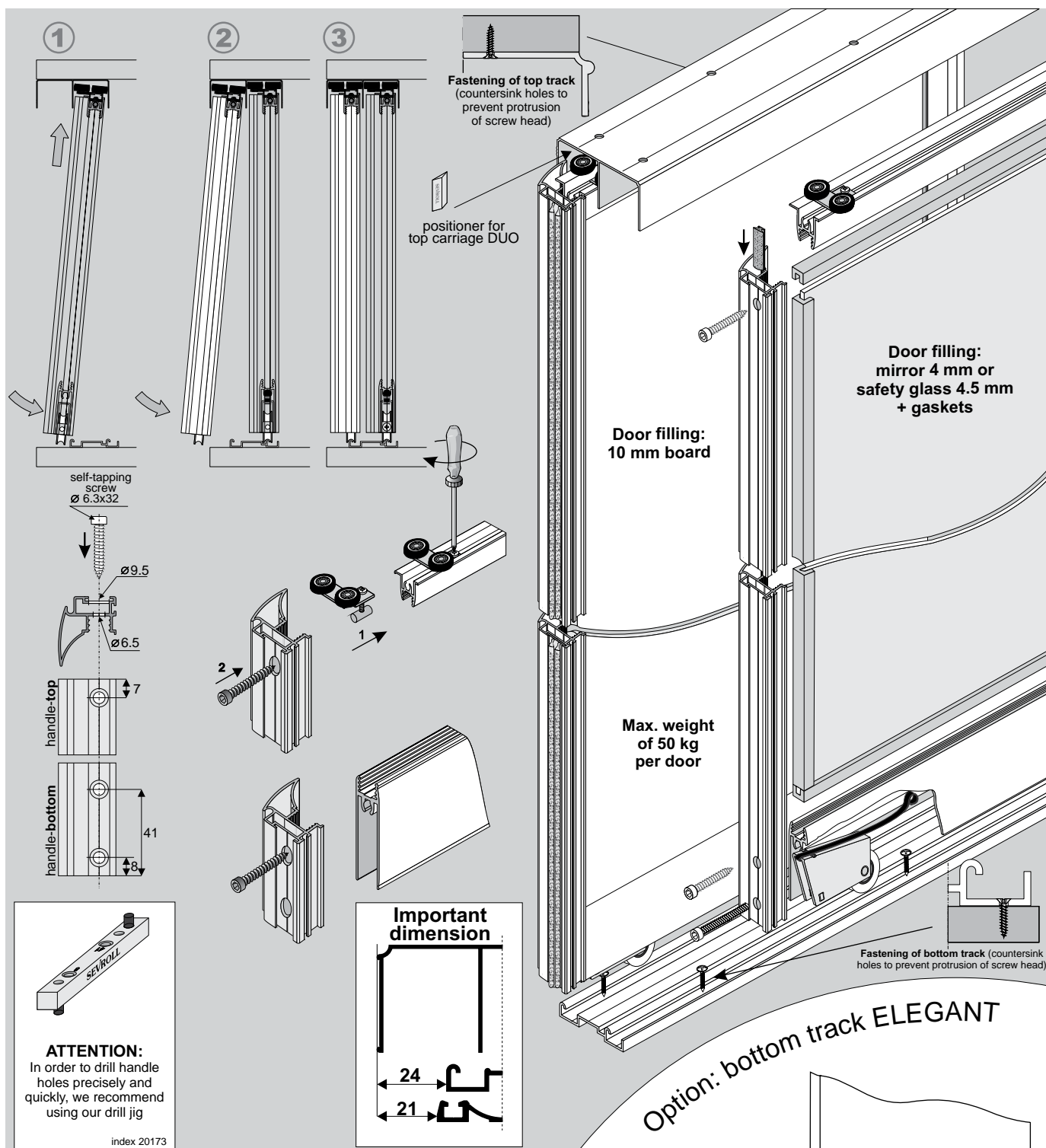
construction clearance included in the calculation of the height of board

- with lower profile

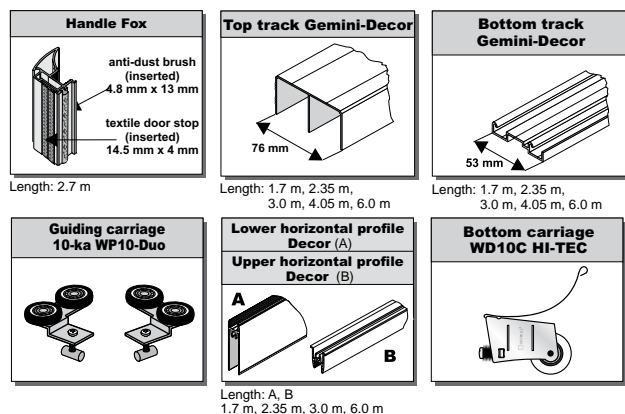


## ATTENTION!

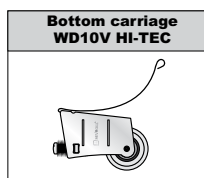
**Mirror (4 mm) should be used with a safety backing film. Safety glass (4.5 mm) comprises of two thin layers with a film in-between. Both mirror and glass need fitting gasket.**



## COMPONENTS



With **Fox** set you may also use bottom track **Elegant** along with bottom carriage **WD 10 V HI-TEC**.  
**Fitting measurements are not affected.**

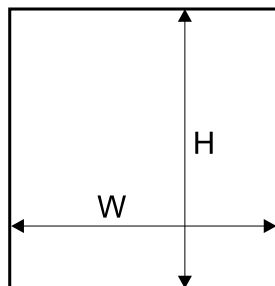


Stopper **HI-TEC**

Fastening of bottom track (special screw)

You must remember to purchase self-tapping screws to construct each door (4 screws per door).  
When using safety glass, you must also remember to purchase gaskets.

## Dimensions of opening



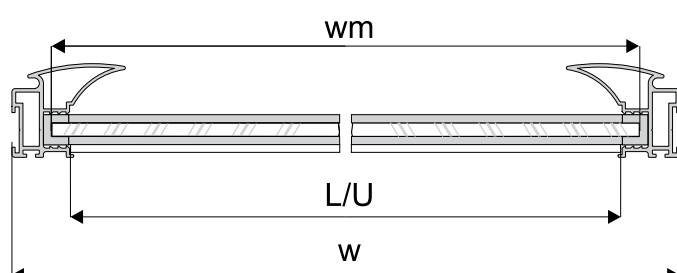
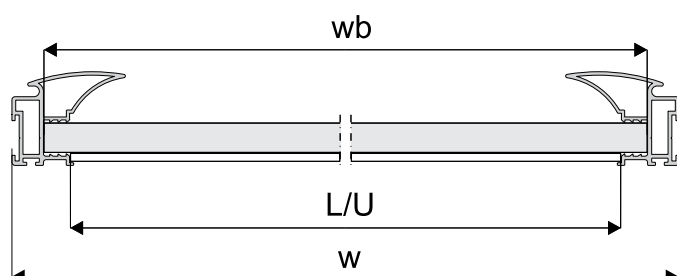
door filling:  
# 10 mm board,  
# 4 mm mirror or  
# 4.5 mm safety glass

handle length = door height

door height	- h	$h = H - 38 \text{ mm}$
door wing height with soft-close fitted	Mini SV40	$h = H - 42 \text{ mm}$
	Top SV60/80	$h = H - 45 \text{ mm}$
	SV-25 SV-50	$h = H - 38 \text{ mm}$
board height	- hb	$hb = h - 64 \text{ mm}$
door width	- w	$w = (W - 3 + Z) : N$
board width	- wb	$wb = w - 20 \text{ mm}$
lower horizontal profile length - L upper horizontal profile length - U		$L = U = w - 37 \text{ mm}$
mirror height	- hm	$hm = hb$
mirror width	- wm	$wm = wb - 4 \text{ mm}$

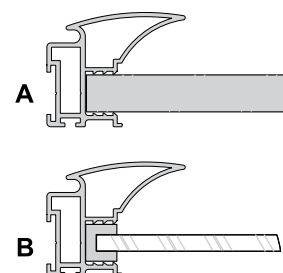
number of doors	- N	2	3
total overlap	- Z	36 mm	72 mm

visual design - 4 wings	
	$w = (W + 105) : 4$
	$w = (W : 2 + 33) : 2$

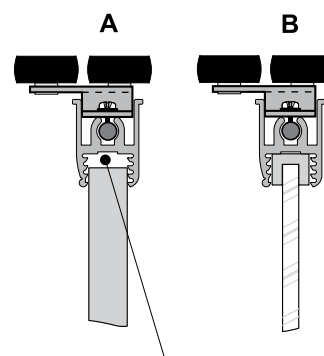


Installation method for fitting 10 mm board (diag. A) and 4 mm mirror or glass (diag. B)

- with handle

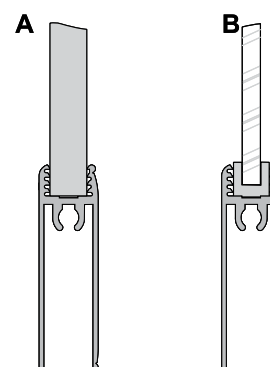


- with upper profile



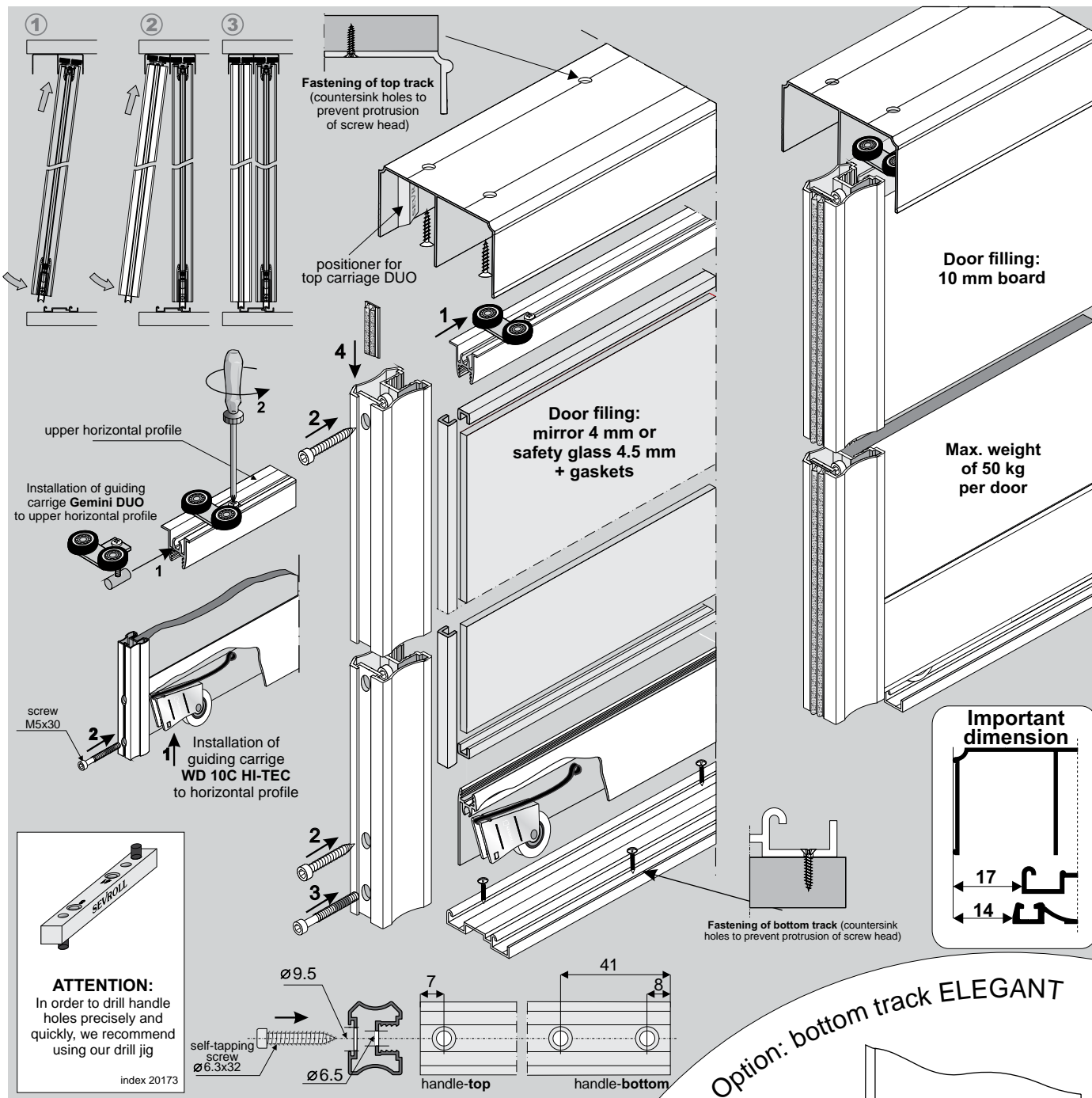
construction clearance included in the calculation of the height of board

- with lower profile



## ATTENTION!

**Mirror (4 mm) should be used with a safety backing film. Safety glass (4.5 mm) comprises of two thin layers with a film in-between. Both mirror and glass need fitting gasket.**



## COMPONENTS

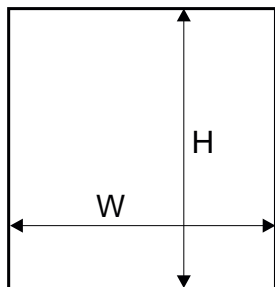
<b>Handle Julia II</b>  textile door stop (inserted) 14.5 mm x 4 mm Length: 2.7 m	<b>Top track Gemini-Dekor</b>  76 mm Length: 1.7 m, 2.35 m, 3.0 m, 4.05 m, 6.0 m	<b>Bottom track Gemini-Dekor</b>  53 mm Length: 1.7 m, 2.35 m, 3.0 m, 4.05 m, 6.0 m
<b>Guiding carriage Gemini WPGm-DUO</b> 	<b>Lower horizontal profile Decor (A)</b> <b>Upper horizontal profile Decor (B)</b>  Length: A, B 1.7 m, 2.35 m, 3.0 m, 6.0 m	<b>Bottom carriage WD10C HI-TEC</b> 

You must remember to purchase self-tapping screws to construct each door (4 screws per door).  
When using safety glass, you must also remember to purchase gaskets.

## Size calculation method for line JULIA

in system GEMINI 10

### Dimensions of opening

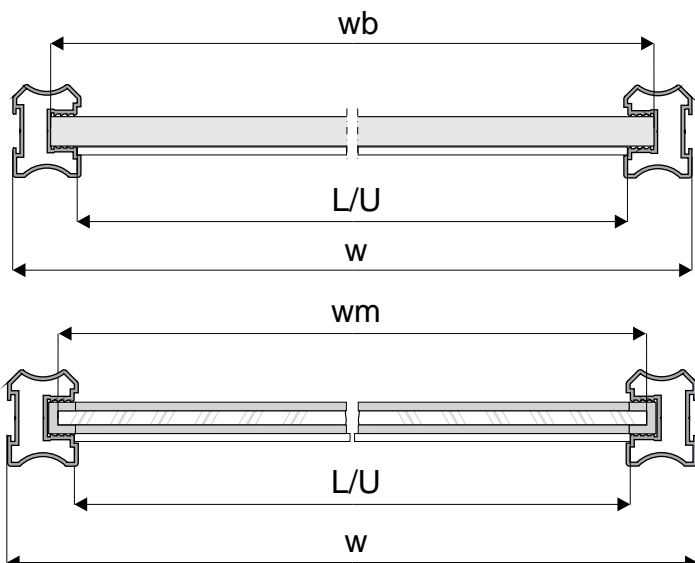


handle length = door height

door height	- h	$h = H - 38 \text{ mm}$
door wing height with soft-close fitted	Mini SV40	$h = H - 42 \text{ mm}$
	Top SV60/80	$h = H - 45 \text{ mm}$
	SV-25 SV-50	$h = H - 38 \text{ mm}$
board height	- hb	$hb = h - 64 \text{ mm}$
door width	- w	$w = (W - 3 + Z) : N$
board width	- wb	$wb = w - 25 \text{ mm}$
lower horizontal profile length - L upper horizontal profile length - U		$L = U = w - 42 \text{ mm}$

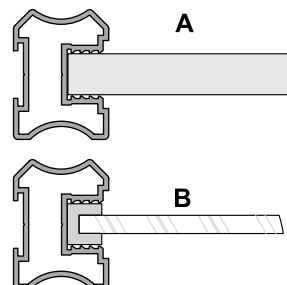
number of doors	- N	2	3
total overlap	- Z	22 mm	44 mm

visual design - 4 wings	
	$w = (W + 63) : 4$
	$w = (W : 2 + 19) : 2$

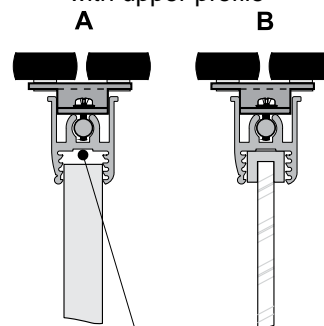


Installation method for fitting 10 mm board (diag. A) and 4 mm mirror or glass (diag. B)

- with handle

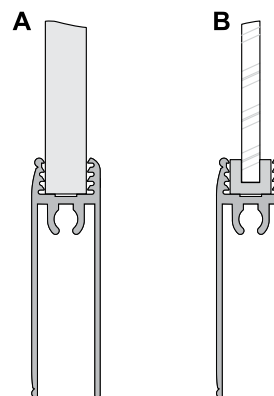


- with upper profile



construction clearance included in the calculation of the height of board

- with lower profile



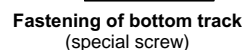
door filling - glass or mirror # 4 mm

mirror height	- hm	$hm = hb$
mirror width	- wm	$wm = wb - 4 \text{ mm}$

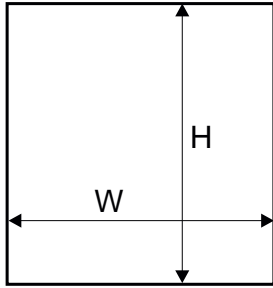
### ATTENTION!

*Mirror (4 mm) should be used with a safety backing film. Safety glass (4.5 mm) comprises of two thin layers with a film in-between. Both mirror and glass need fitting gasket.*





## Dimensions of opening



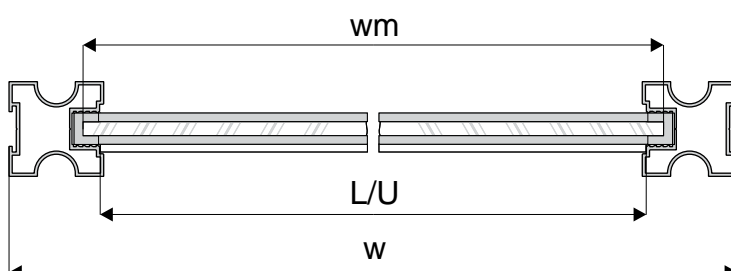
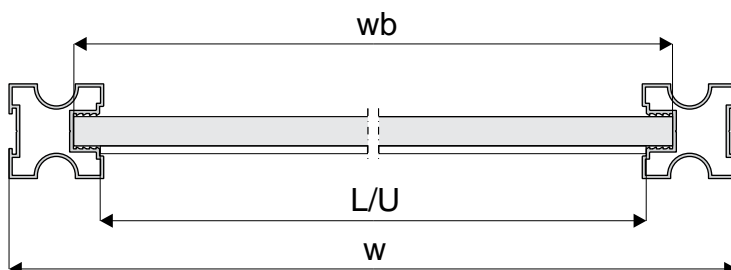
door filling:  
# 10 mm board,  
# 4 mm mirror or  
# 4.5 mm safety glass

handle length = door height

door height	- h	$h = H - 38 \text{ mm}$
door wing height with soft-close fitted	Mini SV40	$h = H - 42 \text{ mm}$
	Top SV60/80	$h = H - 45 \text{ mm}$
	SV-25 SV-50	$h = H - 38 \text{ mm}$
board height	- hb	$hb = h - 64 \text{ mm}$
door width	- w	$w = (W - 3 + Z) : N$
board width	- wb	$wb = w - 41 \text{ mm}$
lower horizontal profile length - L upper horizontal profile length - U		$L = U = w - 58 \text{ mm}$
mirror height	- hm	$hm = hb$
mirror width	- wm	$wm = wb - 4 \text{ mm}$

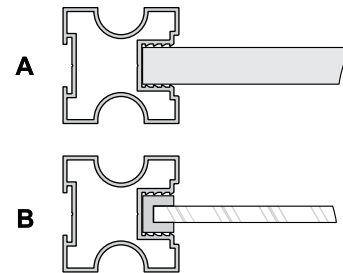
number of doors	- N	2	3
total overlap	- Z	30 mm	60 mm

visual design - 4 wings	
	$w = (W + 87) : 4$
	$w = (W : 2 + 27) : 2$

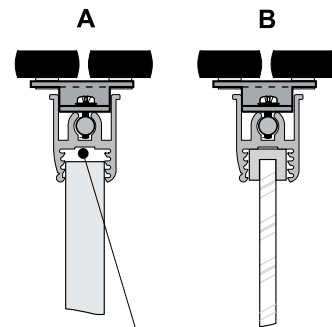


Installation method for fitting 10 mm board (diag. A) and 4 mm mirror or glass (diag. B)

- with handle

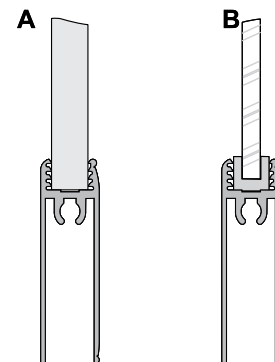


- with upper profile



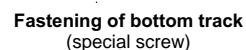
construction clearance included in the calculation of the height of board

- with lower profile



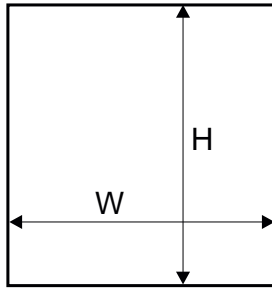
## ATTENTION!

*Mirror (4 mm) should be used with a safety backing film. Safety glass (4.5 mm) comprises of two thin layers with a film in-between. Both mirror and glass need fitting gasket.*



## 144

## Dimensions of opening



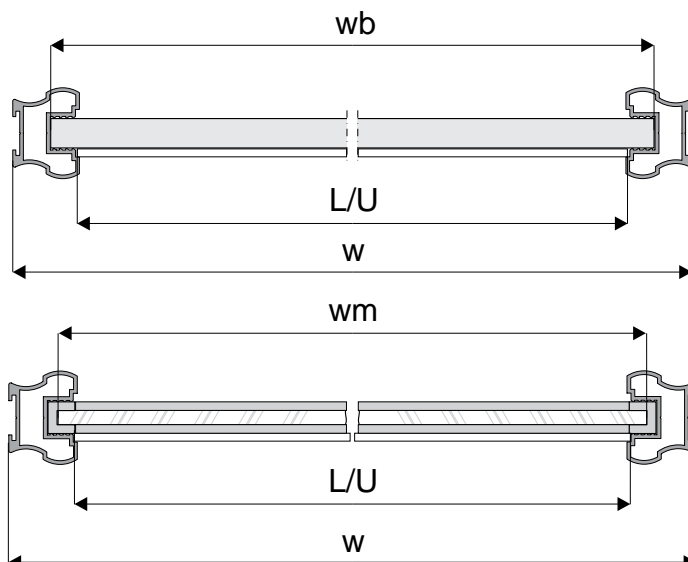
door filling:  
# 10 mm board,  
# 4 mm mirror or  
# 4.5 mm safety glass

handle length = door height

door height	- h	$h = H - 38 \text{ mm}$
door wing height with soft-close fitted	Mini SV40	$h = H - 42 \text{ mm}$
	Top SV60/80	$h = H - 45 \text{ mm}$
	SV-25 SV-50	$h = H - 38 \text{ mm}$
board height	- hb	$hb = h - 64 \text{ mm}$
door width	- w	$w = (W - 3 + Z) : N$
board width	- wb	$wb = w - 25 \text{ mm}$
lower horizontal profile length - L upper horizontal profile length - U		$L = U = w - 42 \text{ mm}$

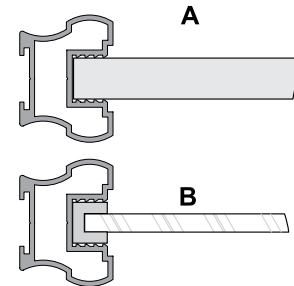
number of doors	- N	2	3
total overlap	- Z	22 mm	44 mm

visual design - 4 wings	
	$w = (W + 63) : 4$
	$w = (W : 2 + 19) : 2$

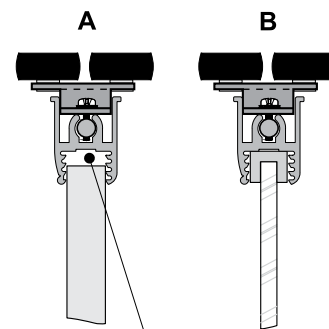


Installation method for fitting 10 mm board (diag. A) and 4 mm mirror or glass (diag. B)

- with handle

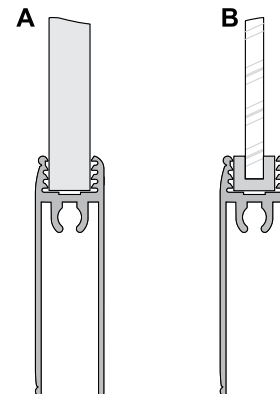


- with upper profile



construction clearance included in the calculation of the height of board

- with lower profile



door filling - glass or mirror # 4 mm

mirror height	- hm	$hm = hb$
mirror width	- wm	$wm = wb - 4 \text{ mm}$

## ATTENTION!

*Mirror (4 mm) should be used with a safety backing film. Safety glass (4.5 mm) comprises of two thin layers with a film in-between. Both mirror and glass need fitting gasket.*

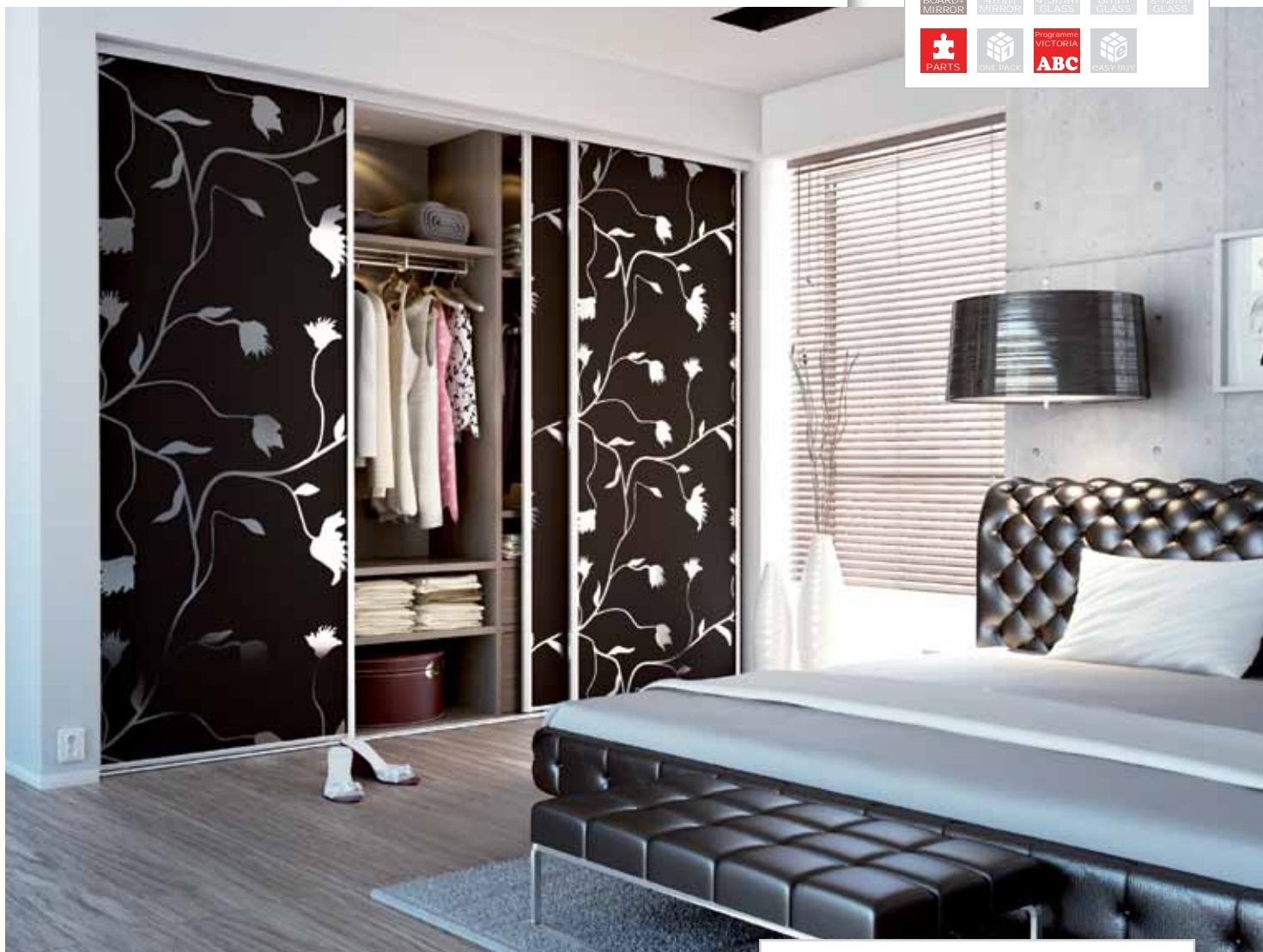
## SYSTEM

# GEMINI 18

Twin track sliding doors with bottom carriage system



8 kg	14 kg	16 kg	25 kg	35 kg
40 kg	45 kg	50 kg	60 kg	70 kg
100 kg	120 kg			
10mm BOARD	16mm BOARD	18mm BOARD	16-40mm BOARD	16-50mm BOARD
BOARD+MIRROR	4mm MIRROR	4.5mm GLASS	6mm GLASS	8-12mm GLASS
PARTS	ONE PACK	Programma VICTORIA ABC	EASY BUY	

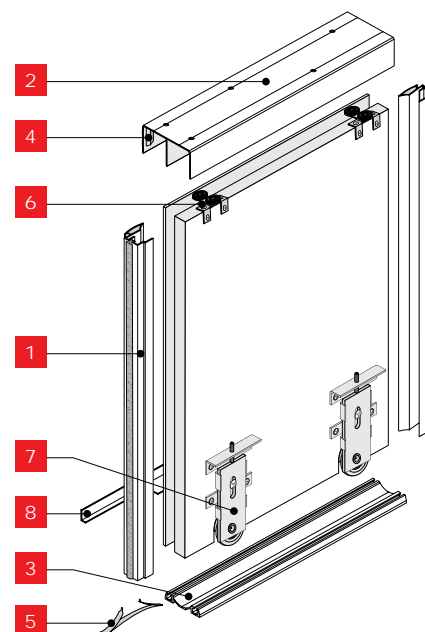


### CHARACTERISTICS

► Application	Sliding door
► Track	Twin
▼ Carriage system	Bottom
► Top guide	Ball bearing carriage
► Bottom guide	Ball bearing carriage (load bearing)
► Construction	Board
► Filling thickness	18 mm or 16 mm depending on handle used
► Filling type	18 mm, 16mm or 12 mm MFC + 4mm mirror depending on handle used
► Max. door load	50 kg
► Max. handle length	2.70 m
► Max. track length	6.00 m
► Textile door stops	Yes
► Anti-dust brushes	Yes
► Sales programme	VICTORIA + Components are available individually
► Decorative profile programme	DECOR

### USAGE

- Built-in furniture, walk-in wardrobes, wardrobes, attics





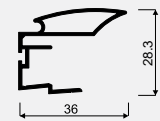


## Basic system components

### Handle **ALFA II**



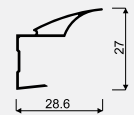
CODE	COLOUR	LENGTH (mm)	COLLECTIVE PACKAGING	PRICED PER	NET PRICE
03628	SILVER	2700	20	ITEM	
03627	LIGHT BROWN	2700	20	ITEM	
03658	GOLD	2700	20	ITEM	



### Handle **BETA I 6**



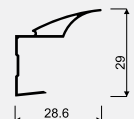
CODE	COLOUR	LENGTH (mm)	COLLECTIVE PACKAGING	PRICED PER	NET PRICE
02783	SILVER	2700	20	ITEM	
02782	LIGHT BROWN	2700	20	ITEM	
02784	GOLD	2700	20	ITEM	



### Handle **BETA I 8**



CODE	COLOUR	LENGTH (mm)	COLLECTIVE PACKAGING	PRICED PER	NET PRICE
02768	SILVER	2700	20	ITEM	
02767	LIGHT BROWN	2700	20	ITEM	
02769	GOLD	2700	20	ITEM	



### SET B2 I 6 II:

#### Handle **FACTOR I 6 II Decor**



**ABC**

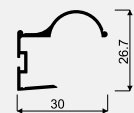
**DECOR**



Set includes 2 handles FACTOR I 6 II



CODE	COLOUR	LENGTH (mm)	COLLECTIVE PACKAGING	PRICED PER	NET PRICE
02734	SILVER	2700	10	SET	
02733	LIGHT BROWN	2700	10	SET	
02735	GOLD	2700	10	SET	



### SET B2 I 8 II:

#### Handle **FACTOR I 8 II Decor**



**ABC**

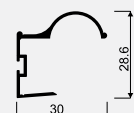
**DECOR**



Set includes 2 handles FACTOR I 8 II



CODE	COLOUR	LENGTH (mm)	COLLECTIVE PACKAGING	PRICED PER	NET PRICE
02737	SILVER	2700	10	SET	
02736	LIGHT BROWN	2700	10	SET	
02738	GOLD	2700	10	SET	







SYSTEM

## GEMINI 18

## Basic system components

Handle **FAWORYT II**

1f



CODE	COLOUR	LENGTH (mm)	COLLECTIVE PACKAGING	PRICED PER	NET PRICE
02697	SILVER	2700	20	ITEM	
02695	LIGHT BROWN	2700	20	ITEM	
02698	GOLD	2700	20	ITEM	

Handle **FIESTA 16 Decor****DECOR**

1g



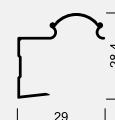
CODE	COLOUR	LENGTH (mm)	COLLECTIVE PACKAGING	PRICED PER	NET PRICE
01811	SILVER	2700	20	ITEM	
01810	LIGHT BROWN	2700	20	ITEM	
01812	GOLD	2700	20	ITEM	

Handle **FIESTA 18 Decor****DECOR**

1h



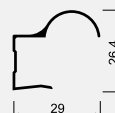
CODE	COLOUR	LENGTH (mm)	COLLECTIVE PACKAGING	PRICED PER	NET PRICE
01820	SILVER	2700	20	ITEM	
01819	LIGHT BROWN	2700	20	ITEM	
01821	GOLD	2700	20	ITEM	

Handle **FOCUS 16**

1i



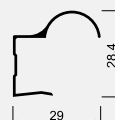
CODE	COLOUR	LENGTH (mm)	COLLECTIVE PACKAGING	PRICED PER	NET PRICE
00483	SILVER	2700	20	ITEM	
00482	LIGHT BROWN	2700	20	ITEM	
00484	GOLD	2700	20	ITEM	

Handle **FOCUS 18**

1j



CODE	COLOUR	LENGTH (mm)	COLLECTIVE PACKAGING	PRICED PER	NET PRICE
00490	SILVER	2700	20	ITEM	
00488	LIGHT BROWN	2700	20	ITEM	
00491	GOLD	2700	20	ITEM	





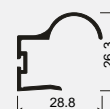
## Basic system components

Handle **FOCUS 16 II**

1k



CODE	COLOUR	LENGTH (mm)	COLLECTIVE PACKAGING	PRICED PER	NET PRICE
03840	SILVER	2700	20	ITEM	
03839	LIGHT BROWN	2700	20	ITEM	

Handle **FOCUS 18 II**

1l



CODE	COLOUR	LENGTH (mm)	COLLECTIVE PACKAGING	PRICED PER	NET PRICE
03842	SILVER	2700	20	ITEM	
03841	LIGHT BROWN	2700	20	ITEM	

Handle **UNIVERSAL 16 GM**

**i** Handle suitable for angled door system and for lock

1m



CODE	COLOUR	LENGTH (mm)	COLLECTIVE PACKAGING	PRICED PER	NET PRICE
02116	SILVER	2700	20	ITEM	
02120	LIGHT BROWN	2700	20	ITEM	
02121	GOLD	2700	20	ITEM	

Handle **UNIVERSAL 18 GM**

**i** Handle suitable for angled door system and for lock

1n



CODE	COLOUR	LENGTH (mm)	COLLECTIVE PACKAGING	PRICED PER	NET PRICE
02117	SILVER	2700	20	ITEM	
02119	LIGHT BROWN	2700	20	ITEM	
02118	GOLD	2700	20	ITEM	

**SET BI II:**Handle **VICTORIA II Decor**

Programme VICTORIA

ABC

DECOR

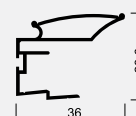
**i**

Set includes 2 handles VICTORIA II

1o



CODE	COLOUR	LENGTH (mm)	COLLECTIVE PACKAGING	PRICED PER	NET PRICE
50425	SILVER	2700	10	SET	
50424	LIGHT BROWN	2700	10	SET	
50426	GOLD	2700	10	SET	

Handle **VICTORIA II Decor**

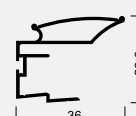
DECOR

**i**

1p



CODE	COLOUR	LENGTH (mm)	COLLECTIVE PACKAGING	PRICED PER	NET PRICE
02938	LIGHT BROWN	2700	20	ITEM	
03467	BLACK with brushed effect	2700	10	ITEM	
03468	COGNAC with brushed effect	2700	10	ITEM	





SYSTEM

**GEMINI I8**

Basic system components

Top track **GEMINI - Decor****DECOR**

2



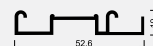
CODE	COLOUR	LENGTH (mm)	COLLECTIVE PACKAGING	PRICED PER	NET PRICE
01023	SILVER	1700	12	ITEM	
01008	LIGHT BROWN	1700	12	ITEM	
01030	GOLD	1700	12	ITEM	
02501	LIGHT BROWN with brushed effect	1700	12	ITEM	
03115	BLACK with brushed effect	1700	12	ITEM	
03119	COGNAC with brushed effect	1700	12	ITEM	
01025	SILVER	2350	12	ITEM	
01010	LIGHT BROWN	2350	12	ITEM	
01032	GOLD	2350	12	ITEM	
02498	LIGHT BROWN with brushed effect	2350	12	ITEM	
03116	BLACK with brushed effect	2350	12	ITEM	
03120	COGNAC with brushed effect	2350	12	ITEM	
01026	SILVER	3000	12	ITEM	
01011	LIGHT BROWN	3000	12	ITEM	
01033	GOLD	3000	12	ITEM	
02499	LIGHT BROWN with brushed effect	3000	12	ITEM	
03117	BLACK with brushed effect	3000	12	ITEM	
03121	COGNAC with brushed effect	3000	12	ITEM	
01469	SILVER	4050	12	ITEM	
01439	LIGHT BROWN	4050	12	ITEM	
01462	GOLD	4050	12	ITEM	
02500	LIGHT BROWN with brushed effect	4050	12	ITEM	
03118	BLACK with brushed effect	4050	12	ITEM	
03122	COGNAC with brushed effect	4050	12	ITEM	
01391	SILVER	6000	12	ITEM	
01390	LIGHT BROWN	6000	12	ITEM	
01392	GOLD	6000	12	ITEM	
03424	LIGHT BROWN with brushed effect	6000	12	ITEM	
03222	BLACK with brushed effect	6000	12	ITEM	
03524	COGNAC with brushed effect	6000	12	ITEM	

Bottom track **GEMINI Decor****DECOR**

3a



CODE	COLOUR	LENGTH (mm)	COLLECTIVE PACKAGING	PRICED PER	NET PRICE
00809	SILVER	1700	12	ITEM	
00798	LIGHT BROWN	1700	12	ITEM	
00816	GOLD	1700	12	ITEM	
00811	SILVER	2350	12	ITEM	
00800	LIGHT BROWN	2350	12	ITEM	
00818	GOLD	2350	12	ITEM	
00812	SILVER	3000	12	ITEM	
00801	LIGHT BROWN	3000	12	ITEM	
00819	GOLD	3000	12	ITEM	
01474	SILVER	4050	12	ITEM	
01478	LIGHT BROWN	4050	12	ITEM	
01476	GOLD	4050	12	ITEM	
02430	SILVER	6000	12	ITEM	
02429	LIGHT BROWN	6000	12	ITEM	
02431	GOLD	6000	12	ITEM	

**SET A**Programme  
VICTORIA  
**ABC****DECOR****i** Set includes Top track GEMINI,  
Bottom track GEMINI and Angle section K-2 Decor

2 + 3a + 8b



CODE	COLOUR	LENGTH (mm)	COLLECTIVE PACKAGING	PRICED PER	NET PRICE
01211	SILVER	1700	6	SET	
01208	LIGHT BROWN	1700	6	SET	
01214	GOLD	1700	6	SET	
01212	SILVER	2350	6	SET	
01209	LIGHT BROWN	2350	6	SET	
01215	GOLD	2350	6	SET	
01213	SILVER	3000	6	SET	
01210	LIGHT BROWN	3000	6	SET	
01216	GOLD	3000	6	SET	



## Basic system components

1

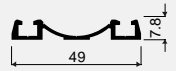
Bottom track

**ELEGANT - Decor****DECOR**

3b



CODE	COLOUR	LENGTH (mm)	COLLECTIVE PACKAGING	PRICED PER	NET PRICE
01277	SILVER	1700	12	ITEM	
01269	LIGHT BROWN	1700	12	ITEM	
01281	GOLD	1700	12	ITEM	
02494	LIGHT BROWN with brushed effect	1700	12	ITEM	
03107	BLACK with brushed effect	1700	12	ITEM	
03111	COGNAC with brushed effect	1700	12	ITEM	
01278	SILVER	2350	12	ITEM	
01270	LIGHT BROWN	2350	12	ITEM	
01282	GOLD	2350	12	ITEM	
02495	LIGHT BROWN with brushed effect	2350	12	ITEM	
03108	BLACK with brushed effect	2350	12	ITEM	
03112	COGNAC with brushed effect	2350	12	ITEM	
01279	SILVER	3000	12	ITEM	
01271	LIGHT BROWN	3000	12	ITEM	
01283	GOLD	3000	12	ITEM	
02496	LIGHT BROWN with brushed effect	3000	12	ITEM	
03109	BLACK with brushed effect	3000	12	ITEM	
03113	COGNAC with brushed effect	3000	12	ITEM	
01470	SILVER	4050	12	ITEM	
01438	LIGHT BROWN	4050	12	ITEM	
01512	GOLD	4050	12	ITEM	
02497	LIGHT BROWN with brushed effect	4050	12	ITEM	
03110	BLACK with brushed effect	4050	12	ITEM	
03114	COGNAC with brushed effect	4050	12	ITEM	
02427	SILVER	6000	12	ITEM	
02426	LIGHT BROWN	6000	12	ITEM	
02428	GOLD	6000	12	ITEM	
03423	LIGHT BROWN with brushed effect	6000	12	ITEM	
03223	BLACK with brushed effect	6000	12	ITEM	
03523	COGNAC with brushed effect	6000	12	ITEM	

Top carriage **DUO** positioner**i** Collective package contains 100 pcs

4



CODE	COLLECTIVE PACKAGING	PRICED PER	NET PRICE
20104	1	COLLECTIVE PACKAGE	

Stopper for  
bottom carriage **HI-TEC**

5



CODE	COLLECTIVE PACKAGING	PRICED PER	NET PRICE
20080	1000	ITEM	

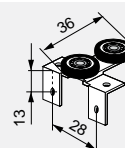
Guiding carriage

**FOCUS WPFc.-DUO**

6a




CODE	COLLECTIVE PACKAGING	PRICED PER	NET PRICE
10039	100	ITEM	



**SET:** Guiding carriage**FOCUS WPFc.-DUO Blister****i** Set includes two carriages, fully packaged

CODE	COLLECTIVE PACKAGING	PRICED PER	NET PRICE
10047	100	SET	

## Soft-close

**SEVROMATIC SV-25 & SV-50****i** Set includes 2 items L & R

CODE	KG	COLLECTIVE PACKAGING	PRICED PER	NET PRICE
20139	25	24	SET	
20200	50	24	SET	



## Bottom carriage

**WD I8 C HI-TEC**

CODE	COLLECTIVE PACKAGING	PRICED PER	NET PRICE
10057	100	ITEM	

**SET:** Bottom carriage**WD I8 C HI-TEC Blister****i** Set includes two carriages, fully packaged

CODE	COLLECTIVE PACKAGING	PRICED PER	NET PRICE
10059	50	SET	

## Bottom carriage

**WD I8 V HI-TEC**

CODE	COLLECTIVE PACKAGING	PRICED PER	NET PRICE
10060	100	ITEM	

**SET:** Bottom carriage**WD I8 V HI-TEC Blister****i** Set includes two carriages and stopper HI-TEC, fully packaged


CODE	COLLECTIVE PACKAGING	PRICED PER	NET PRICE
10058	50	SET	



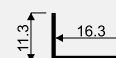
## Basic system components

SET C: WPFc-DUO +  
WD 18C HI-TEC Blister

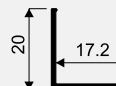
SET COMPONENTS	CODE	for 1 wing
SET CODE		10085
Guiding carriage FOCUS WPFc-DUO	10039	2 pcs
Bottom carriage WD 18C HI-TEC	10057	2 pcs
Positioner for top carriage DUO	20104	1 pc.
Screw	-	1 collective package
Assembly instructions	-	1 copy
NET PRICE		

Angle section **MINI 11 x 17**

CODE	COLOUR	LENGTH (mm)	COLLECTIVE PACKAGING	PRICED PER	NET PRICE
00102	SILVER	1700	120	ITEM	
00093	LIGHT BROWN	1700	120	ITEM	
00108	GOLD	1700	120	ITEM	
00103	SILVER	2350	120	ITEM	
00094	LIGHT BROWN	2350	120	ITEM	
00109	GOLD	2350	120	ITEM	
00104	SILVER	3000	120	ITEM	
00095	LIGHT BROWN	3000	120	ITEM	
00110	GOLD	3000	120	ITEM	

Angle section **ZW 20 x 18**

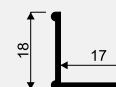
CODE	COLOUR	LENGTH (mm)	COLLECTIVE PACKAGING	PRICED PER	NET PRICE
00058	SILVER	1700	60	ITEM	
00052	LIGHT BROWN	1700	60	ITEM	
00061	GOLD	1700	60	ITEM	
00059	SILVER	2350	60	ITEM	
00053	LIGHT BROWN	2350	60	ITEM	
00062	GOLD	2350	60	ITEM	
00060	SILVER	3000	60	ITEM	
00054	LIGHT BROWN	3000	60	ITEM	
00063	GOLD	3000	60	ITEM	

Angle section **K2 Decor**

## DECOR



CODE	COLOUR	LENGTH (mm)	COLLECTIVE PACKAGING	PRICED PER	NET PRICE
00078	SILVER	1700	60	ITEM	
00069	LIGHT BROWN	1700	60	ITEM	
00081	GOLD	1700	60	ITEM	
02934	LIGHT BROWN with brushed effect	1700	60	ITEM	
03462	BLACK with brushed effect	1700	60	ITEM	
03459	COGNAC with brushed effect	1700	60	ITEM	
00079	SILVER	2350	60	ITEM	
00070	LIGHT BROWN	2350	60	ITEM	
00082	GOLD	2350	60	ITEM	
02935	LIGHT BROWN with brushed effect	2350	60	ITEM	
03463	BLACK with brushed effect	2350	60	ITEM	
03460	COGNAC with brushed effect	2350	60	ITEM	
00080	SILVER	3000	60	ITEM	
00071	LIGHT BROWN	3000	60	ITEM	
00083	GOLD	3000	60	ITEM	
02936	LIGHT BROWN with brushed effect	3000	60	ITEM	
03464	BLACK with brushed effect	3000	60	ITEM	
03461	COGNAC with brushed effect	3000	60	ITEM	







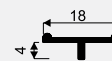
## T-profile 04-Decor



DECOR



CODE	COLOUR	LENGTH (mm)	COLLECTIVE PACKAGING	PRICED PER	NET PRICE
00691	SILVER	3000	60	ITEM	
00688	LIGHT BROWN	3000	60	ITEM	
00692	GOLD	3000	60	ITEM	



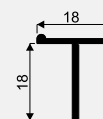
## T-profile 18-Decor



DECOR



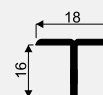
CODE	COLOUR	LENGTH (mm)	COLLECTIVE PACKAGING	PRICED PER	NET PRICE
01373	SILVER	3000	60	ITEM	
01370	LIGHT BROWN	3000	60	ITEM	
01374	GOLD	3000	60	ITEM	



## T-profile ZW



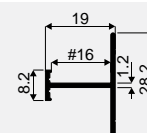
CODE	COLOUR	LENGTH (mm)	COLLECTIVE PACKAGING	PRICED PER	NET PRICE
00706	SILVER	3000	60	ITEM	
00703	LIGHT BROWN	3000	60	ITEM	
00707	GOLD	3000	60	ITEM	



## H-Profile H08/16



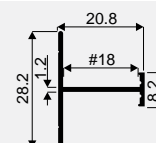
CODE	COLOUR	LENGTH (mm)	COLLECTIVE PACKAGING	PRICED PER	NET PRICE
03935	SILVER	3000	60	ITEM	
03934	LIGHT BROWN	3000	60	ITEM	



## H-Profile H08/18



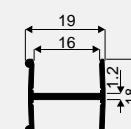
CODE	COLOUR	LENGTH (mm)	COLLECTIVE PACKAGING	PRICED PER	NET PRICE
00199	SILVER	3000	60	ITEM	
01877	LIGHT BROWN	3000	60	ITEM	
01878	GOLD	3000	60	ITEM	



## H-Profile H16-Decor



CODE	COLOUR	LENGTH (mm)	COLLECTIVE PACKAGING	PRICED PER	NET PRICE
03937	SILVER	3000	60	ITEM	
03936	LIGHT BROWN	3000	60	ITEM	





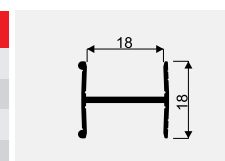
H-profile **H18-Decor**



**DECOR**

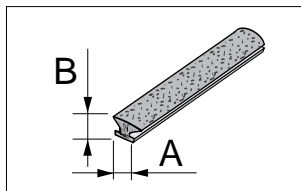


CODE	COLOUR	LENGTH (mm)	COLLECTIVE PACKAGING	PRICED PER	NET PRICE
00215	SILVER	3000	60	ITEM	
00212	LIGHT BROWN	3000	60	ITEM	
00216	GOLD	3000	60	ITEM	
02937	LIGHT BROWN with brushed effect	3000	60	ITEM	
03466	BLACK with brushed effect	3000	60	ITEM	
03465	COGNAC with brushed effect	3000	60	ITEM	



**TEXTILE DOOR STOP  
and ANTI-DUST BRUSHES**

**i** All brushes on page 372

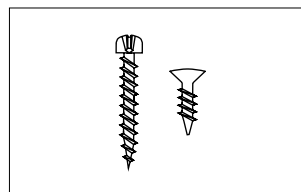


CODE	NAME	A (mm)	B (mm)	INSTALLATION	COLLECTIVE PACKAGING	PRICED PER	NET PRICE
20020	ANTI-DUST BRUSH	4.8	4	INSERTED	550	RUNNING METRE	
20225	ANTI-DUST BRUSH	4.8	4	INSERTED	10	COLLECTIVE PACKAGE (100 r.m.)	
20023	ANTI-DUST BRUSH	4.8	4	SELF-ADHESIVE	550	RUNNING METRE	
20228	ANTI-DUST BRUSH	4.8	4	SELF-ADHESIVE	10	COLLECTIVE PACKAGE (100 r.m.)	
20027	TEXTILE DOOR STOP	6.7	13	SELF-ADHESIVE	200	RUNNING METRE	
20227	TEXTILE DOOR STOP	6.7	13	SELF-ADHESIVE	12	COLLECTIVE PACKAGE (50 r.m.)	
20143	TEXTILE DOOR STOP	6.7	9	SELF-ADHESIVE	200	RUNNING METRE	

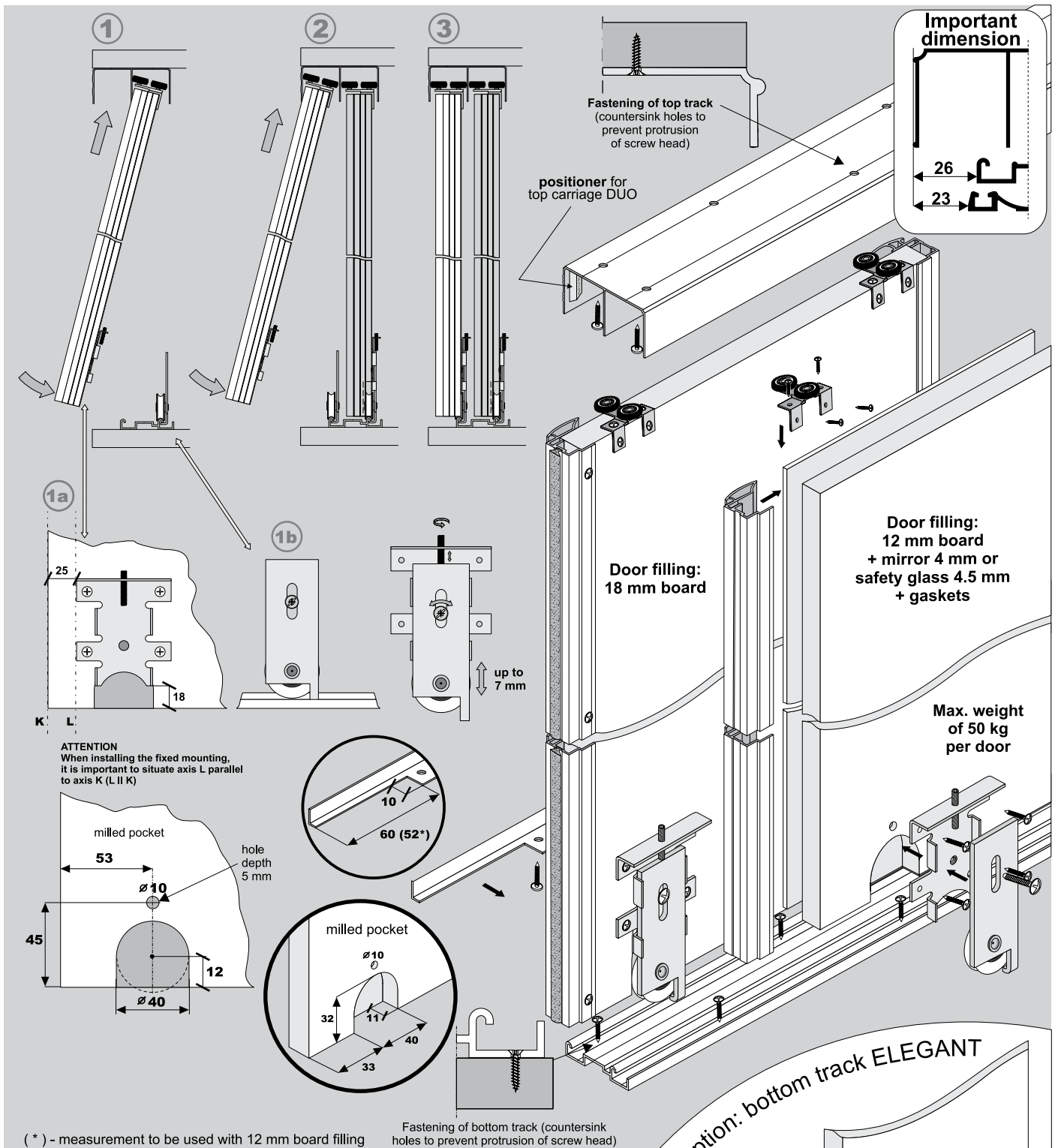
<p>Handle <b>ALFA II</b></p>	<p>Handle <b>BETA 16 &amp; 18</b></p>	<p>Handle <b>FACTOR 16 &amp; 18 II</b></p>	<p>Handle <b>FAWORYT II</b></p>
<p>Handle <b>FIESTA 16 &amp; 18</b></p>	<p>Handle <b>FOCUS 16 &amp; 18</b></p>	<p>Handle <b>FOCUS 16 &amp; 18 II</b></p>	<p>Handle <b>UNIVERSAL 16 &amp; 18 GM</b></p>
<p>Handle <b>VICTORIA II</b></p>			

Screws **SMART and UNIX**

**i** Collective package contains 100 screws



CODE	NAME	DIMENSIONS (mm)	COLLECTIVE PACKAGING	PRICED PER	NET PRICE
20041	SCREW SMART	2.5 x 18	1	COLLECTIVE PACKAGE	
20092	SCREW SMART	2.5 x 25	1	COLLECTIVE PACKAGE	
20107	COUNTERSUNK SCREW UNIX	3 x 13	1	COLLECTIVE PACKAGE	

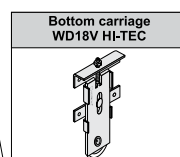


## COMPONENTS

<b>Handle Alfa II</b> anti-dust brush (self-adhesive) 6,7 mm x 13 mm textile door stop (inserted) 4,8 mm x 4 mm <b>#16 / #18</b> Length 2,7 m	<b>Top track Gemini - Decor</b> 76 mm Length 1,7 m, 2,35 m, 3,0 m, 4,05 m, 6,0 m	<b>Bottom track Gemini - Decor</b> 53 mm Length 1,7 m, 2,35 m, 3,0 m, 4,05 m, 6,0 m
<b>Guiding carriage Focus WPFc-Duo</b> 	<b>Angle section Mini</b> 11 mm x 17 mm Length 1,7 m, 2,35 m, 3,0 m	<b>Bottom carriage WD18C HI-TEC</b> 

Option: bottom track **ELEGANT**

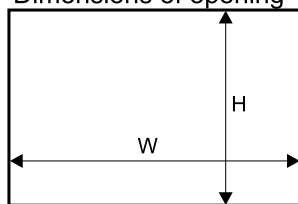
With **ALFA** set you may use bottom track **ELEGANT** along with bottom carriage **WD18V HI-TEC**. Fitting measurements are not affected.



Stopper **HI-TEC**

Fastening of bottom track (special screw)

### Dimensions of opening



handle length = door height

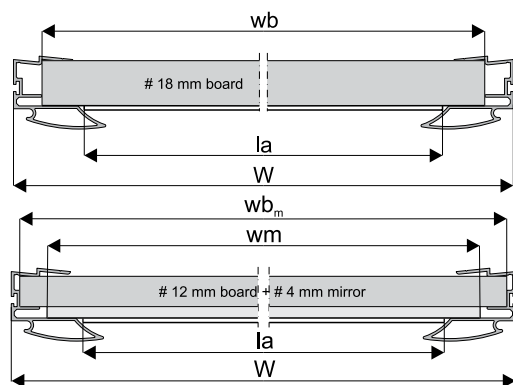
### ATTENTION! Calculations for handle with inserted brush

door height	- h	$h = H - 38 \text{ mm}$
board height	- hb	$hb = h - 2 \text{ mm}$
door width	- w	$w = (W - 3 + Z) : N$
board width <b>#18</b>	- wb	$wb = w - 22 \text{ mm}$
board width <b>#12</b>	- wb <sub>m</sub>	$wb_m = w - 7 \text{ mm}$
angle section length	- la	this size is determined after door construction

number of doors	- N	2	3
total overlap	- Z	36 mm	72 mm

### visual design - 4 wings

	$w = (W + 105) : 4$
	$w = (W : 2 + 33) : 2$

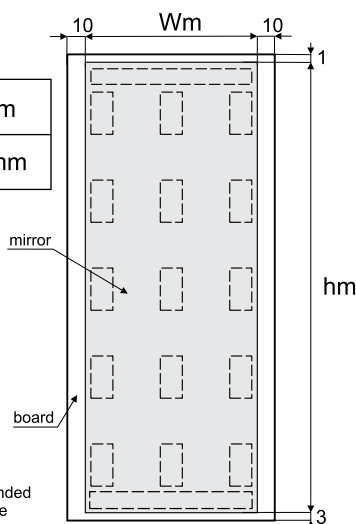


### mirror dimensions

mirror height - hm = hb - 4 mm

mirror width - wm = wb<sub>m</sub> - 20 mm

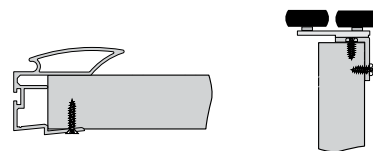
**ATTENTION:**  
Board to mirror contact area should be free from dirt and grease before applying double-sided tape.



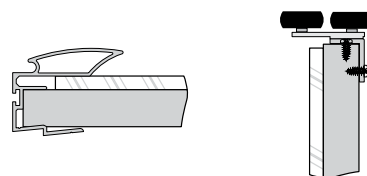
Broken line indicates recommended positioning of double-sided tape

- When fitting handle profiles, do not use assembly adhesive
- The handle should be fixed to board with fastening screws on the inner door face

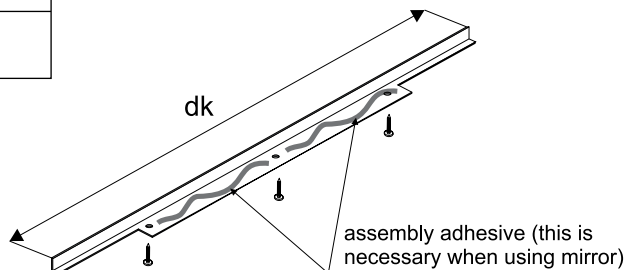
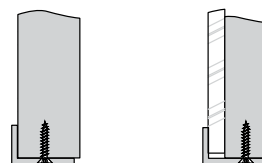
Installation method for handle and guiding carriage with # 18 mm board



Installation method for handle and guiding carriage with # 12 mm board + # 4 mm mirror



Installation method for angle section 1, 11 mm x 17 mm



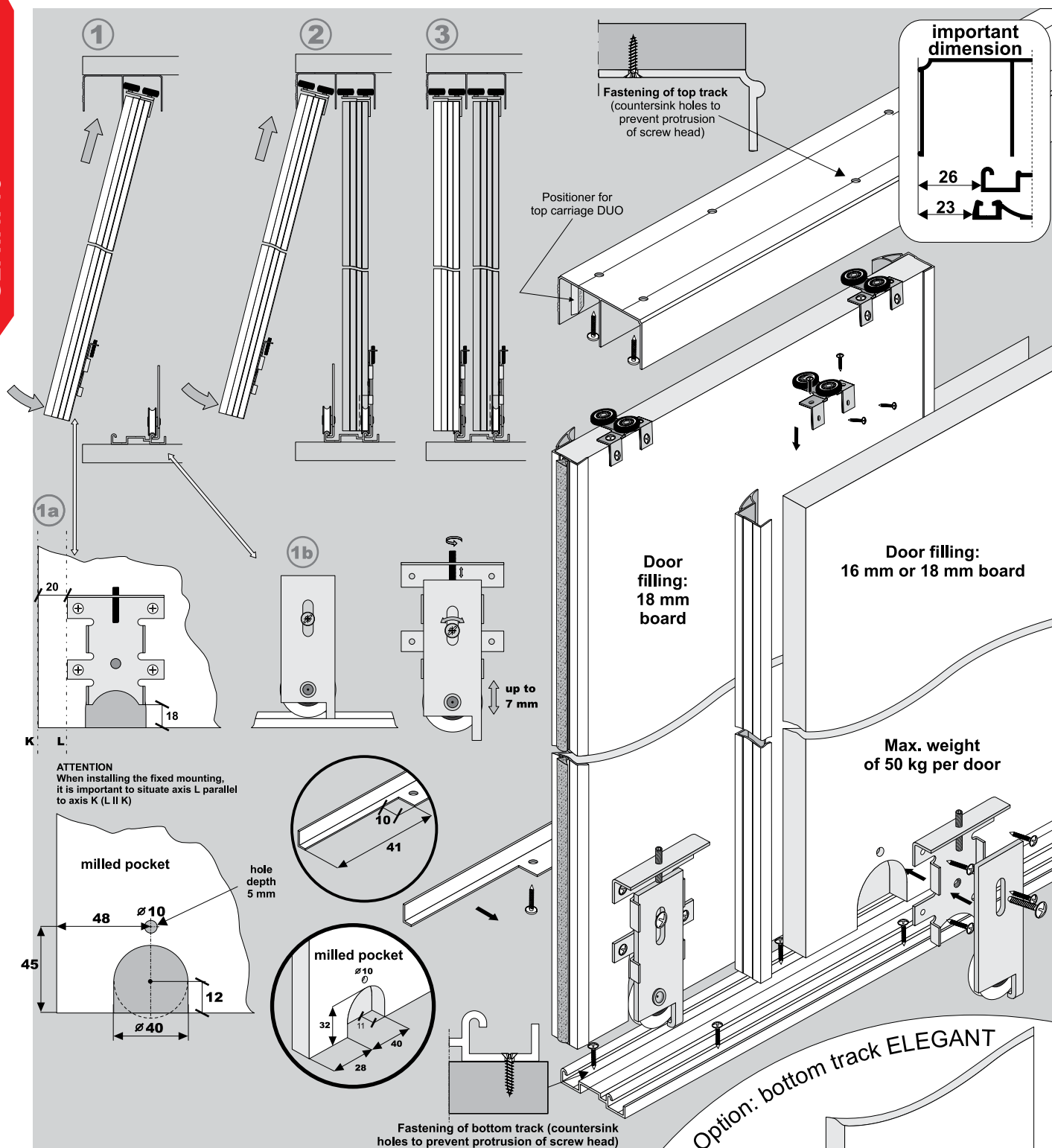
### ATTENTION!

Angle section must be fastened to board with minimum 3 screws  $\varnothing 3 \times 25$ .

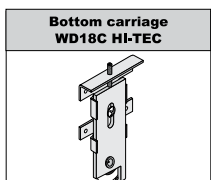
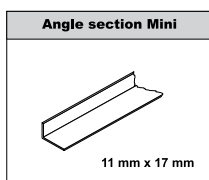
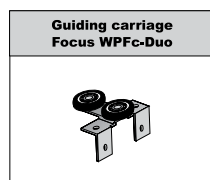
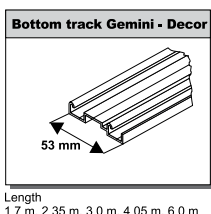
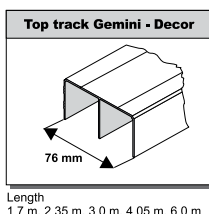
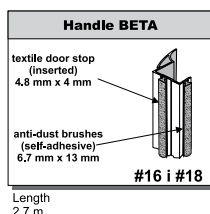
**ATTENTION!**  
Handle profile should be 2 mm longer than board height.

### WARNING

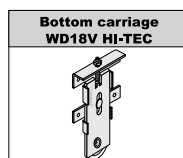
**SEVROLL does not bear any responsibility for deformation resulting from the application of improper quality of boards (improper storage, improper humidity)**



## COMPONENTS



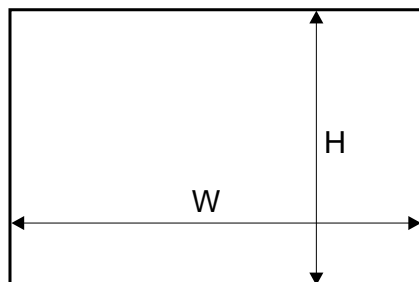
With BETA  
set you may use  
bottom track **ELEGANT**  
along with bottom carriage  
WD18V HI-TEC.  
Fitting measurements  
are not affected.



Stopper **HI-TEC**

Fastening of bottom track  
(special screw)

### Dimensions of opening


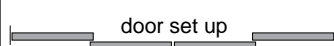


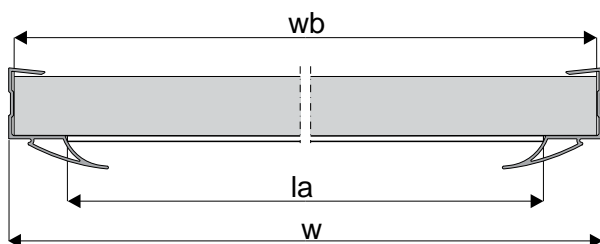
handle length = door height

### door filling - # 16 mm or # 18 board

door height	- h	$h = H - 38 \text{ mm}$
board height	- hb	$hb = h - 2 \text{ mm}$
door width	- w	$w = (W - 3 + Z) : N$
board width	- wb	$wb = w - 3 \text{ mm}$
angle section length	- la	this size is determined after door construction

number of doors	- N	2	3
total overlap	- Z	29 mm	58 mm

visual design - 4 wings	
	$w = (W + 84) : 4$
	$w = (W : 2 + 26) : 2$

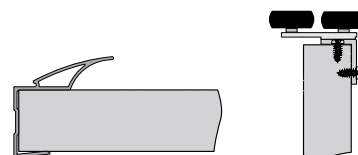


### ATTENTION!

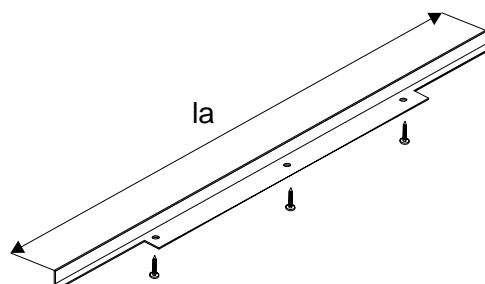
Handle profile should be 2 mm longer than board height.

- When fitting handle profiles, do not use assembly adhesive

### Installation method for handle and guiding carriage with # 16 mm or # 18 mm board



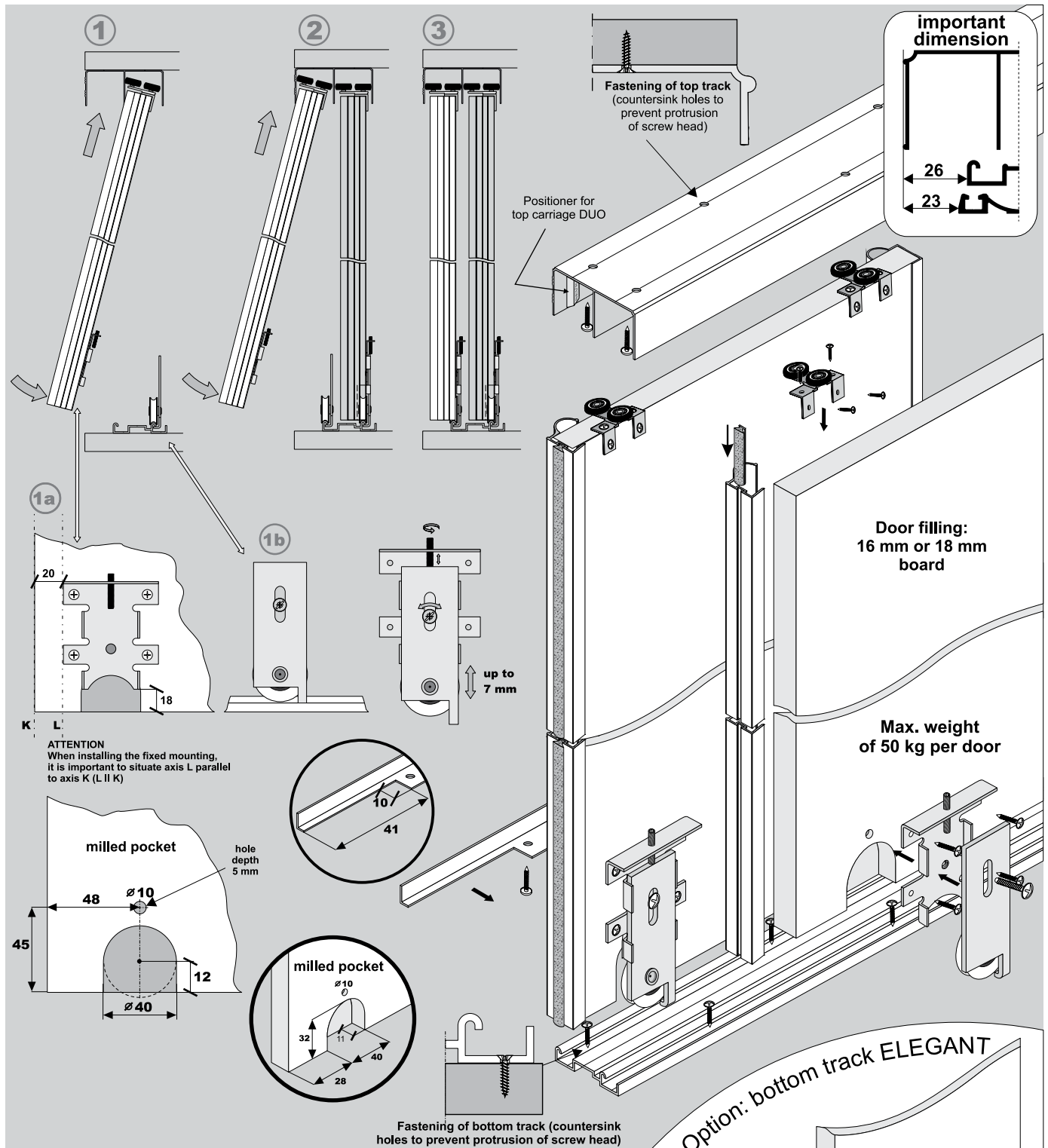
### Installation method for angle section 11 mm x 17 mm



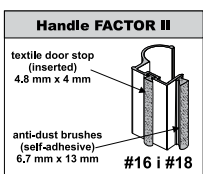
### WARNING

SEVROLL does not bear any responsibility for deformation resulting from the application of improper quality of boards (improper storage, improper humidity)

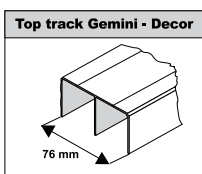




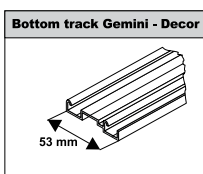
## COMPONENTS



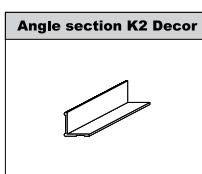
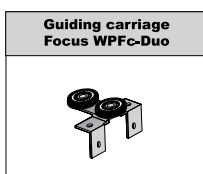
Length  
2.7 m



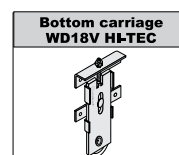
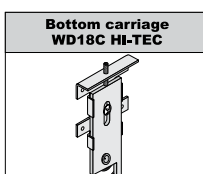
Length  
1.7 m, 2.35 m, 3.0 m, 4.05 m, 6.0 m



Length  
1.7 m, 2.35 m, 3.0 m, 4.05 m, 6.0 m



Length  
1.7 m, 2.35 m, 3.0 m

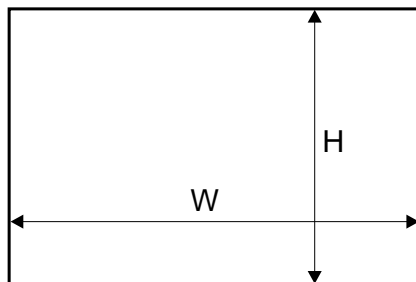


With **FACTOR**  
set you may use  
bottom track **ELEGANT**  
along with bottom carriage  
WD18V HI-TEC.  
Fitting measurements  
are not affected.

Stopper **HI-TEC**

Fastening of bottom track  
(special screw)

### Dimensions of opening



### door filling - # 16 mm or # 18 board

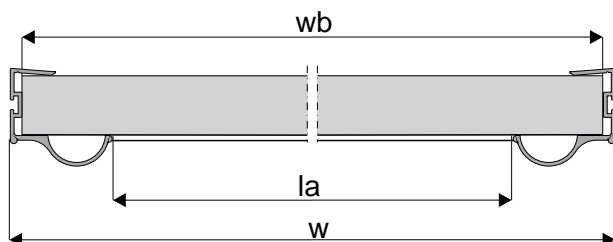
handle length = door height

### ATTENTION! Calculations for handle with inserted brush

door height	- h	$h = H - 38 \text{ mm}$
board height	- hb	$hb = h - 2 \text{ mm}$
door width	- w	$w = (W - 3 + Z) : N$
board width	- wb	$wb = w - 7 \text{ mm}$
angle section length	- la	this size is determined after door construction

number of doors	- N	2	3
total overlap	- Z	30 mm	60 mm

visual design - 4 wings	
	$w = (W + 87) : 4$
	$w = (W : 2 + 27) : 2$

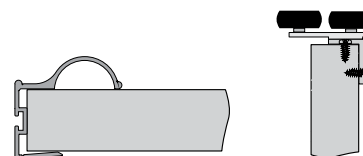


### ATTENTION!

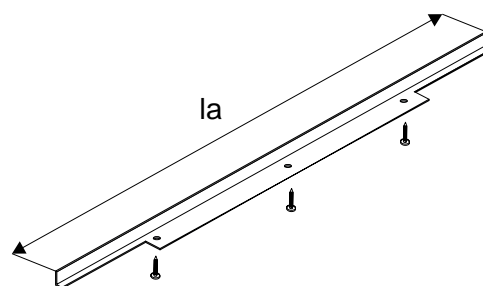
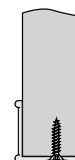
*Handle profile should be 2 mm longer than board height.*

- When fitting handle profiles, do not use assembly adhesive

### Installation method for handle and guiding carriage with # 16 mm or # 18 mm board

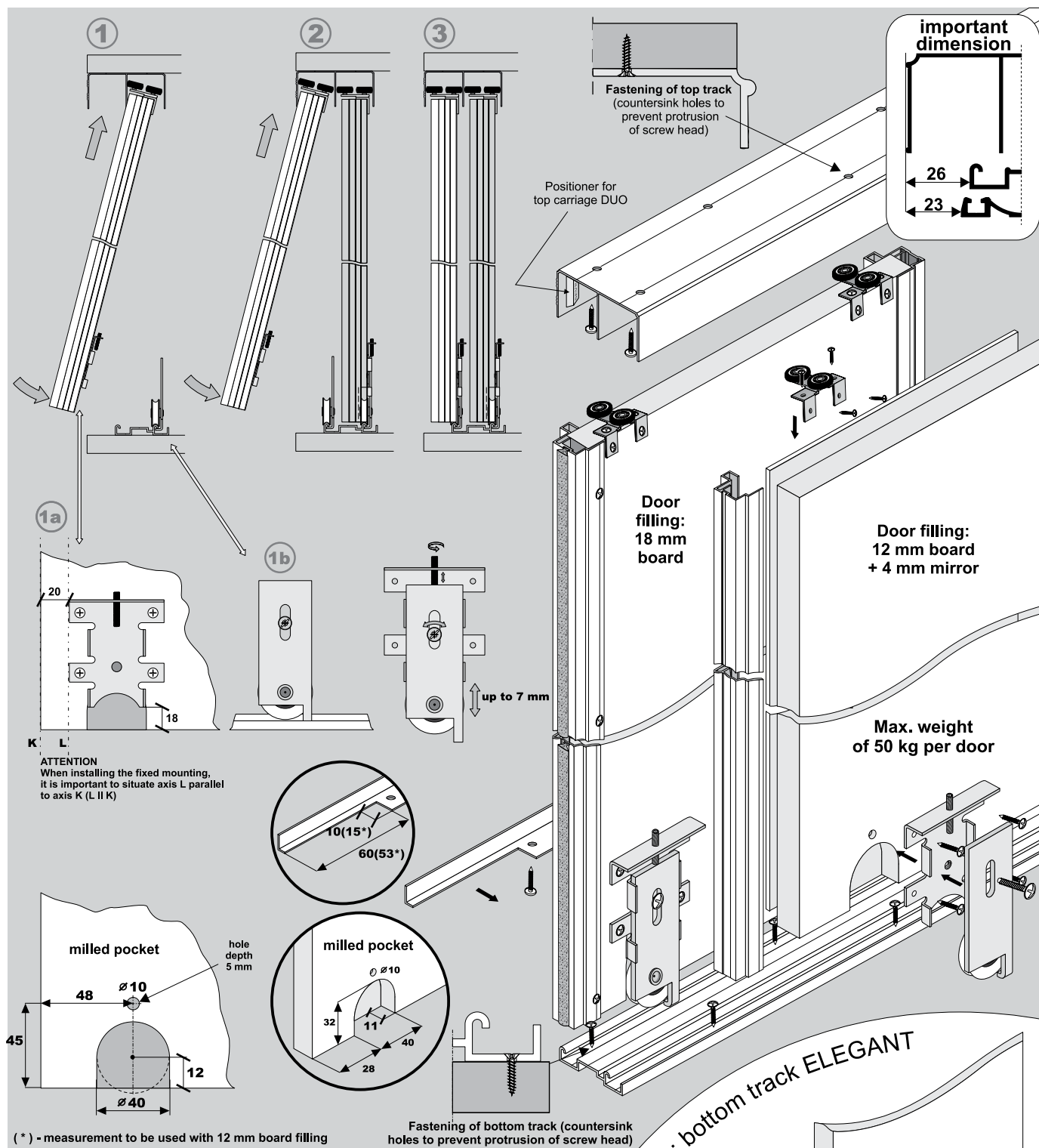


### Installation method for angle section K2 Decor

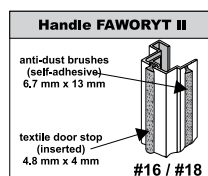


### WARNING

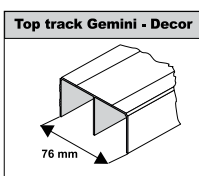
*SEVROLL does not bear any responsibility for deformation resulting from the application of improper quality of boards (improper storage, improper humidity)*



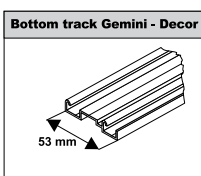
## COMPONENTS



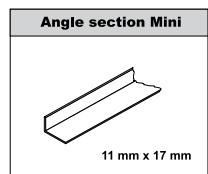
Length  
2,7 m



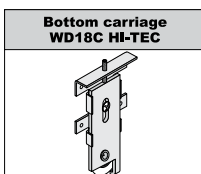
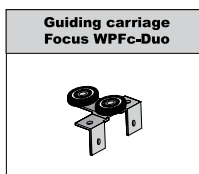
Length  
1,7 m, 2,35 m, 3,0 m, 4,05 m, 6,0 m



Length  
1,7 m, 2,35 m, 3,0 m, 4,05 m, 6,0 m

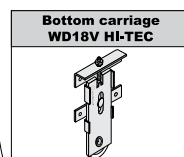


Length  
1,7 m, 2,35 m, 3,0 m



Option: bottom track **ELEGANT**

With **FAWORYT** set you may use bottom track **ELEGANT** along with bottom carriage **WD18V HI-TEC**. Fitting measurements are not affected.



Stoper **HI-TEC**

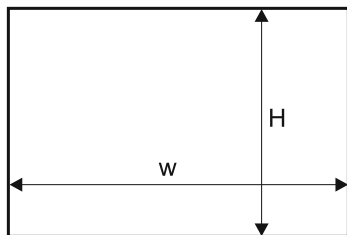
Fastening of bottom track (special screw)

# Size calculation method for line FAWORYT

in system GEMINI 18



## Dimensions of opening



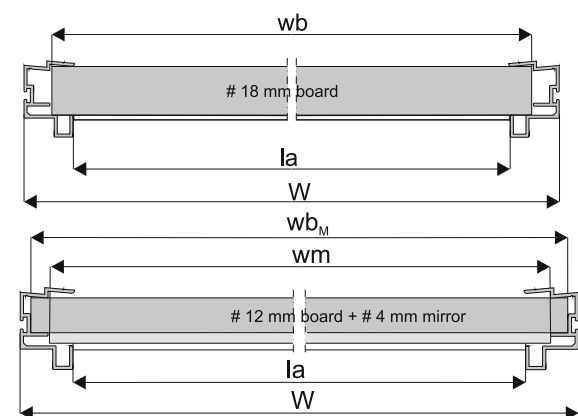
handle length = door height

## ATTENTION! Calculations for handle with inserted brush

door height	- h	$h = H - 38 \text{ mm}$
board height	- hb	$hb = h - 2 \text{ mm}$
door width	- w	$w = (W - 3 + Z) : N$
board width #18	- wb	$wb = w - 19 \text{ mm}$
board width #12	- wb <sub>L</sub>	$wb_L = w - 7 \text{ mm}$
angle section length	- la	this size is determined after door construction
number of doors	- N	2    3
total overlap	- Z	18 mm    36 mm

### visual design - 4 wings

	$w = (W + 51) : 4$
	$w = (W : 2 + 15) : 2$



## mirror dimension

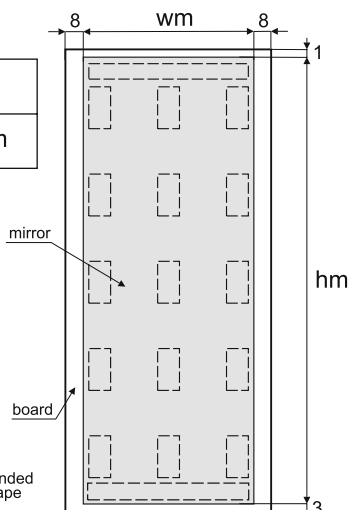
mirror height -  $hm = hb - 4 \text{ mm}$

mirror width -  $wm = wb_L - 16 \text{ mm}$

### ATTENTION:

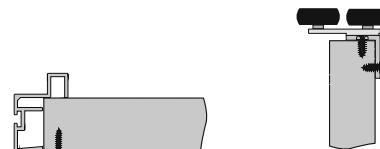
Board to mirror contact area should be free from dirt and grease before applying double-sided tape.

Broken line indicates recommended positioning of double-sided tape

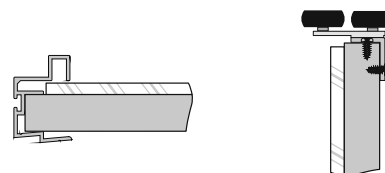


- When fitting handle profiles, do not use assembly adhesive
- The handle should be fixed to board with fastening screws on the inner door face

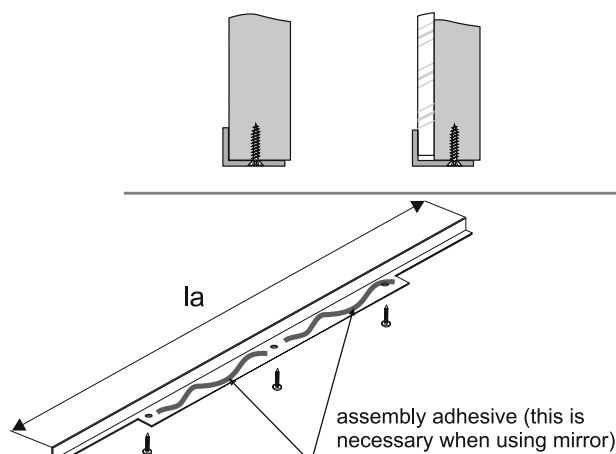
### Installation method for handle and guiding carriage with # 18 mm board



### Installation method for handle and guiding carriage with # 12 mm board + # 4 mm mirror



### Installation method for angle section 11 mm x 17 mm



### ATTENTION!

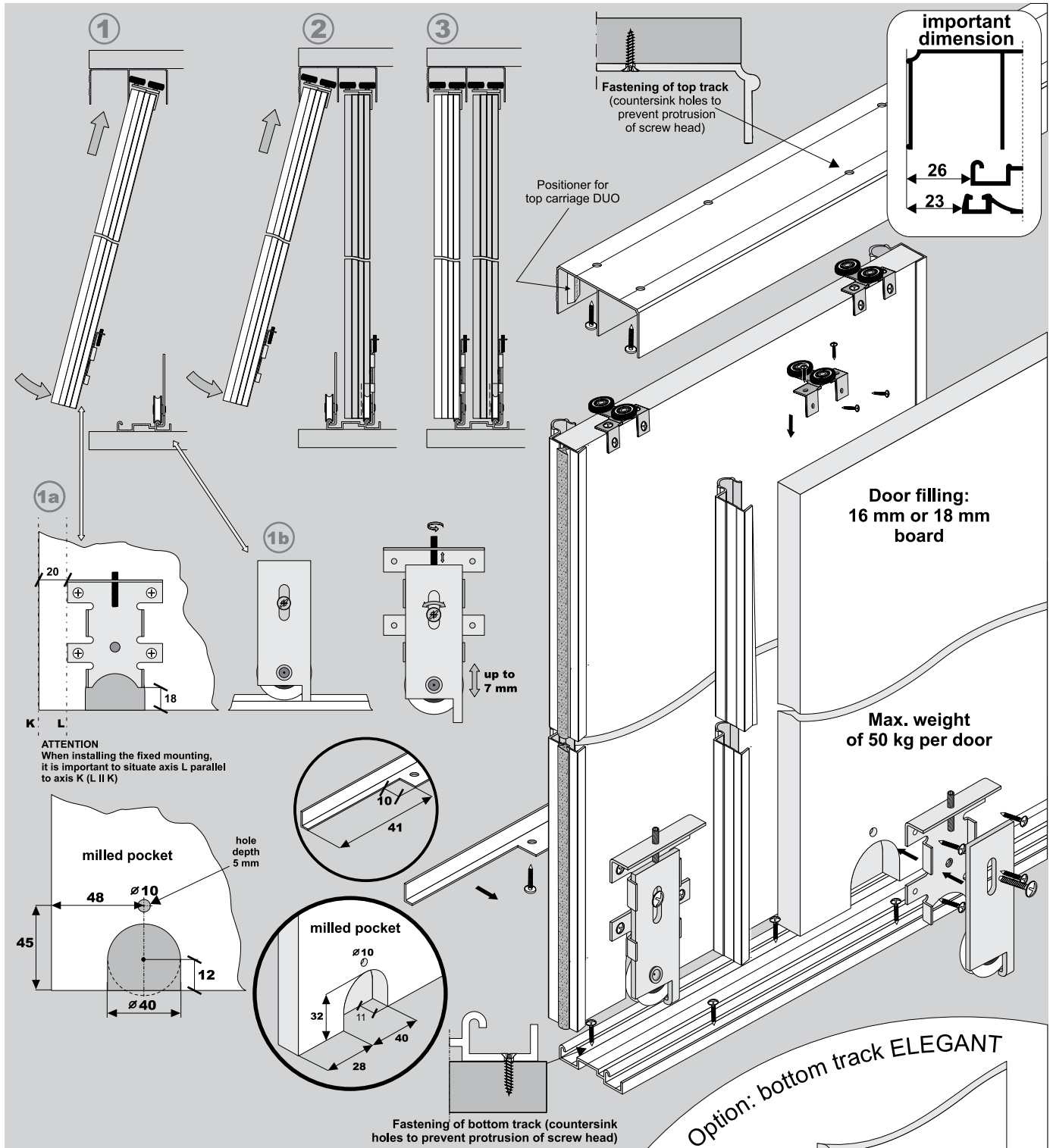
Angle section must be fastened to board with minimum 3 screws  $\varnothing 3 \times 25$ .

## ATTENTION!

Handle profile should be 2 mm longer than board height.

## WARNING

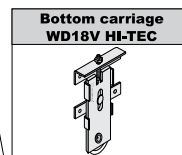
SEVROLL does not bear any responsibility for deformation resulting from the application of improper quality of boards (improper storage, improper humidity).



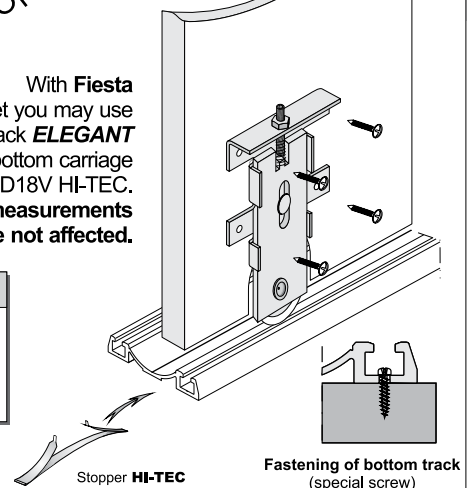
## COMPONENTS

<b>Handle Fiesta</b>  #16 i #18 Length 2,7 m	<b>Top track Gemini - Decor</b>  Length 1,7 m, 2,35 m, 3,0 m, 4,05 m, 6,0 m	<b>Bottom track Gemini - Decor</b>  Length 1,7 m, 2,35 m, 3,0 m, 4,05 m, 6,0 m
<b>Guiding carriage Focus WPFc-Duo</b> 	<b>Angle section K2-Decor</b>  Length 1,7 m, 2,35 m, 3,0 m	<b>Bottom carriage WD18C HI-TEC</b> 

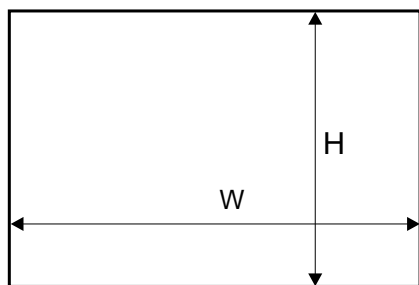
With Fiesta set you may use bottom track **ELEGANT** along with bottom carriage WD18V HI-TEC. Fitting measurements are not affected.



Option: bottom track **ELEGANT**



### Dimensions of opening



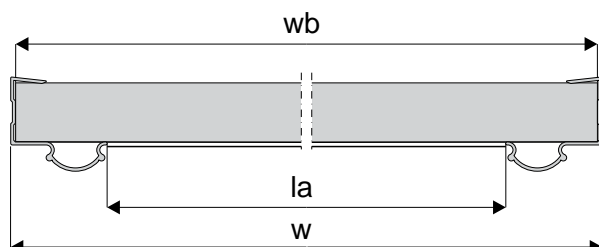
handle length = door height

### door filling - # 16 mm or # 18 board

door height	- h	$h = H - 38 \text{ mm}$
board height	- hb	$hb = h - 2 \text{ mm}$
door width	- w	$w = (W - 3 + Z) : N$
board width	- wb	$wb = w - 3 \text{ mm}$
angle section length	- la	this size is determined after door construction

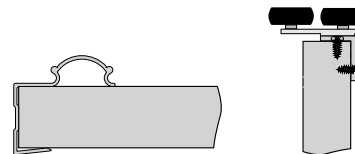
number of doors	- N	2	3
total overlap	- Z	30 mm	60 mm

visual design - 4 wings	
	$w = (W + 87) : 4$
	$w = (W : 2 + 27) : 2$

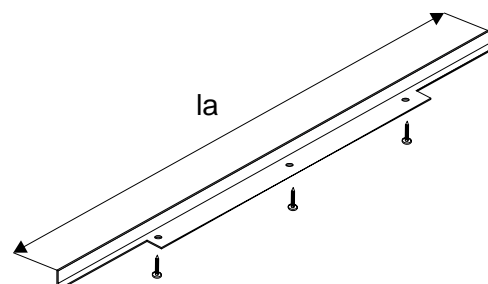
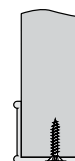


- When fitting handle profiles, do not use assembly adhesive

Installation method for handle and guiding carriage with # 16 mm or # 18 mm board



Installation method for angle section k2 Decor



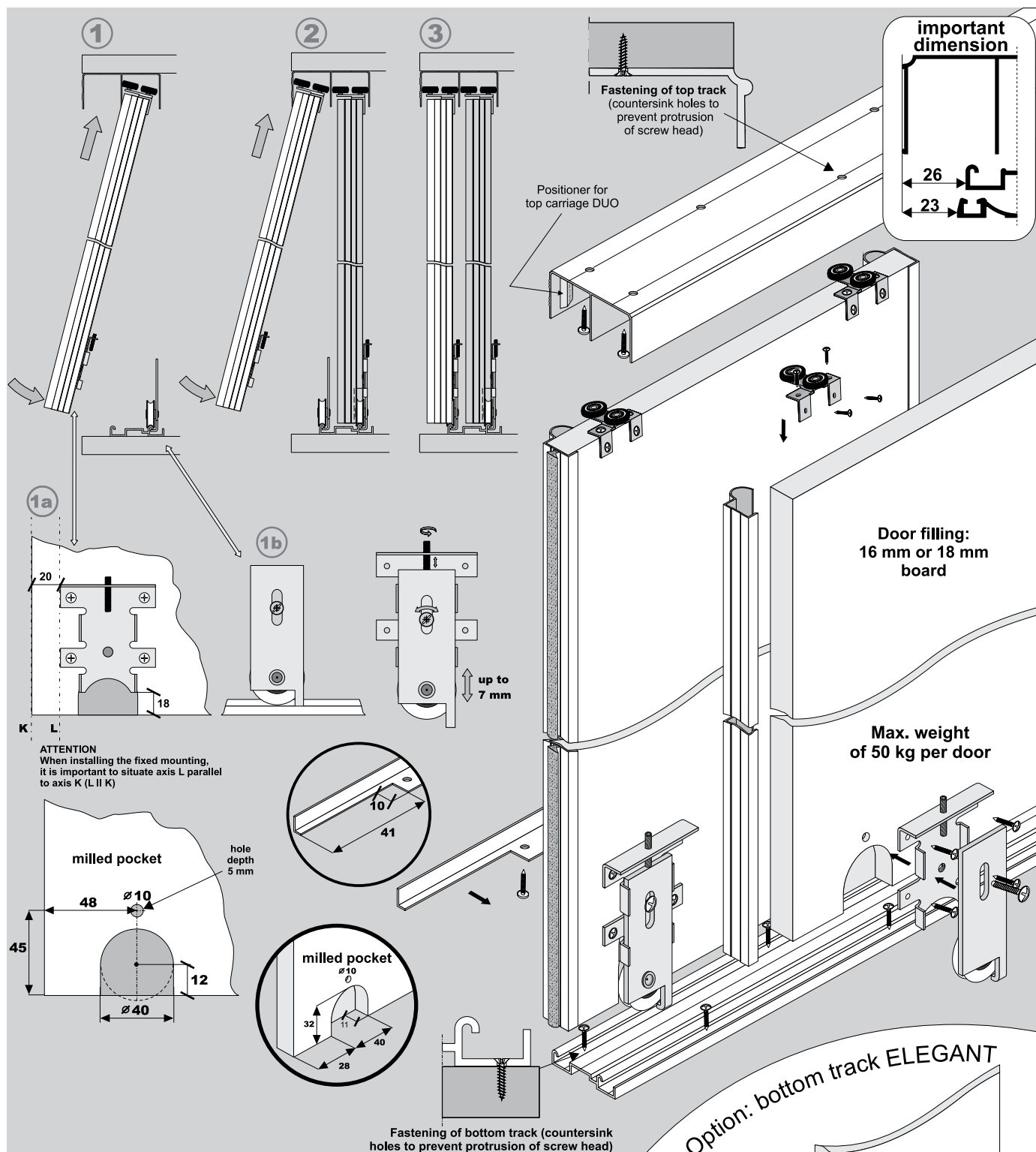
### ATTENTION!

Handle profile should be 2 mm longer than board height.

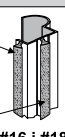
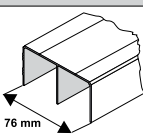
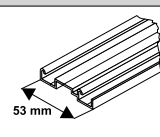

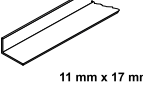
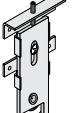
### WARNING

SEVROLL does not bear any responsibility for deformation resulting from the application of improper quality of boards (improper storage, improper humidity)

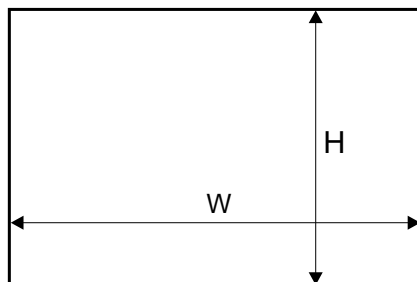




## COMPONENTS

<b>Handle FOCUS</b>  anti-dust brushes (inserted) 6.7 mm x 13 mm textile door stop (self-adhesive) 4.8 mm x 4 mm <b>#16 i #18</b> Length 2.7 m	<b>Top track Gemini - Decor</b>  76 mm Length 1.7 m, 2.35 m, 3.0 m, 4.05 m, 6.0 m	<b>Bottom track Gemini - Decor</b>  53 mm Length 1.7 m, 2.35 m, 3.0 m, 4.05 m, 6.0 m
<b>Guiding carriage Focus WPFc-Duo</b> 	<b>Angle section Mini</b>  11 mm x 17 mm Length 1.7 m, 2.35 m, 3.0 m	<b>Bottom carriage WD18C HI-TEC</b> 

### Dimensions of opening



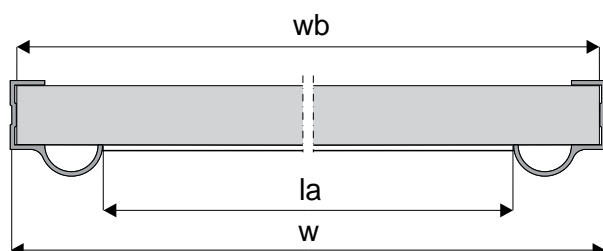
handle length = door height

### door filling - # 16 mm or # 18 board

door height	- h	$h = H - 38 \text{ mm}$
board height	- hb	$hb = h - 2 \text{ mm}$
door width	- w	$w = (W - 3 + Z) : N$
board width	- wb	$wb = w - 3 \text{ mm}$
angle section length	- la	this size is determined after door construction

number of doors	- N	2	3
total overlap	- Z	30 mm	60 mm

visual design - 4 wings	
	$w = (W + 87) : 4$
	$w = (W : 2 + 27) : 2$

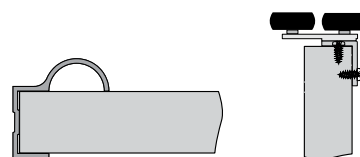


### ATTENTION!

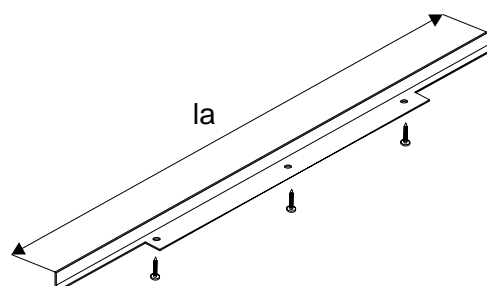

**Handle profile should be 2 mm longer than board height.**

- When fitting handle profiles, do not use assembly adhesive

Installation method for handle and guiding carriage with # 16 mm or # 18 mm board

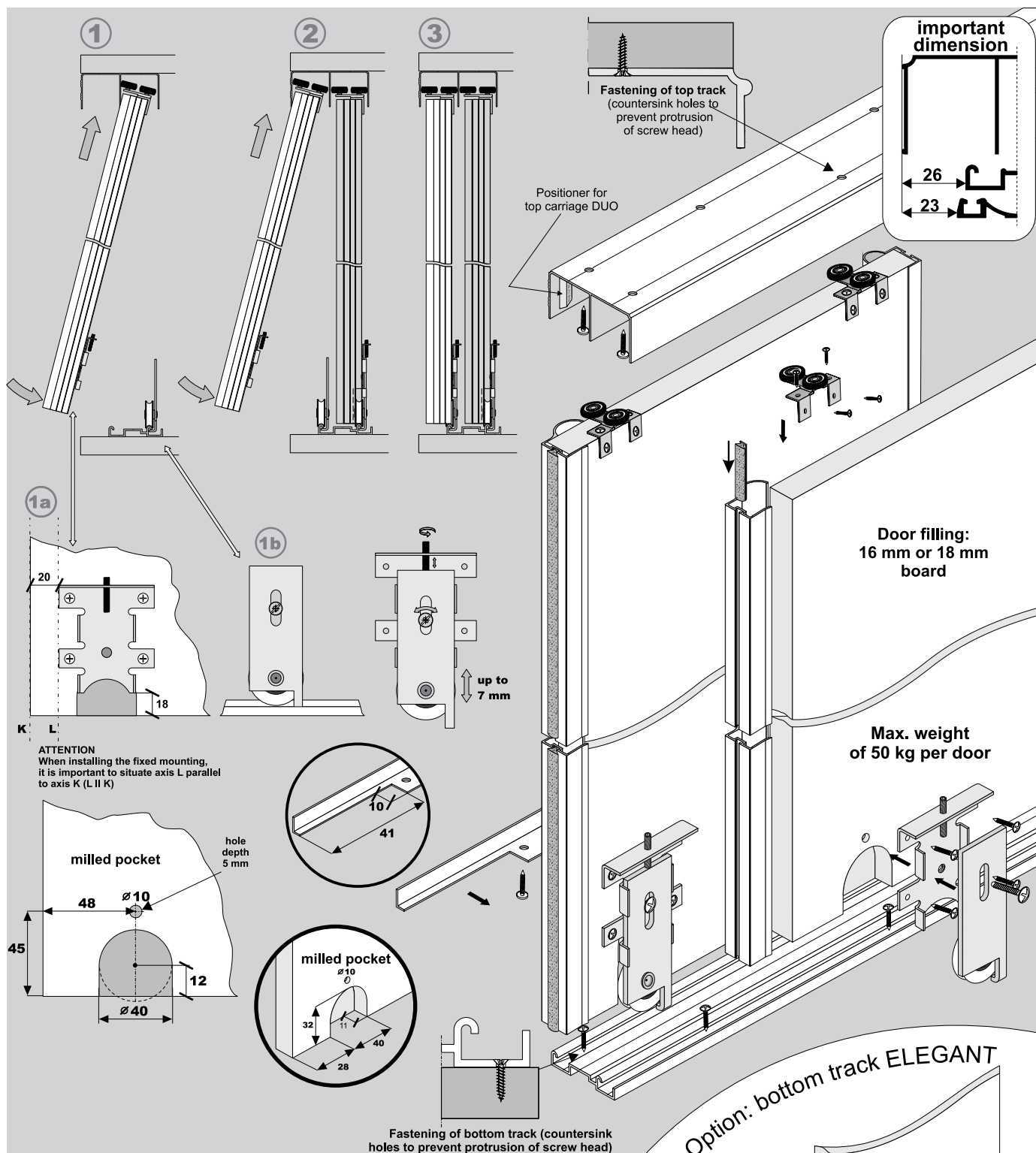


Installation method for angle section 11 mm x 17 mm



### WARNING

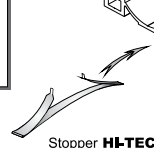
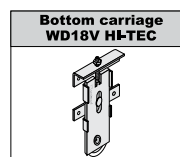
**SEVROLL does not bear any responsibility for deformation resulting from the application of improper quality of boards (improper storage, improper humidity)**



## COMPONENTS

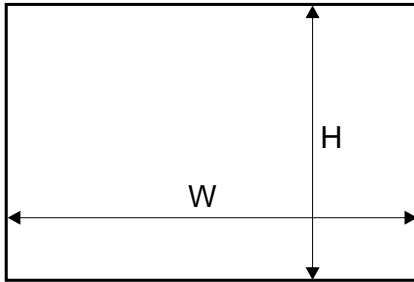
<b>Handle FOCUS II</b> anti-dust brushes (inserted) 6.7 mm x 13 mm textile door stop (self-adhesive) 4.8 mm x 4 mm <b>#16 i #18</b> Length 2.7 m	<b>Top track Gemini - Decor</b> 76 mm Length 1.7 m, 2.35 m, 3.0 m, 4.05 m, 6.0 m	<b>Bottom track Gemini - Decor</b> 53 mm Length 1.7 m, 2.35 m, 3.0 m, 4.05 m, 6.0 m
<b>Guiding carriage Focus WPFc-Duo</b>	<b>Angle section Mini</b> 11 mm x 17 mm Length 1.7 m, 2.35 m, 3.0 m	<b>Bottom carriage WD18C HI-TEC</b>

With **FOCUS** set you may use bottom track **ELEGANT** along with bottom carriage **WD18V HI-TEC**. Fitting measurements are not affected.



Fastening of bottom track (special screw)

Dimensions of opening



handle length = door height

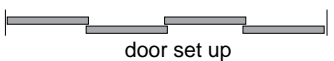
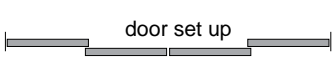
**ATTENTION! Calculations for handle with inserted brush**

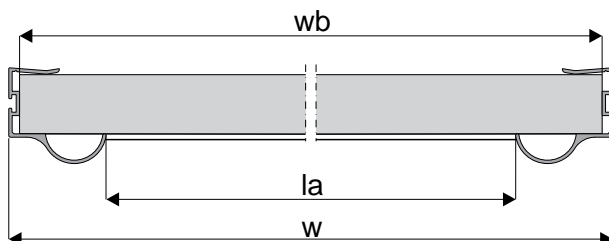
**door filling - # 16 mm or # 18 board**

door height	- h	$h = H - 38 \text{ mm}$
board height	- hb	$hb = h - 2 \text{ mm}$
door width	- w	$w = (W - 3 + Z) : N$
board width	- wb	$wb = w - 7 \text{ mm}$
angle section length	- la	this size is determined after door construction

number of doors	- N	2	3
total overlap	- Z	29 mm	58 mm

visual design - 4 wings

	$w = (W + 84) : 4$
	$w = (W : 2 + 26) : 2$

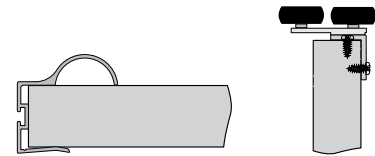


**ATTENTION!**

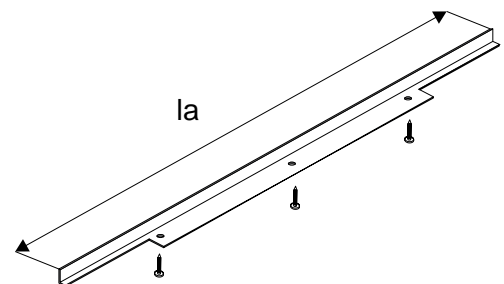
*Handle profile should be 2 mm longer than board height.*

- When fitting handle profiles, do not use assembly adhesive

Installation method for handle and guiding carriage with # 16 mm or # 18 mm board

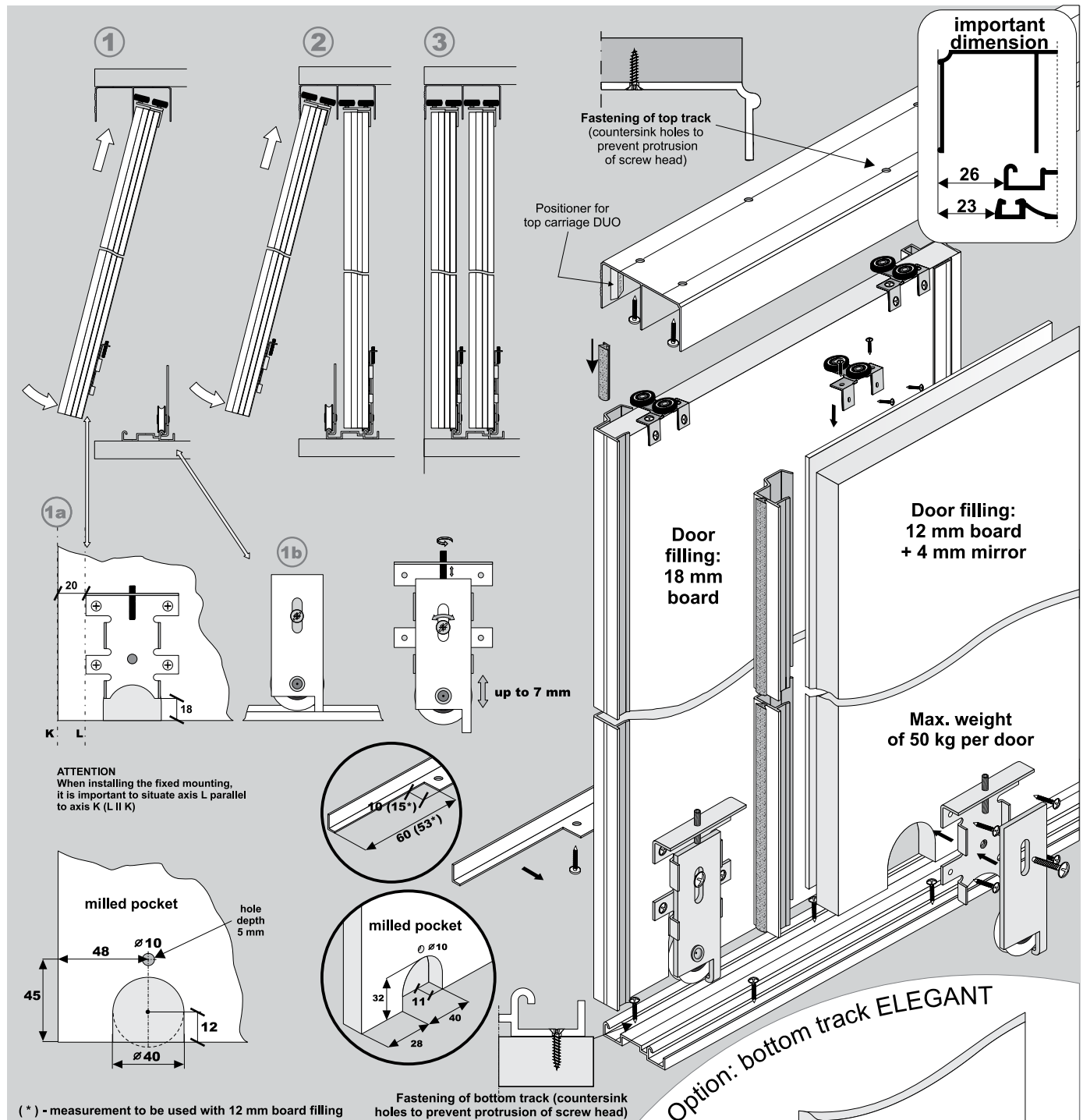


Installation method for angle section 11 mm x 17 mm



**WARNING**

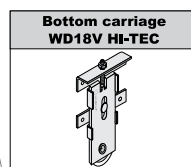
*SEVROLL does not bear any responsibility for deformation resulting from the application of improper quality of boards (improper storage, improper humidity)*



## COMPONENTS

<b>Handle Universal GM</b> <p>anti-dust brushes (self-adhesive) 6.7 mm x 9 mm</p> <p>textile door stop (inserted) 4.8 mm x 4 mm</p> <p><b>#16 i #18</b></p> <p>Length 2.7 m</p>	<b>Top track Gemini - Decor</b> <p>76 mm</p> <p>Length 1.7 m, 2.35 m, 3.0 m, 4.05 m, 6.0 m</p>	<b>Bottom track Gemini - Decor</b> <p>53 mm</p> <p>Length 1.7 m, 2.35 m, 3.0 m, 4.05 m, 6.0 m</p>
<b>Angle section Mini</b> <p>11 mm x 17 mm</p> <p>Length 1.7 m, 2.35 m, 3.0 m</p>	<b>Guiding carriage Focus WPFc-Duo</b> 	<b>Bottom carriage WD18C HI-TEC</b> 

With **UNIVERSAL GM** set you may use bottom track **ELEGANT** along with bottom carriage **WD18V HI-TEC**.  
**Fitting measurements are not affected.**

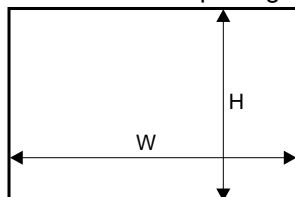


Stopper **HI-TEC**

**Fastening of bottom track** (special screw)



### Dimensions of opening



handle length = door height

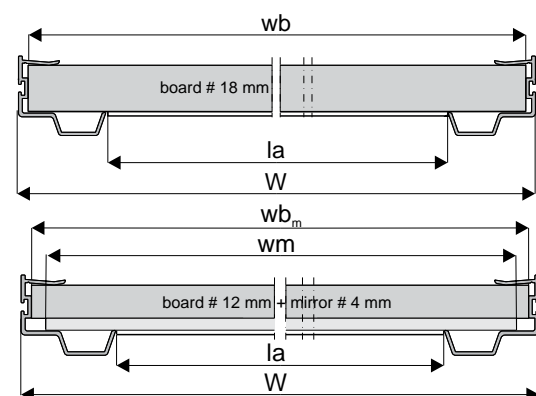
**door filling** - # 18 mm or # 12 board  
with # 4 mm mirror

door height	- h	$h = H - 38 \text{ mm}$
board height	- hb	$hb = h - 2 \text{ mm}$
door width	- w	$w = (W - 3 + Z) : N$
board width	<b>#18</b> - wb	$wb = w - 7 \text{ mm}$
board width	<b>#12</b> - wb <sub>m</sub>	$wb_m = w - 7 \text{ mm}$
angle section length	- la	this size is determined after door construction

number of doors	- N	2	3
total overlap	- Z	32 mm	64 mm

### visual design - 4 wings

	$w = (W + 93) : 4$
	$w = (W : 2 + 29) : 2$



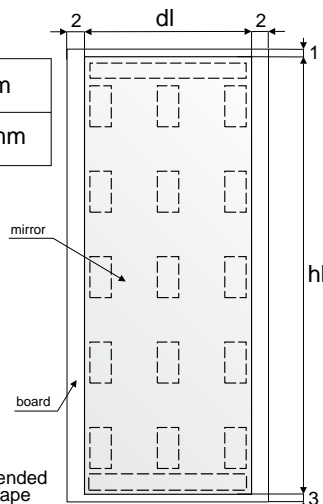
### mirror dimension

mirror height -  $hm = hb - 4 \text{ mm}$

mirror width -  $wm = wb_m - 4 \text{ mm}$

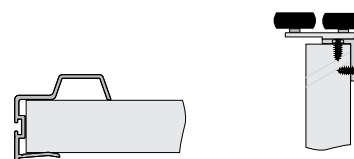
**ATTENTION:**  
board to mirror contact area  
should be free from dirt  
and grase before applying  
double-sided tape

Broken line indicates recommended  
positioning of double-sided tape

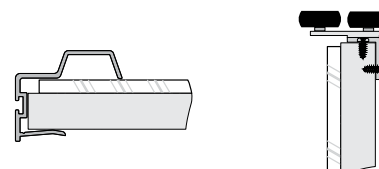


- When fitting handle profiles, do not use assembly adhesive
- The handle should be fixed to board with fastening screws on the inner door face

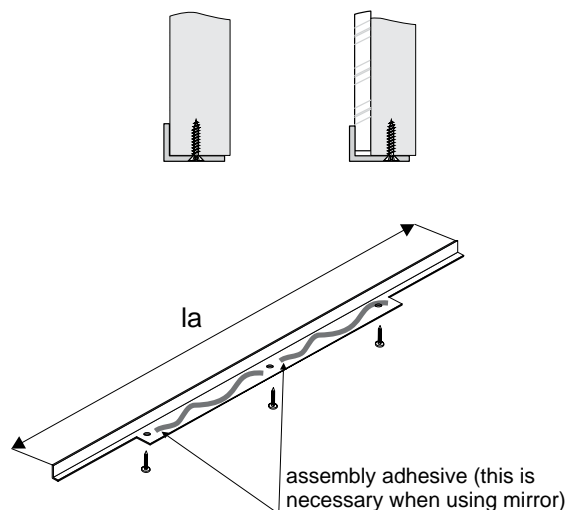
### Installation method for handle and guiding carriage with # 18 mm board



### Installation method for handle and guiding carriage with # 12 mm board + # 4 mm mirror



### Installation method for angle section 11 mm x 17 mm



### ATTENTION!

Angle section must be fastened  
to board with minimum 3 screws  $\varnothing 3 \times 25$ .

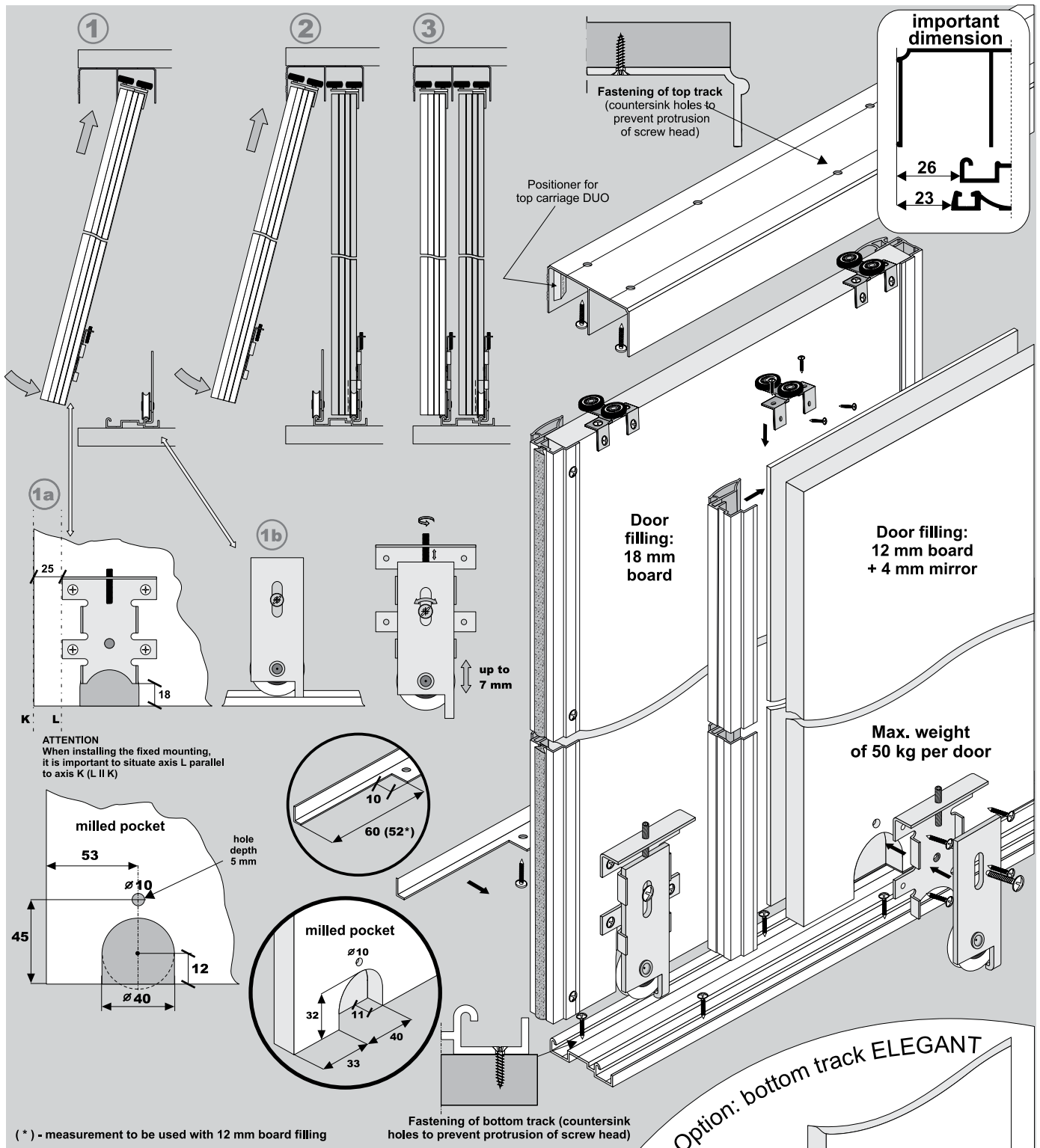
### ATTENTION!

**Handle profile should be 2 mm  
longer than board height.**

### WARNING

**SEVROLL does not bear any responsibility  
for deformation resulting from the application  
of improper quality of boards  
(improper storage, improper humidity)**

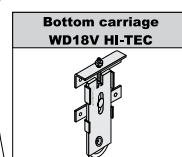




## COMPONENTS

<b>Handle VICTORIA II</b> anti-dust brushes (self-adhesive) 6.7 mm x 13 mm textile door stop (inserted) 4.8 mm x 4 mm #16 / #18 Length 2.7 m	<b>Top track Gemini - Decor</b> 76 mm Length 1.7 m, 2.35 m, 3.0 m, 4.05 m, 6.0 m	<b>Bottom track Gemini - Decor</b> 53 mm Length 1.7 m, 2.35 m, 3.0 m, 4.05 m, 6.0 m
<b>Guiding carriage Focus WPFC-Duo</b>	<b>Angle section K2 Decor</b> Length 1.7 m, 2.35 m, 3.0 m	<b>Bottom carriage WD18C HI-TEC</b>

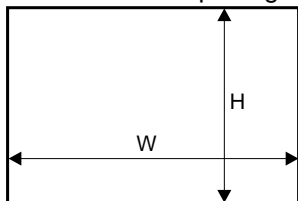
With **VICTORIA** set you may use bottom track **ELEGANT** along with bottom carriage **WD18V HI-TEC**.  
Fitting measurements are not affected.



Stopper HI-TEC

Fastening of bottom track (special screw)

## Dimensions of opening



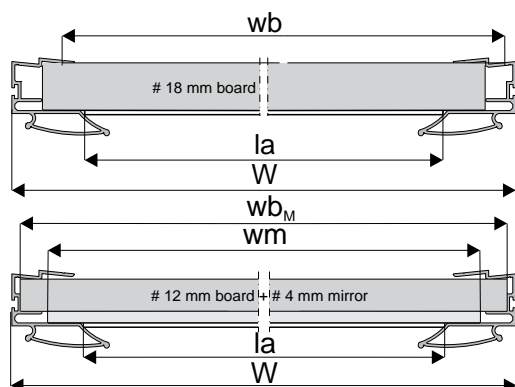
handle length = door height

## ATTENTION! Calculations for handle with inserted brush

door height	- h	$h = H - 38 \text{ mm}$
board height	- hb	$hb = h - 2 \text{ mm}$
door width	- w	$w = (W - 3 + Z) : N$
board width	<b>#18</b> - wb	$wb = w - 22 \text{ mm}$
board width	<b>#12</b> - wb <sub>L</sub>	$wb_L = w - 7 \text{ mm}$
angle section length	- la	this size is determined after door construction

number of doors	- N	2	3
total overlap	- Z	36 mm	72 mm

visual design - 4 wings	
	$w = (W + 105) : 4$
	$w = (W : 2 + 33) : 2$



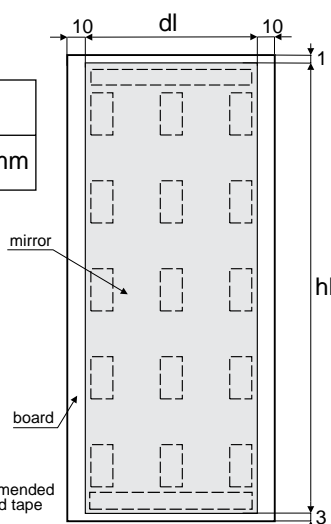
## mirror dimension

mirror height -  $hm = hb - 4 \text{ mm}$

mirror width -  $wm = wb_M - 20 \text{ mm}$

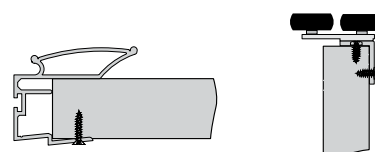
**ATTENTION:**  
Board to mirror contact area should be free from dirt and grease before applying double-sided tape.

Broken line indicates recommended positioning of double-sided tape

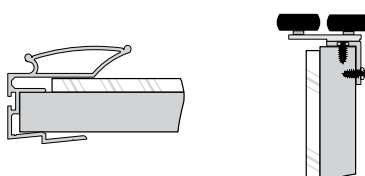


- When fitting handle profiles, do not use assembly adhesive
- The handle should be fixed to board with fastening screws on the inner door face

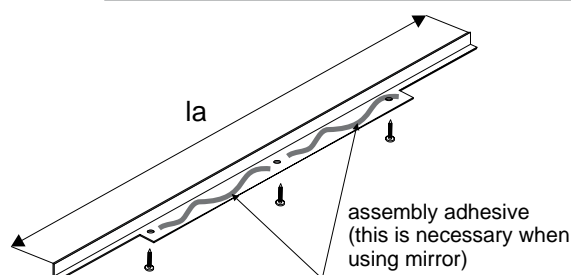
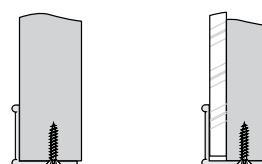
## Installation method for handle and guiding carriage with # 18 mm board



## Installation method for handle and guiding carriage with # 12 mm board + # 4 mm mirror



## Installation method for angle section K2 Decor



## ATTENTION!

Angle section must be fastened to board with minimum 3 screws  $\varnothing 3 \times 25$ .

## ATTENTION!

Handle profile should be 2 mm longer than board height.

## WARNING

SEVROLL does not bear any responsibility for deformation resulting from the application of improper quality of boards (improper storage, improper humidity)

SERIES  
**COMFORT**



# Twin track sliding doors



WITH BOTTOM CARRIAGE SYSTEM

## COMFORT Series

COMFORT series products combine prestige and functionality. They constitute the most exclusive series of sliding door systems within our range. Substantial profiles ensure rigid construction strength and the best functionality. Thanks to the wider tracks, we gained the ability to incorporate comfortable and ergonomic handles. We recommend this system to individuals who, above all, value the feel of quality during operation.

Comfort Series is available in two types of system: Comfort 18 and Comfort 10. Comfort 18 is designed for use with a door filling thickness of 18 and 16mm. For 10mm filling we recommend system Comfort 10. It also perfectly suits in the case of glass fillings; this is due to the incredible ease of installation using our rubber seals.

### ■ SYSTEM COMFORT 10

*LINE MASTER*  
*LINE FUTURE*  
*LINE STAR*

### ■ SYSTEM COMFORT 18

*LINE COMFORT*  
*LINE MINICOMFORT*  
*LINE UNICOMFORT*

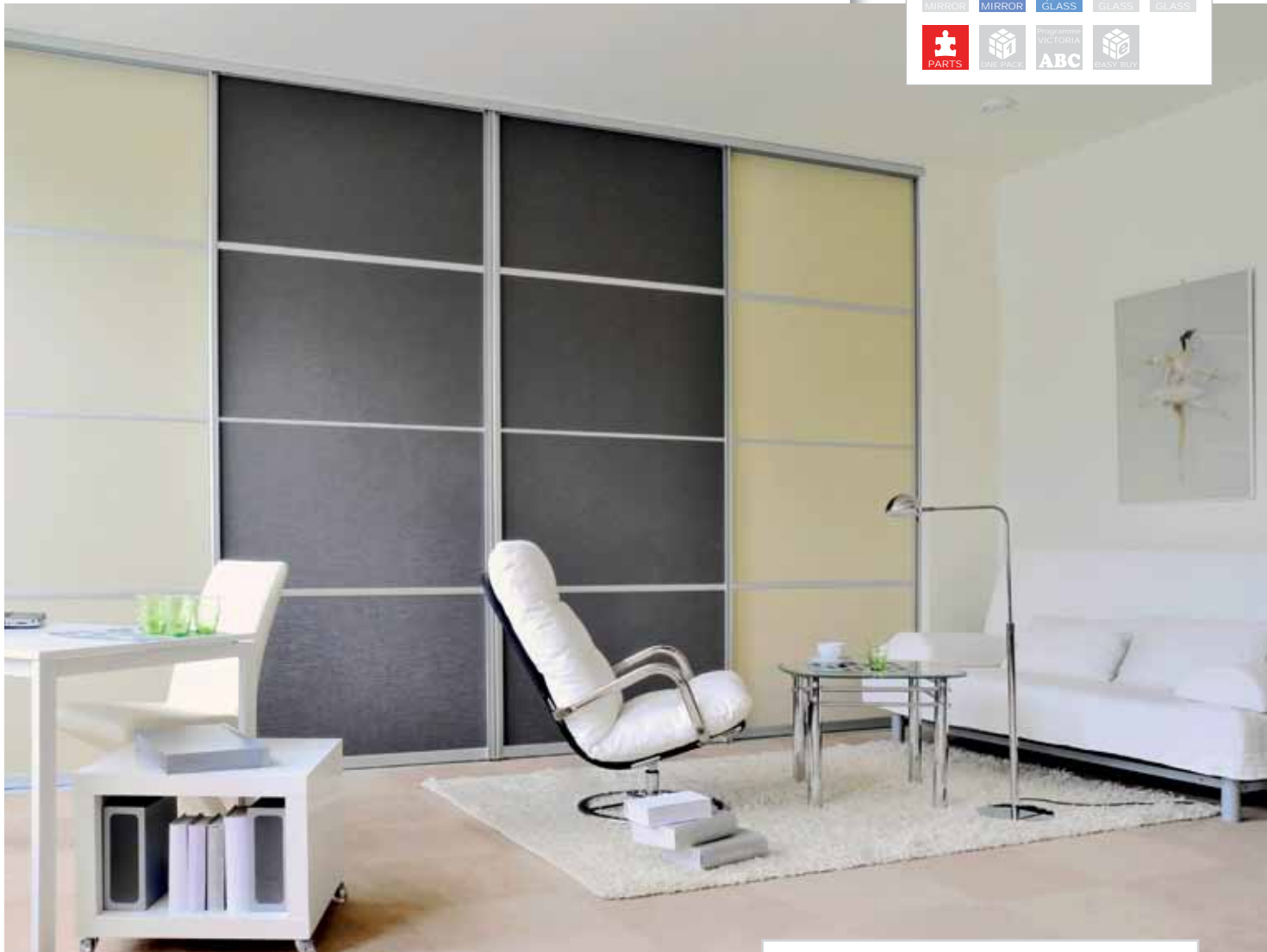





## SYSTEM

# COMFORT 10

Twin track sliding doors with bottom carriage system

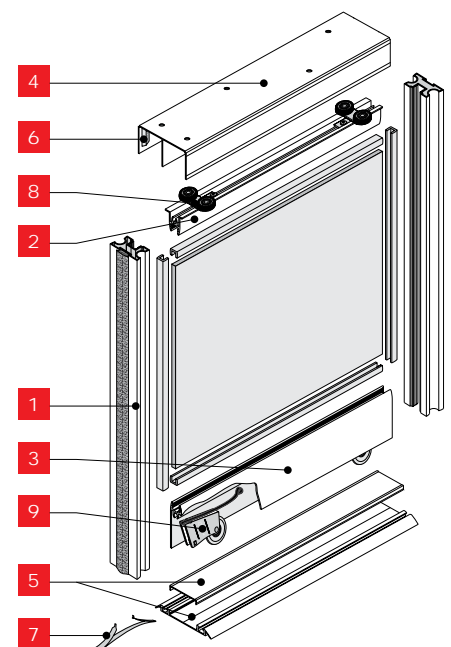


### CHARACTERISTICS

► Application	Sliding doors
► Track	Twin
▼ Carriage system	Bottom
► Top guide	Ball bearing carriage
► Bottom guide	Ball bearing carriage (load bearing)
► Construction	Frame
► Filling thickness	10 mm
► Filling type	10 mm MFC or 4.5 mm safety glass or 4 mm mirror
► Max. door load	50 kg
► Max. handle length	2.7 m, 3.00 m, 3.50 m (depending on handle used)
► Max. track length	6.00 m
► Textile door stops	Yes
► Anti-dust brushes	Yes
► Sales programme	Components are available individually
► Decorative profile programme	DECOR

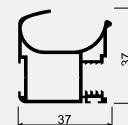
### USAGE

- Built-in furniture, walk-in wardrobes, wardrobes, attics

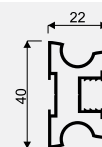


Handle **FUTURE II**

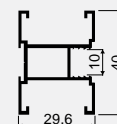
CODE	COLOUR	LENGTH (mm)	COLLECTIVE PACKAGING	PRICED PER	NET PRICE
03048	SILVER	2700	20	ITEM	
03046	LIGHT BROWN	2700	20	ITEM	
03050	GOLD	2700	20	ITEM	
03049	SILVER	3500	20	ITEM	
03047	LIGHT BROWN	3500	20	ITEM	
03051	GOLD	3500	20	ITEM	

Handle **MASTER**

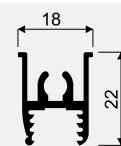
CODE	COLOUR	LENGTH (mm)	COLLECTIVE PACKAGING	PRICED PER	NET PRICE
02376	SILVER	2700	20	ITEM	
02377	LIGHT BROWN	2700	20	ITEM	
02378	GOLD	2700	20	ITEM	
02379	SILVER	3000	20	ITEM	
02380	LIGHT BROWN	3000	20	ITEM	
02381	GOLD	3000	20	ITEM	

Handle **STAR**

CODE	COLOUR	LENGTH (mm)	COLLECTIVE PACKAGING	PRICED PER	NET PRICE
03210	SILVER	2700	10	ITEM	
03209	LIGHT BROWN	2700	10	ITEM	
03211	GOLD	2700	10	ITEM	

Upper horizontal profile **Decor****DECOR**


CODE	COLOUR	LENGTH (mm)	COLLECTIVE PACKAGING	PRICED PER	NET PRICE
02912	SILVER	1700	24	ITEM	
02908	LIGHT BROWN	1700	24	ITEM	
02916	GOLD	1700	24	ITEM	
03042	LIGHT BROWN with brushed effect	1700	24	ITEM	
03097	BLACK with brushed effect	1700	24	ITEM	
03100	COGNAC with brushed effect	1700	24	ITEM	
02913	SILVER	2350	24	ITEM	
02909	LIGHT BROWN	2350	24	ITEM	
02917	GOLD	2350	24	ITEM	
03043	LIGHT BROWN with brushed effect	2350	24	ITEM	
03098	BLACK with brushed effect	2350	24	ITEM	
03101	COGNAC with brushed effect	2350	24	ITEM	
02914	SILVER	3000	24	ITEM	
02910	LIGHT BROWN	3000	24	ITEM	
02918	GOLD	3000	24	ITEM	
03044	LIGHT BROWN with brushed effect	3000	24	ITEM	
03099	BLACK with brushed effect	3000	24	ITEM	
03102	COGNAC with brushed effect	3000	24	ITEM	
02915	SILVER	6000	24	ITEM	
02911	LIGHT BROWN	6000	24	ITEM	
02919	GOLD	6000	24	ITEM	





Lower horizontal profile **Decor****DECOR**

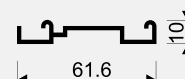
CODE	COLOUR	LENGTH (mm)	COLLECTIVE PACKAGING	PRICED PER	NET PRICE
00161	SILVER	1700	12	ITEM	
00152	LIGHT BROWN	1700	12	ITEM	
00164	GOLD	1700	12	ITEM	
02490	LIGHT BROWN with brushed effect	1700	12	ITEM	
03091	BLACK with brushed effect	1750	12	ITEM	
03094	COGNAC with brushed effect	1750	12	ITEM	
00162	SILVER	2350	12	ITEM	
00153	LIGHT BROWN	2350	12	ITEM	
00165	GOLD	2350	12	ITEM	
02491	LIGHT BROWN with brushed effect	2350	12	ITEM	
03092	BLACK with brushed effect	2350	12	ITEM	
03095	COGNAC with brushed effect	2350	12	ITEM	
00163	SILVER	3000	12	ITEM	
00155	LIGHT BROWN	3000	12	ITEM	
00166	GOLD	3000	12	ITEM	
02492	LIGHT BROWN with brushed effect	3000	12	ITEM	
03093	BLACK with brushed effect	3000	12	ITEM	
03096	COGNAC with brushed effect	3000	12	ITEM	
02764	SILVER	6000	12	ITEM	
02763	LIGHT BROWN	6000	12	ITEM	
02827	GOLD	6000	12	ITEM	

Top track **COMFORT** Decor**DECOR**

CODE	COLOUR	LENGTH (mm)	COLLECTIVE PACKAGING	PRICED PER	NET PRICE
02834	SILVER	1700	12	ITEM	
02829	LIGHT BROWN	1700	12	ITEM	
02839	GOLD	1700	12	ITEM	
02835	SILVER	2350	12	ITEM	
02830	LIGHT BROWN	2350	12	ITEM	
02840	GOLD	2350	12	ITEM	
02836	SILVER	3000	12	ITEM	
02831	LIGHT BROWN	3000	12	ITEM	
02841	GOLD	3000	12	ITEM	
02837	SILVER	4050	12	ITEM	
02832	LIGHT BROWN	4050	12	ITEM	
02842	GOLD	4050	12	ITEM	
02838	SILVER	6000	12	ITEM	
02833	LIGHT BROWN	6000	12	ITEM	
02843	GOLD	6000	12	ITEM	

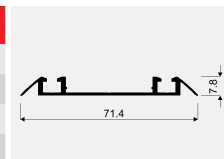
Bottom track **COMFORT**

CODE	COLOUR	LENGTH (mm)	COLLECTIVE PACKAGING	PRICED PER	NET PRICE
00883	SILVER	1700	12	ITEM	
00873	LIGHT BROWN	1700	12	ITEM	
00888	GOLD	1700	12	ITEM	
00884	SILVER	2350	12	ITEM	
00875	LIGHT BROWN	2350	12	ITEM	
00889	GOLD	2350	12	ITEM	
00885	SILVER	3000	12	ITEM	
00876	LIGHT BROWN	3000	12	ITEM	
00890	GOLD	3000	12	ITEM	
01495	SILVER	4050	12	ITEM	
01494	LIGHT BROWN	4050	12	ITEM	
01496	GOLD	4050	12	ITEM	
02706	SILVER	6000	12	ITEM	
02705	LIGHT BROWN	6000	12	ITEM	
02707	GOLD	6000	12	ITEM	

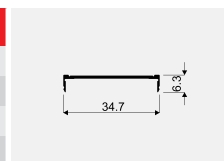


Bottom track **DOUBLER II Decor**

CODE	COLOUR	LENGTH (mm)	COLLECTIVE PACKAGING	PRICED PER	NET PRICE
02849	SILVER	1700	12	ITEM	
02844	LIGHT BROWN	1700	12	ITEM	
02854	GOLD	1700	12	ITEM	
02850	SILVER	2350	12	ITEM	
02845	LIGHT BROWN	2350	12	ITEM	
02855	GOLD	2350	12	ITEM	
02851	SILVER	3000	12	ITEM	
02846	LIGHT BROWN	3000	12	ITEM	
02856	GOLD	3000	12	ITEM	
02852	SILVER	4050	12	ITEM	
02847	LIGHT BROWN	4050	12	ITEM	
02857	GOLD	4050	12	ITEM	
02853	SILVER	6000	12	ITEM	
02848	LIGHT BROWN	6000	12	ITEM	
02858	GOLD	6000	12	ITEM	

Covering strip for bottom track  
**DOUBLER II Decor****DECOR**

CODE	COLOUR	LENGTH (mm)	COLLECTIVE PACKAGING	PRICED PER	NET PRICE
02864	SILVER	1700	12	ITEM	
02859	LIGHT BROWN	1700	12	ITEM	
02869	GOLD	1700	12	ITEM	
02865	SILVER	2350	12	ITEM	
02860	LIGHT BROWN	2350	12	ITEM	
02870	GOLD	2350	12	ITEM	
02866	SILVER	3000	12	ITEM	
02861	LIGHT BROWN	3000	12	ITEM	
02871	GOLD	3000	12	ITEM	
02867	SILVER	4050	12	ITEM	
02862	LIGHT BROWN	4050	12	ITEM	
02872	GOLD	4050	12	ITEM	
02868	SILVER	6000	12	ITEM	
02863	LIGHT BROWN	6000	12	ITEM	
02873	GOLD	6000	12	ITEM	

Top carriage **DUO** positioner

Collective package contains 100 pcs



CODE	COLLECTIVE PACKAGING	PRICED PER	NET PRICE
20104	1	COLLECTIVE PACKAGE	

Stopper for  
bottom carriage **HI-TEC**

CODE	COLLECTIVE PACKAGING	PRICED PER	NET PRICE
20080	1000	ITEM	



SYSTEM

## COMFORT I0

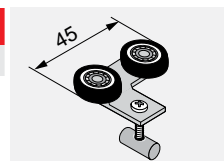
## Basic system components

Guiding carriage

## FUTURE WPft.-DUO

**i** Code 10042 applies to left or right carriage

CODE	COLLECTIVE PACKAGING	PRICED PER	NET PRICE
10042	400	ITEM	



SET: Guiding carriage

## FUTURE WPft.-DUO Blister

**i** Set includes two carriages, left and right, fully packaged

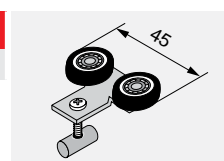
CODE	COLLECTIVE PACKAGING	PRICED PER	NET PRICE
10048	50	SET	

Guiding carriage

## MASTER WPMs.-DUO



CODE	COLLECTIVE PACKAGING	PRICED PER	NET PRICE
10086	200	ITEM	



Soft-close

## SEVROMATIC SV-25 &amp; SV-50

**i** Set includes 2 items L & R

CODE	KG	COLLECTIVE PACKAGING	PRICED PER	NET PRICE
20139	25	24	SET	
20200	50	24	SET	



Soft-close

## SEVROMATIC MINI SV-40

**i** Set includes 2 items

CODE	KG	COLLECTIVE PACKAGING	PRICED PER	NET PRICE
20258	40	24	SET	

Soft-close

## SEVROMATIC TOP SV-60 i SV-80

**i** Set includes 2 items

CODE	KG	COLLECTIVE PACKAGING	PRICED PER	NET PRICE
20259	60	24	SET	
20267	80	24	SET	



Bottom carriage  
**WD 10C HI-TEC**



CODE	COLLECTIVE PACKAGING	PRICED PER	NET PRICE
10044	100	ITEM	

**SET:** Bottom carriage  
**WD 10C HI-TEC Blister**



**i** Set includes two carriages, fully packaged

CODE	COLLECTIVE PACKAGING	PRICED PER	NET PRICE
10050	50	SET	

Bottom carriage  
**WD 10V HI-TEC**



CODE	COLLECTIVE PACKAGING	PRICED PER	NET PRICE
10043	100	ITEM	

**SET:** Bottom carriage  
**WD 10V HI-TEC Blister**



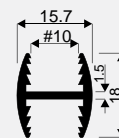
**i** Set includes two carriages and stopper HI-TEC, fully packaged

CODE	COLLECTIVE PACKAGING	PRICED PER	NET PRICE
10051	50	SET	

**H10** profile



CODE	COLOUR	LENGTH (mm)	COLLECTIVE PACKAGING	PRICED PER	NET PRICE
00207	SILVER	3000	30	ITEM	
00204	LIGHT BROWN	3000	30	ITEM	
00208	GOLD	3000	30	ITEM	
02493	LIGHT BROWN with brushed effect	3000	30	ITEM	
03103	BLACK with brushed effect	3000	30	ITEM	
03104	COGNAC with brushed effect	3000	30	ITEM	

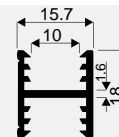


**H10** profile - **Decor**



**DECOR**

CODE	COLOUR	LENGTH (mm)	COLLECTIVE PACKAGING	PRICED PER	NET PRICE
01617	SILVER	3000	30	ITEM	
01616	LIGHT BROWN	3000	30	ITEM	
01618	GOLD	3000	30	ITEM	





SYSTEM

## COMFORT I0

Basic system components

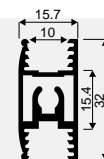
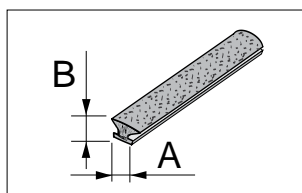
## H30 profile - Decor



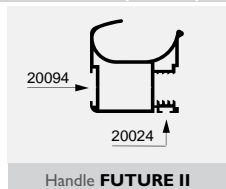
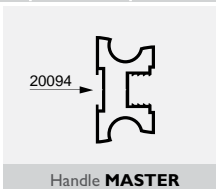
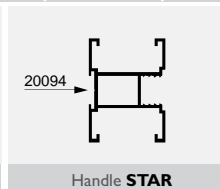
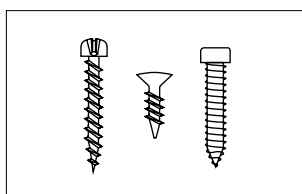
DECOR



CODE	COLOUR	LENGTH (mm)	COLLECTIVE PACKAGING	PRICED PER	NET PRICE
00222	SILVER	3000	20	ITEM	
00219	LIGHT BROWN	3000	20	ITEM	
00223	GOLD	3000	20	ITEM	

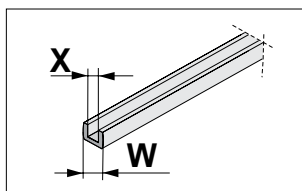
TEXTILE DOOR STOP  
and ANTI-DUST BRUSHES**i** All brushes on page 372

CODE	NAME	A (mm)	B (mm)	INSTALLATION	COLLECTIVE PACKAGING	PRICED PER	NET PRICE
20024	ANTI-DUST BRUSH	4.8	13	INSERTED	200	RUNNING METRE	
20226	ANTI-DUST BRUSH	4.8	13	INSERTED	10	COLLECTIVE PACKAGE (50 r.m.)	
20094	TEXTILE DOOR STOP	14.5	4	INSERTED	200	RUNNING METRE	
20224	TEXTILE DOOR STOP	14.5	4	INSERTED	10	COLLECTIVE PACKAGE (50 r.m.)	

Handle **FUTURE II**Handle **MASTER**Handle **STAR**Screws **SMART, UNIX**  
and **SELF-TAPPING****i** Collective package contains 100 screws

CODE	NAME	DIMENSIONS (mm)	COLLECTIVE PACKAGING	PRICED PER	NET PRICE
20041	SCREW SMART	2.5 x 18	1	COLLECTIVE PACKAGE	
20092	SCREW SMART	2.5 x 25	1	COLLECTIVE PACKAGE	
20107	COUNTERSUNK SCREW UNIX	3 x 13	1	COLLECTIVE PACKAGE	
20001	SELF-TAPPING SCREW	6.3 x 32	2000	ITEM	

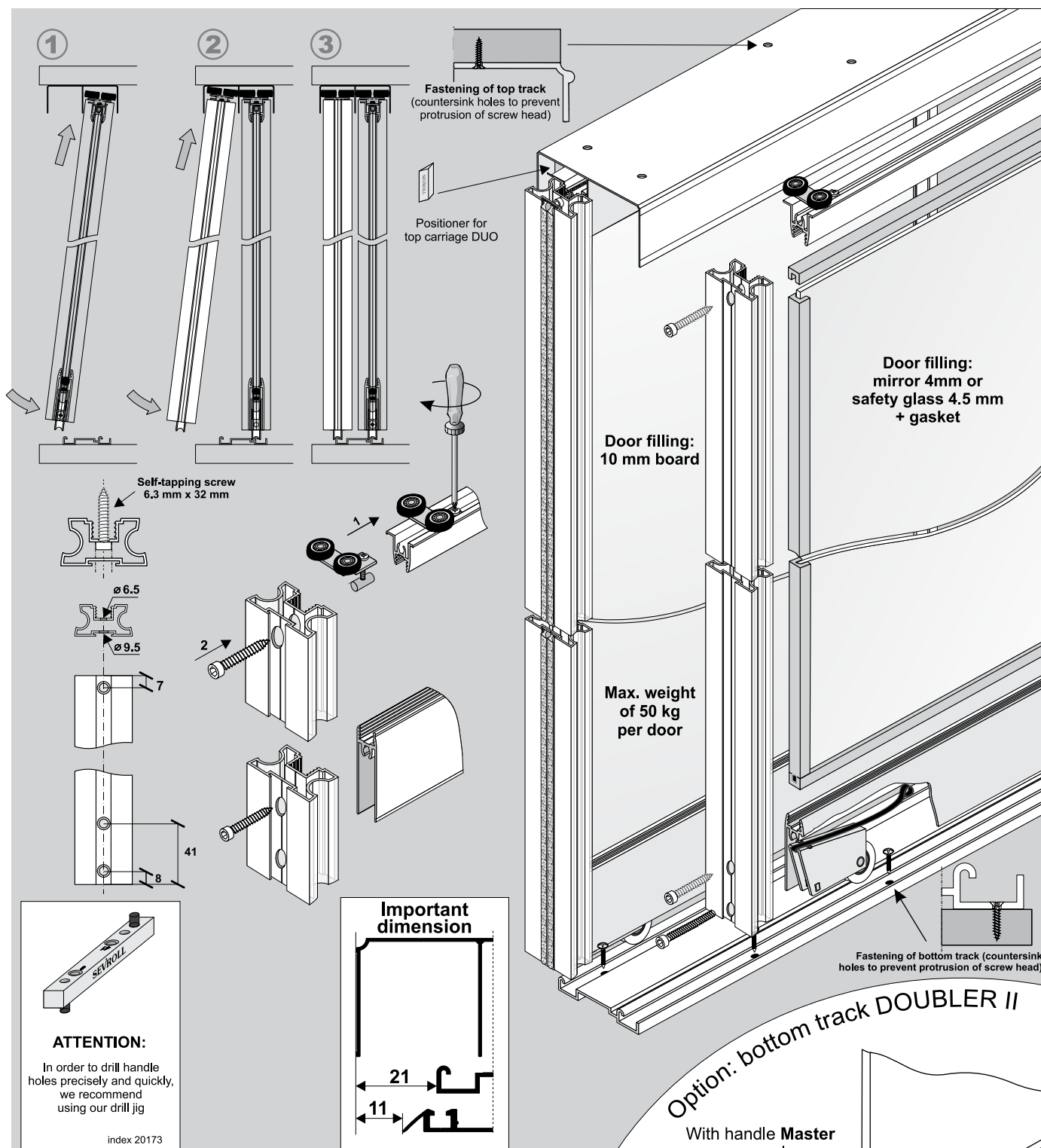
## GASKET

**i** All gaskets on page 372

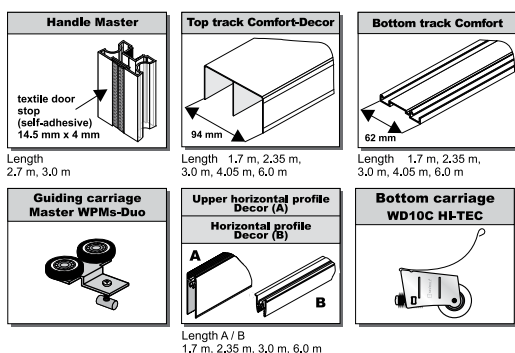
CODE	X (mm)	W (mm)	COLLECTIVE PACKAGING	PRICED PER	NET PRICE
20031	4	10	100	RUNNING METRE	
20032	4.5	10	100	RUNNING METRE	
20033	6	10	100	RUNNING METRE	
20098	6.4	10	100	RUNNING METRE	
20052	8	10	100	RUNNING METRE	





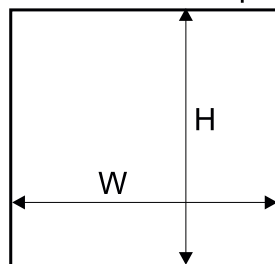


## COMPONENTS



You must remember to purchase self-tapping screws to construct each door (4 screws per door). When using safety glass or mirror, you must also remember to purchase gasket.

## Dimensions of opening



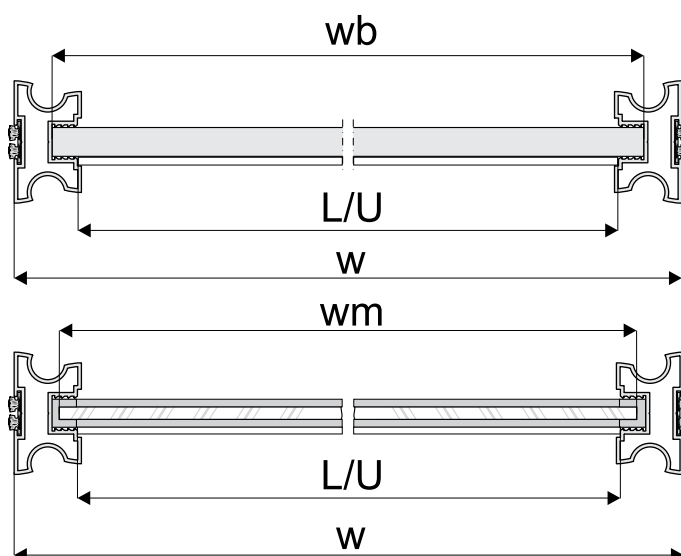
door filling:  
board # 10 mm  
mirror # 4 mm  
or safety glass

handle length = door height

door height	- h	$h = H - 38 \text{ mm}$
door wing height with soft-close fitted	Mini SV40	$h = H - 42 \text{ mm}$
	Top SV60/80	$h = H - 45 \text{ mm}$
	SV-25 SV-50	$h = H - 38 \text{ mm}$
board height	- hb	$hb = h - 64 \text{ mm}$
door width	- w	$w = (W - 3 \text{ mm} + Z) : N$
board width	- wb	$wb = w - 25 \text{ mm}$
horizontal profile length upper horizontal profile length - U	- L	$L = U = w - 42 \text{ mm}$

number of doors	- N	2	3
total overlap	- Z	22 mm	44 mm

visual design - 4 wings	
	$w = (W + 63) : 4$
	$w = (W : 2 + 19) : 2$

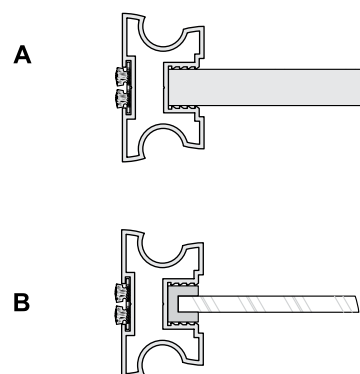


door filling - glass or mirror # 4 mm

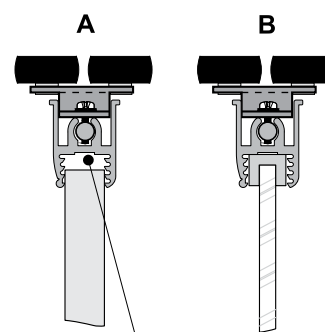
mirror height - hm	$hm = hb$
mirror width - wm	$wm = wb - 4 \text{ mm}$

Installation method for fitting 10 mm board (diag. A)  
and 4 mm mirror or glass (diag. B)

- with handle

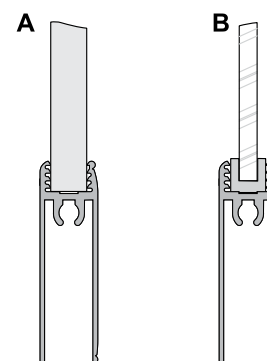


- with upper profile



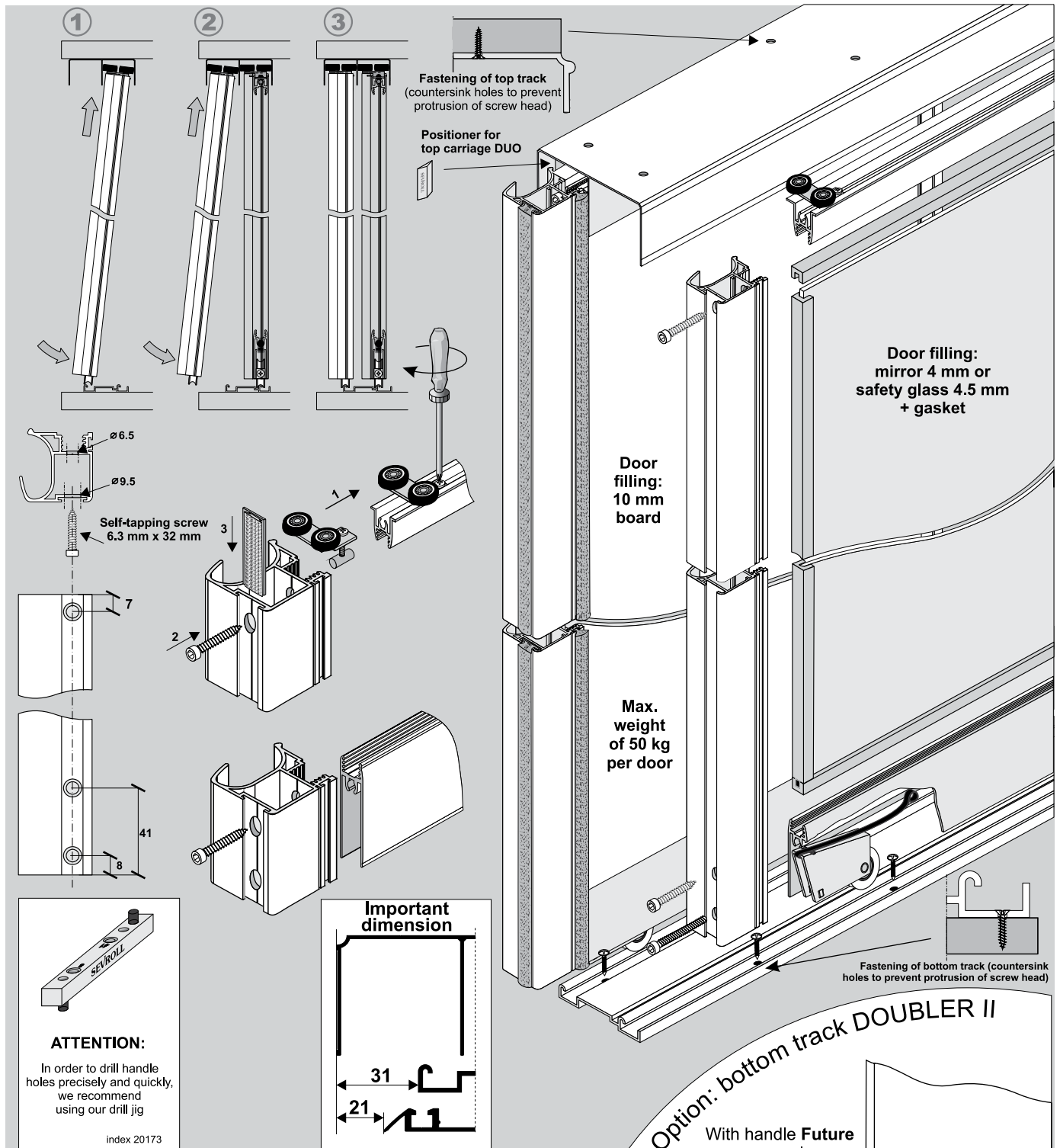
construction clearance included in the calculation  
of the height of board

- with lower profile

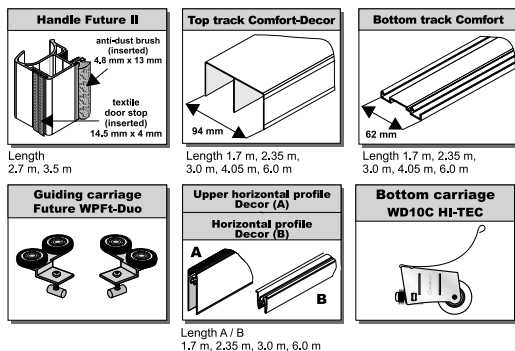


## ATTENTION!

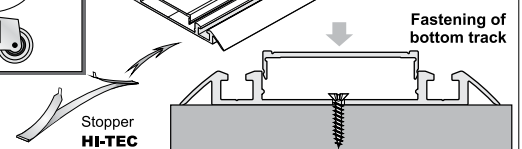
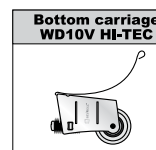
**Mirror (4 mm) should be used with a safety backing film. Safety glass (4.5 mm) comprises of two thin layers with a film in-between. Both mirror and glass need fitting gasket.**



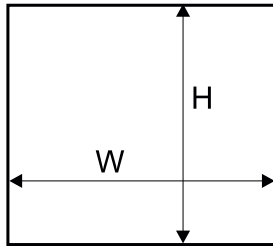
## COMPONENTS



You must remember to purchase self-tapping screws to construct each door (4 screws per door). When using safety glass or mirror, you must also remember to purchase gasket.



## Dimensions of opening



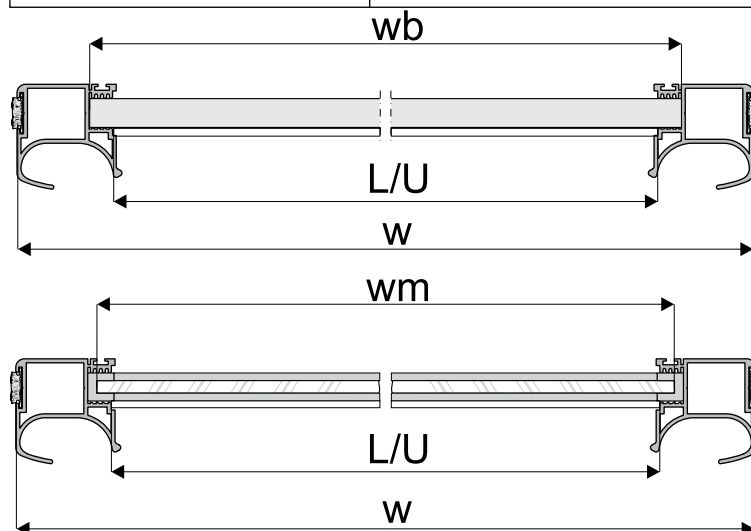
door filling:  
board # 10 mm  
mirror # 4 mm  
or safety glass

handle length = door height

door height	- h	$h = H - 38 \text{ mm}$
door wing height with soft-close fitted	Mini SV40	$h = H - 42 \text{ mm}$
	Top SV60/80	$h = H - 45 \text{ mm}$
	SV-25 SV-50	$h = H - 38 \text{ mm}$
board height	- hb	$hb = h - 64 \text{ mm}$
door width	- w	$w = (W - 3 \text{ mm} + Z) : N$
board width	- wb	$wb = w - 51 \text{ mm}$
horizontal profile length	- L	$L = U = w - 68 \text{ mm}$
upper horizontal profile length - U		

number of doors	- N	2	3
total overlap	- Z	37 mm	74 mm

visual design - 4 wings	
	$w = (W + 108) : 4$
	$w = (W : 2 + 34) : 2$

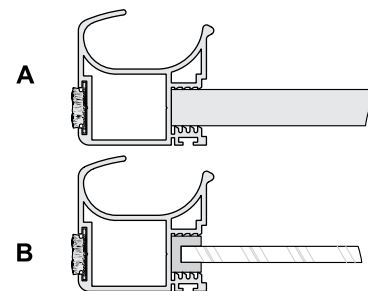


## door filling - mirror # 4 mm or safety glass

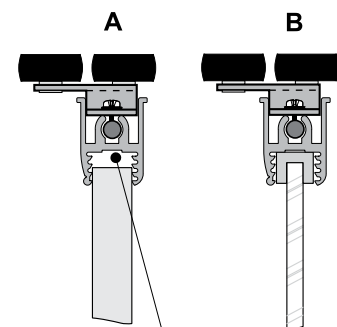
mirror height	- hm	$hm = hb$
mirror width	- wm	$wm = wb - 4 \text{ mm}$

## Installation method for fitting 10 mm board (diag. A) and 4 mm mirror or glass (diag. B)

- with handle

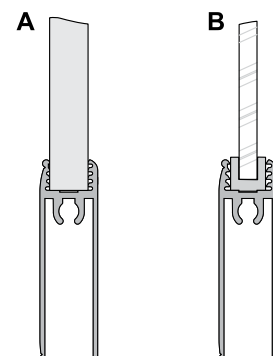


- with upper profile



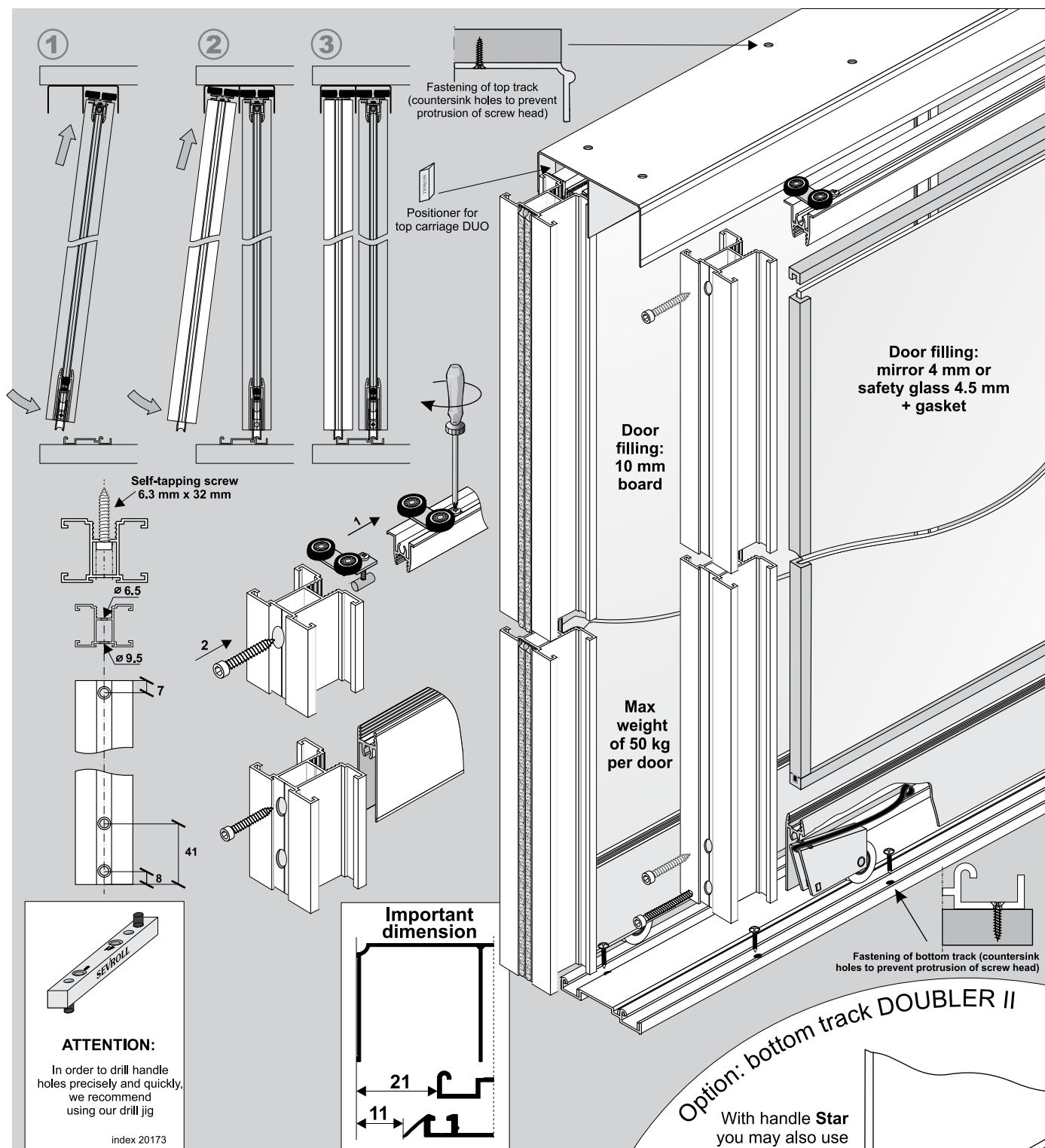
construction clearance included in the calculation of the height of board

- with lower profile

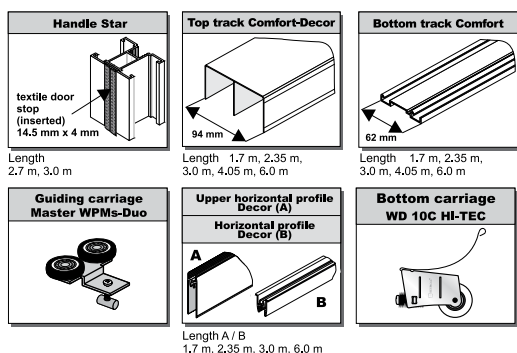


## ATTENTION!

*Mirror (4 mm) should be used with a safety backing film. Safety glass (4.5 mm) comprises of two thin layers with a film in-between. Both mirror and glass need fitting gasket.*



## COMPONENTS

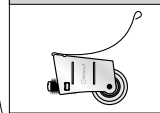


You must remember to purchase self-tapping screws to construct each door (4 screws per door). When using safety glass or mirror, you must also remember to purchase gasket.

Option: bottom track **DOUBLER II**

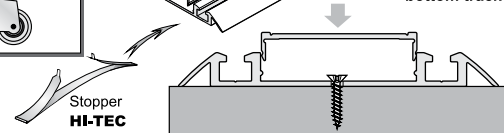
With handle **Star** you may also use bottom track **Doubler II** with covering strip along with bottom carriage **WD10V HI-TEC**. Fitting measurements are not affected.

Bottom carriage **WD 10V HI-TEC**

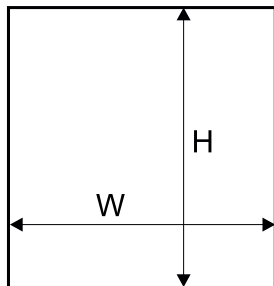


Stopper **HI-TEC**

Fastening of bottom track



## Dimensions of opening



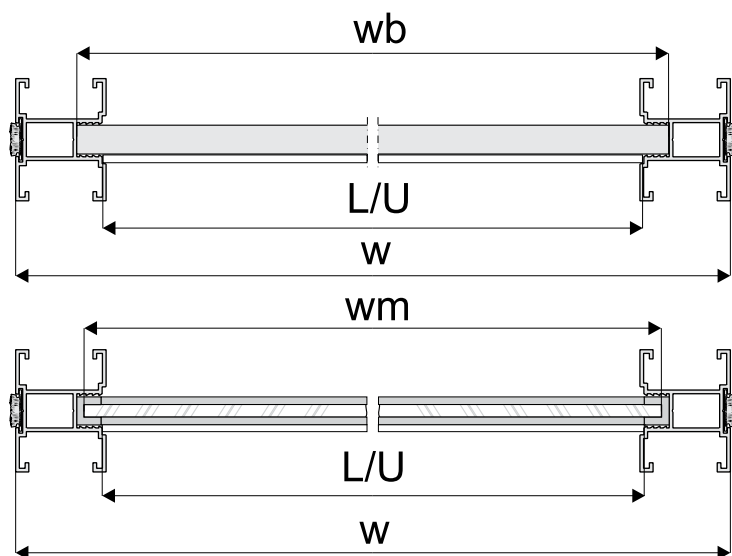
door filling:  
board # 10 mm  
mirror # 4 mm  
or safety glass

handle length = door height

door height	- h	$h = H - 38 \text{ mm}$
door wing height with soft-close fitted	Mini SV40	$h = H - 42 \text{ mm}$
	Top SV60/80	$h = H - 45 \text{ mm}$
	SV-25 SV-50	$h = H - 38 \text{ mm}$
board height	- hb	$hb = h - 64 \text{ mm}$
door width	- w	$w = (W - 3\text{mm} + Z) : N$
board width	- wb	$wb = w - 40 \text{ mm}$
horizontal profile length	- L	$L = U = d - 57 \text{ mm}$
upper horizontal profile length	- U	

number of doors	- N	2	3
total overlap	- Z	30 mm	60 mm

visual design - 4 wings	
	$w = (W + 87) : 4$
	$w = (W : 2 + 27) : 2$

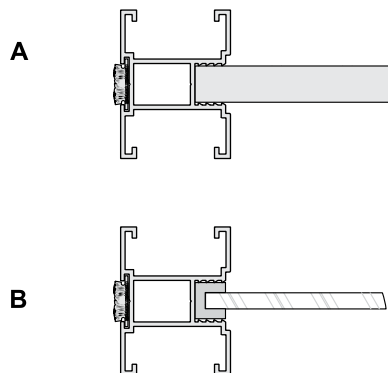


door filling - glass or mirror # 4 mm

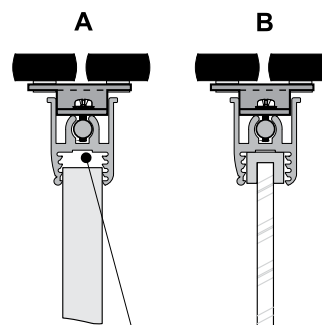
mirror height - hm	$hm = hb$
mirror width - wm	$wm = wb - 4 \text{ mm}$

**Installation method for fitting 10 mm board (diag. A) and 4 mm mirror or glass (diag. B)**

- with handle

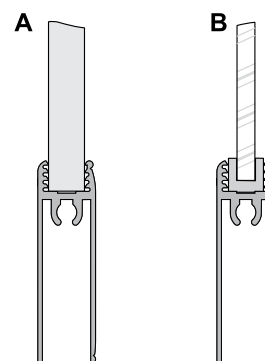


- with upper profile



construction clearance included in the calculation of the height of board

- with lower profile



## ATTENTION!

*Mirror (4 mm) should be used with a safety backing film. Safety glass (4.5 mm) comprises of two thin layers with a film in-between. Both mirror and glass need fitting gasket.*




SYSTEM

# COMFORT 18

Twin track sliding doors with bottom carriage system



8 kg	14 kg	16 kg	25 kg	35 kg
40 kg	45 kg	50 kg	60 kg	70 kg
100 kg	120 kg			
10mm BOARD	16mm BOARD	18mm BOARD	16-40mm BOARD	16-50mm BOARD
BOARD+MIRROR	4mm MIRROR	4.5mm GLASS	6mm GLASS	8-12mm GLASS
PARTS	ONE PACK	PROGRAMME VICTORIA ABC	EASY BUY	

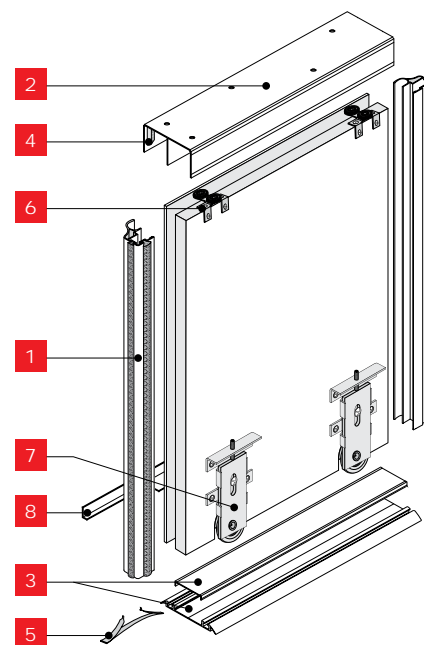


## CHARACTERISTICS

► Application	Sliding door
► Track	Twin
▼ Carriage system	Bottom
► Top guide	Ball bearing carriage
► Bottom guide	Ball bearing carriage (load bearing)
► Construction	Board
► Filling thickness	18 mm or 12 mm + mirror
► Filling type	18 mm MFC or 12 mm + 4 mm mirror
► Max. door load	50 kg
► Max. handle length	2.70 m
► Max. track length	6.00 m
► Textile door stops	Yes
► Anti-dust brushes	Yes
► Sales programme	Components are available individually
► Decorative profile programme	DECOR

## USAGE

- Built-in furniture, walk-in wardrobes, wardrobes, attics

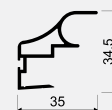


Handle **COMFORT 16 II**

1a



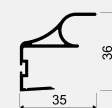
CODE	COLOUR	LENGTH (mm)	COLLECTIVE PACKAGING	PRICED PER	NET PRICE
02718	SILVER	2700	20	ITEM	
02717	LIGHT BROWN	2700	20	ITEM	
02719	GOLD	2700	20	ITEM	

Handle **COMFORT 18 II**

1b



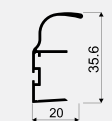
CODE	COLOUR	LENGTH (mm)	COLLECTIVE PACKAGING	PRICED PER	NET PRICE
02723	SILVER	2700	20	ITEM	
02721	LIGHT BROWN	2700	20	ITEM	
02724	GOLD	2700	20	ITEM	

Handle **MINICOMFORT II**

1c



CODE	COLOUR	LENGTH (mm)	COLLECTIVE PACKAGING	PRICED PER	NET PRICE
02742	SILVER	2700	40	ITEM	
02740	LIGHT BROWN	2700	40	ITEM	
02743	GOLD	2700	40	ITEM	

Handle **UNICOMFORT II**

1d



CODE	COLOUR	LENGTH (mm)	COLLECTIVE PACKAGING	PRICED PER	NET PRICE
02728	SILVER	2700	20	ITEM	
02726	LIGHT BROWN	2700	20	ITEM	
02729	GOLD	2700	20	ITEM	

Top track **COMFORT Decor****DECOR**

2



CODE	COLOUR	LENGTH (mm)	COLLECTIVE PACKAGING	PRICED PER	NET PRICE
02834	SILVER	1700	12	ITEM	
02829	LIGHT BROWN	1700	12	ITEM	
02839	GOLD	1700	12	ITEM	
02835	SILVER	2350	12	ITEM	
02830	LIGHT BROWN	2350	12	ITEM	
02840	GOLD	2350	12	ITEM	
02836	SILVER	3000	12	ITEM	
02831	LIGHT BROWN	3000	12	ITEM	
02841	GOLD	3000	12	ITEM	
02837	SILVER	4050	12	ITEM	
02832	LIGHT BROWN	4050	12	ITEM	
02842	GOLD	4050	12	ITEM	
02838	SILVER	6000	12	ITEM	
02833	LIGHT BROWN	6000	12	ITEM	
02843	GOLD	6000	12	ITEM	

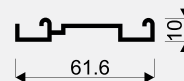


Bottom track **COMFORT**

3a




CODE	COLOUR	LENGTH (mm)	COLLECTIVE PACKAGING	PRICED PER	NET PRICE
00883	SILVER	1700	12	ITEM	
00873	LIGHT BROWN	1700	12	ITEM	
00888	GOLD	1700	12	ITEM	
00884	SILVER	2350	12	ITEM	
00875	LIGHT BROWN	2350	12	ITEM	
00889	GOLD	2350	12	ITEM	
00885	SILVER	3000	12	ITEM	
00876	LIGHT BROWN	3000	12	ITEM	
00890	GOLD	3000	12	ITEM	
01495	SILVER	4050	12	ITEM	
01494	LIGHT BROWN	4050	12	ITEM	
01496	GOLD	4050	12	ITEM	
02706	SILVER	6000	12	ITEM	
02705	LIGHT BROWN	6000	12	ITEM	
02707	GOLD	6000	12	ITEM	

Bottom track **DOUBLER II****DECOR**

3b




CODE	COLOUR	LENGTH (mm)	COLLECTIVE PACKAGING	PRICED PER	NET PRICE
02849	SILVER	1700	12	ITEM	
02844	LIGHT BROWN	1700	12	ITEM	
02854	GOLD	1700	12	ITEM	
02850	SILVER	2350	12	ITEM	
02845	LIGHT BROWN	2350	12	ITEM	
02855	GOLD	2350	12	ITEM	
02851	SILVER	3000	12	ITEM	
02846	LIGHT BROWN	3000	12	ITEM	
02856	GOLD	3000	12	ITEM	
02852	SILVER	4050	12	ITEM	
02847	LIGHT BROWN	4050	12	ITEM	
02857	GOLD	4050	12	ITEM	
02853	SILVER	6000	12	ITEM	
02848	LIGHT BROWN	6000	12	ITEM	
02858	GOLD	6000	12	ITEM	

Covering strip for bottom track  
**DOUBLER II Decor****DECOR**

3b +



CODE	COLOUR	LENGTH (mm)	COLLECTIVE PACKAGING	PRICED PER	NET PRICE
02864	SILVER	1700	12	ITEM	
02859	LIGHT BROWN	1700	12	ITEM	
02869	GOLD	1700	12	ITEM	
02865	SILVER	2350	12	ITEM	
02860	LIGHT BROWN	2350	12	ITEM	
02870	GOLD	2350	12	ITEM	
02866	SILVER	3000	12	ITEM	
02861	LIGHT BROWN	3000	12	ITEM	
02871	GOLD	3000	12	ITEM	
02867	SILVER	4050	12	ITEM	
02862	LIGHT BROWN	4050	12	ITEM	
02872	GOLD	4050	12	ITEM	
02868	SILVER	6000	12	ITEM	
02863	LIGHT BROWN	6000	12	ITEM	
02873	GOLD	6000	12	ITEM	



Top carriage **DUO** positioner

**i** Collective package contains 100 positioners



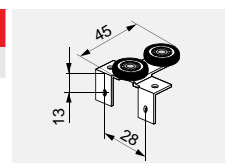
CODE	COLLECTIVE PACKAGING	PRICED PER	NET PRICE
20104	1	COLLECTIVE PACKAGE	

Stopper for bottom carriage **HI-TEC**

CODE	COLLECTIVE PACKAGING	PRICED PER	NET PRICE
20080	1000	ITEM	

Guiding carriage  
**COMFORT WPCm.- DUO**

CODE	COLLECTIVE PACKAGING	PRICED PER	NET PRICE
10041	200	ITEM	

**SET:** Guiding carriage  
**COMFORT WPCm.- DUO**  
**Blister**

**i** Set includes two carriages, fully packaged



CODE	COLLECTIVE PACKAGING	PRICED PER	NET PRICE
10046	50	SET	

Soft-close

**SEVROMATIC SV-25 & SV-50**

**i** Set includes 2 items L & R



CODE	KG	COLLECTIVE PACKAGING	PRICED PER	NET PRICE
20139	25	24	SET	
20200	50	24	SET	





SYSTEM

## COMFORT 18

## Basic system components

Bottom carriage  
WD 18 C HI-TEC

CODE	COLLECTIVE PACKAGING	PRICED PER	NET PRICE
10057	100	ITEM	

SET: Bottom carriage  
WD 18 C HI-TEC Blister

**i** Set includes two carriages, fully packaged

CODE	COLLECTIVE PACKAGING	PRICED PER	NET PRICE
10059	50	SET	


Bottom carriage  
WD 18 V HI-TEC

CODE	COLLECTIVE PACKAGING	PRICED PER	NET PRICE
10060	100	ITEM	

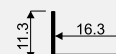
SET: Bottom carriage  
WD 18 V HI-TEC Blister

**i** Set includes two carriages and stopper HI-TEC, fully packaged

CODE	COLLECTIVE PACKAGING	PRICED PER	NET PRICE
10058	50	SET	

Angle section **MINI 11x17**

CODE	COLOUR	LENGTH (mm)	COLLECTIVE PACKAGING	PRICED PER	NET PRICE
00102	SILVER	1700	120	ITEM	
00093	LIGHT BROWN	1700	120	ITEM	
00108	GOLD	1700	120	ITEM	
00103	SILVER	2350	120	ITEM	
00094	LIGHT BROWN	2350	120	ITEM	
00109	GOLD	2350	120	ITEM	
00104	SILVER	3000	120	ITEM	
00095	LIGHT BROWN	3000	120	ITEM	
00110	GOLD	3000	120	ITEM	

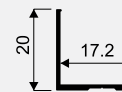


Angle section **ZW 20x18**

8b



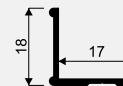
CODE	COLOUR	LENGTH (mm)	COLLECTIVE PACKAGING	PRICED PER	NET PRICE
00058	SILVER	1700	60	ITEM	
00052	LIGHT BROWN	1700	60	ITEM	
00061	GOLD	1700	60	ITEM	
00059	SILVER	2350	60	ITEM	
00053	LIGHT BROWN	2350	60	ITEM	
00062	GOLD	2350	60	ITEM	
00060	SILVER	3000	60	ITEM	
00054	LIGHT BROWN	3000	60	ITEM	
00063	GOLD	3000	60	ITEM	

Angle section **K2 Decor**Programme  
VICTORIA**ABC DECOR**

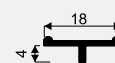
8c



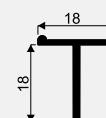
CODE	COLOUR	LENGTH (mm)	COLLECTIVE PACKAGING	PRICED PER	NET PRICE
00078	SILVER	1700	60	ITEM	
00069	LIGHT BROWN	1700	60	ITEM	
00081	GOLD	1700	60	ITEM	
02934	LIGHT BROWN with brushed effect	1700	60	ITEM	
03462	BLACK with brushed effect	1700	60	ITEM	
03459	COGNAC with brushed effect	1700	60	ITEM	
00079	SILVER	2350	60	ITEM	
00070	LIGHT BROWN	2350	60	ITEM	
00082	GOLD	2350	60	ITEM	
02935	LIGHT BROWN with brushed effect	2350	60	ITEM	
03463	BLACK with brushed effect	2350	60	ITEM	
03460	COGNAC with brushed effect	2350	60	ITEM	
00080	SILVER	3000	60	ITEM	
00071	LIGHT BROWN	3000	60	ITEM	
00083	GOLD	3000	60	ITEM	
02936	LIGHT BROWN with brushed effect	3000	60	ITEM	
03464	BLACK with brushed effect	3000	60	ITEM	
03461	COGNAC with brushed effect	3000	60	ITEM	

T-profile **04 Decor**16mm  
BOARD18mm  
BOARDBOARD-  
MIRROR**DECOR**

CODE	COLOUR	LENGTH (mm)	COLLECTIVE PACKAGING	PRICED PER	NET PRICE
00691	SILVER	3000	60	ITEM	
00688	LIGHT BROWN	3000	60	ITEM	
00692	GOLD	3000	60	ITEM	

T-profile **18 Decor**18mm  
BOARD**DECOR**

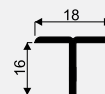
CODE	COLOUR	LENGTH (mm)	COLLECTIVE PACKAGING	PRICED PER	NET PRICE
01373	SILVER	3000	60	ITEM	
01370	LIGHT BROWN	3000	60	ITEM	
01374	GOLD	3000	60	ITEM	



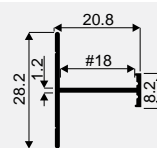


T-profile **ZW**

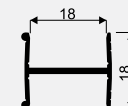
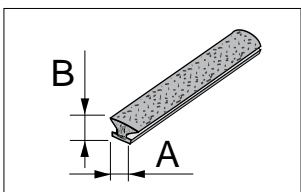
CODE	COLOUR	LENGTH (mm)	COLLECTIVE PACKAGING	PRICED PER	NET PRICE
00706	SILVER	3000	60	ITEM	
00703	LIGHT BROWN	3000	60	ITEM	
00707	GOLD	3000	60	ITEM	

H-Profile **H08/I8**

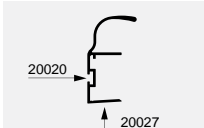
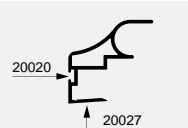
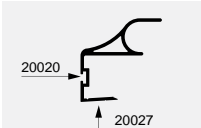
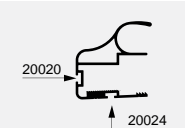
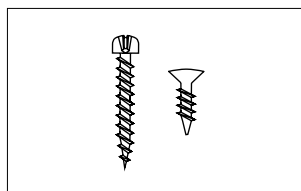
CODE	COLOUR	LENGTH (mm)	COLLECTIVE PACKAGING	PRICED PER	NET PRICE
00199	SILVER	3000	60	ITEM	
01877	LIGHT BROWN	3000	60	ITEM	
01878	GOLD	3000	60	ITEM	

H-profile **H18 Decor****DECOR**

CODE	COLOUR	LENGTH (mm)	COLLECTIVE PACKAGING	PRICED PER	NET PRICE
00215	SILVER	3000	60	ITEM	
00212	LIGHT BROWN	3000	60	ITEM	
00216	GOLD	3000	60	ITEM	
02937	LIGHT BROWN with brushed effect	3000	60	ITEM	
03466	BLACK with brushed effect	3000	60	ITEM	
03465	COGNAC with brushed effect	3000	60	ITEM	

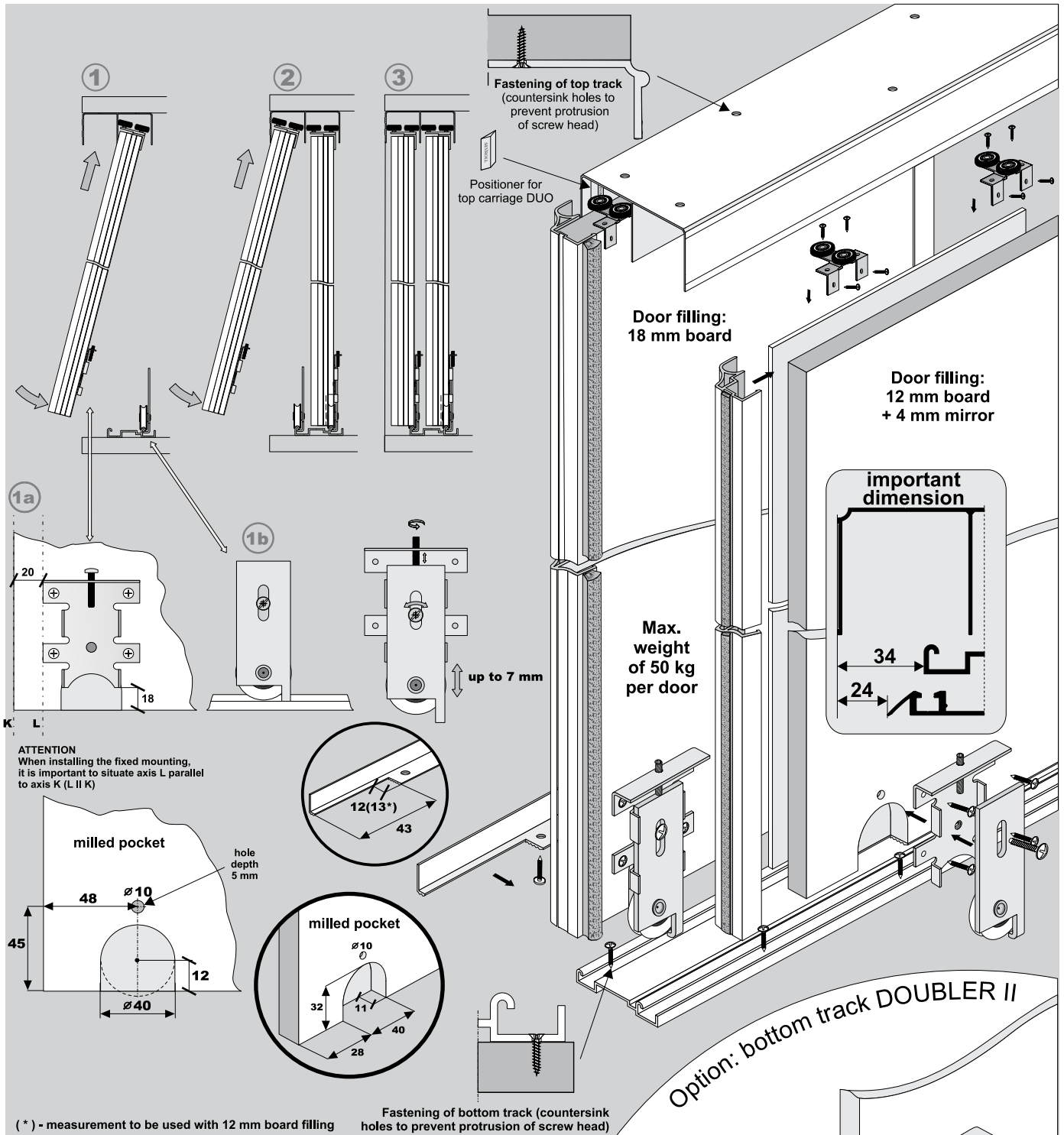
**TEXTILE DOOR STOP  
and ANTI-DUST BRUSHES****i** All brushes on page 372

CODE	NAME	A (mm)	B (mm)	INSTALLATION	COLLECTIVE PACKAGING	PRICED PER	NET PRICE
20020	TEXTILE DOOR STOP	4.8	4	INSERTED	550	RUNNING METRE	
20225	TEXTILE DOOR STOP	4.8	4	INSERTED	10	COLLECTIVE PACKAGE (100 r.m.)	
20024	ANTI-DUST BRUSH	4.8	13	INSERTED	200	RUNNING METRE	
20226	ANTI-DUST BRUSH	4.8	13	INSERTED	10	COLLECTIVE PACKAGE (50 r.m.)	
20027	ANTI-DUST BRUSH	6.7	13	SELF-ADHESIVE	200	RUNNING METRE	
20227	ANTI-DUST BRUSH	6.7	13	SELF-ADHESIVE	12	COLLECTIVE PACKAGE (50 r.m.)	

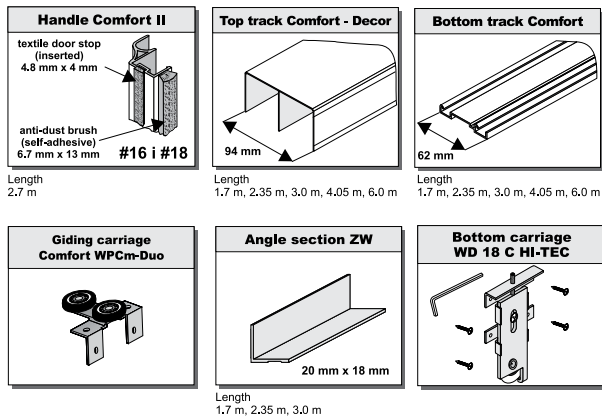
Handle **MINICOMFORT II**Handle **COMFORT I6 II**Handle **COMFORT I8 II**Handle **UNICOMFORT II**Screws **SMART** and **UNIX****i** Collective package contains 100 screws

CODE	NAME	DIMENSIONS (mm)	COLLECTIVE PACKAGING	PRICED PER	NET PRICE
20041	SCREW SMART	2.5 x 18	1	COLLECTIVE PACKAGE	
20092	SCREW SMART	2.5 x 25	1	COLLECTIVE PACKAGE	
20107	COUNTERSUNK SCREW UNIX	3 x 13	1	COLLECTIVE PACKAGE	

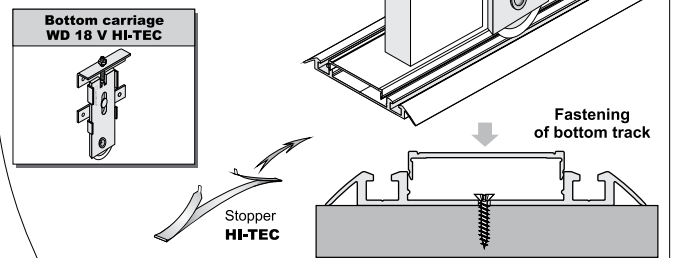




## COMPONENTS

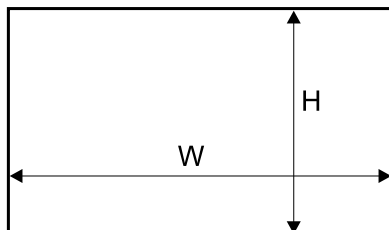


With Comfort set you may use bottom track **Doubler II** with covering strip along with bottom carriage WD18V HI-TEC. Fitting measurements are not affected.





## Dimensions of opening



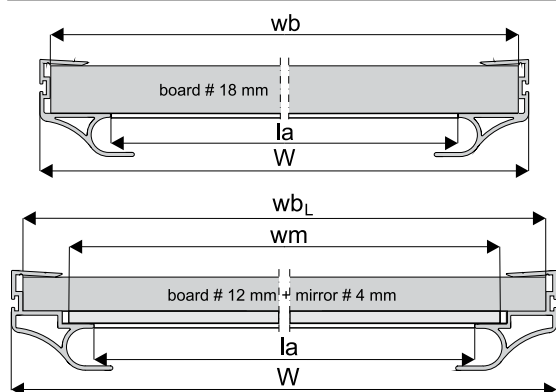
### ATTENTION! Calculations for handle with inserted brush

door height	- h	$h = H - 38 \text{ mm}$
board height	- hb	$hb = h - 2 \text{ mm}$
door width	- w	$w = (W - 3 + Z) : N$
board width #18	- wb	$wb = w - 7 \text{ mm}$
board width #12	- wb <sub>m</sub>	$wb_m = w - 7 \text{ mm}$
angle section length	- la	this size is determined after door construction

number of doors	- N	2	3
total overlap	- Z	35 mm	70 mm

### visual design - 4 wings

	$w = (W + 102) : 4$
	$w = (W : 2 + 32) : 2$

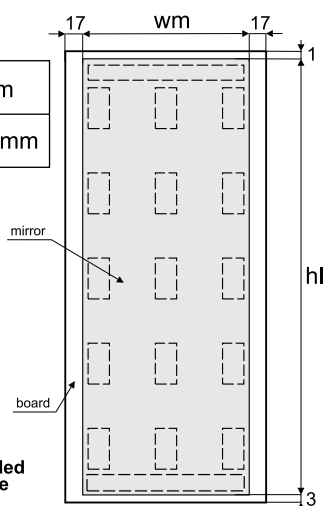


### mirror dimensions

mirror height	- hm	$hm = hb - 4 \text{ mm}$
mirror width	- wm	$wm = wb_m - 34 \text{ mm}$

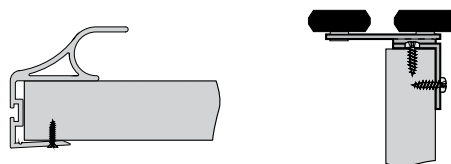
**ATTENTION:**  
board to mirror contact area  
should be free from dirt  
and grase before applying  
double-sided tape

Broken line indicates recommended  
positioning of double-sided tape

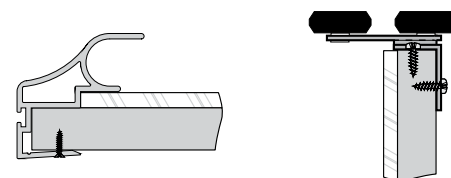


- When fitting handle profiles, do not use assembly adhesive
- The handle should be fixed to board with fastening screws on the inner door face

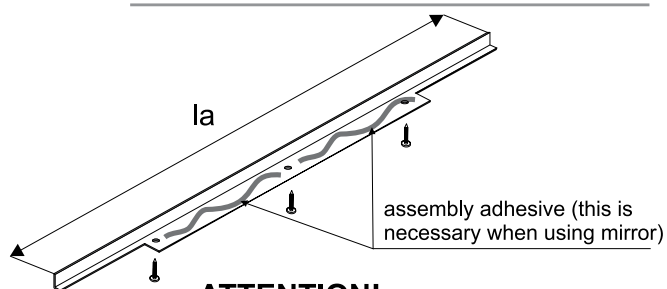

Installation method for handle and guiding carriage with # 18 mm board (handle Comfort # 18 mm).



Installation method for handle and guiding carriage with # 12 mm board + # 4 mm mirror (handle Comfort # 16 mm).



Installation method for angle section 20 mm x 18 mm



### ATTENTION!

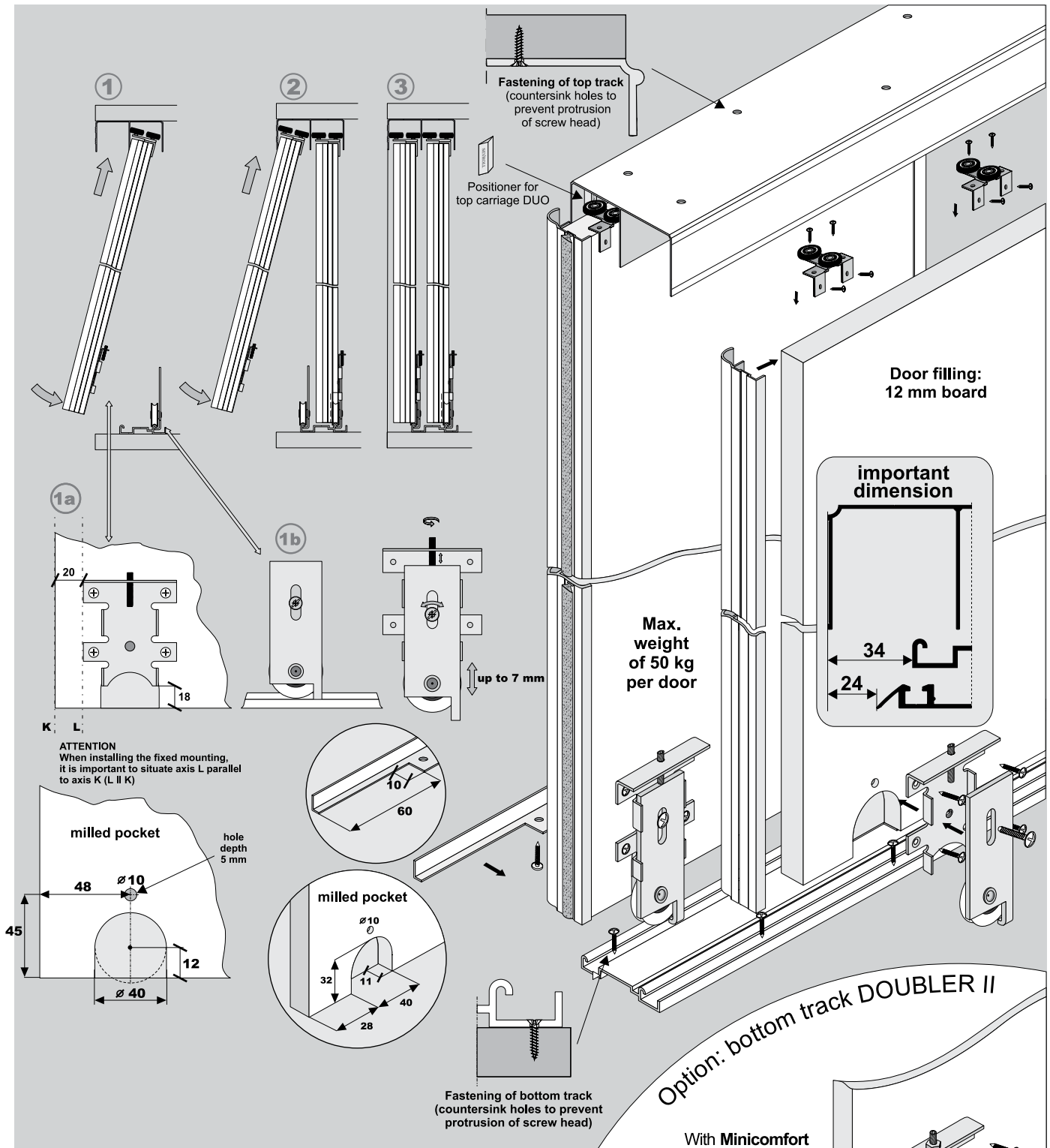
Angle section must be fastened to board with minimum 3 screws Ø 3 x 25.

### ATTENTION!

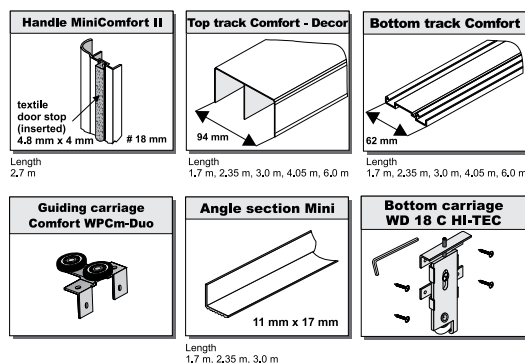
Handle profile should be 2 mm longer than board height.

### WARNING

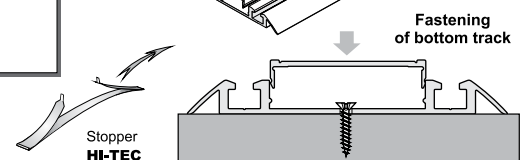
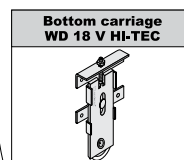
SEVROLL does not bear any responsibility for deformation resulting from the application of improper quality of boards (improper storage, improper humidity)



### COMPONENTS

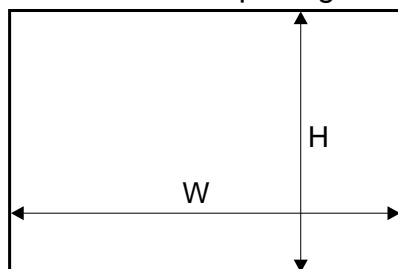


With Minicomfort set you may use bottom track **Doubler II** with covering strip along with bottom carriage WD18V HI-TEC. Fitting measurements are not affected.





## Dimensions of opening



handle length = door height

### ATTENTION! Calculations for handle with inserted brush

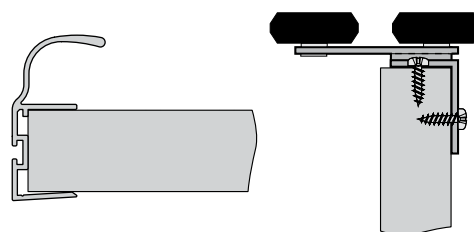
door height	- h	$h = H - 38 \text{ mm}$
board height	- hb	$hb = h - 2 \text{ mm}$
door width	- w	$w = (W - 3 + Z) : N$
board width <b>#18</b>	- wb	$wb = w - 7 \text{ mm}$
angle section length	- la	this size is determined after door construction

number of doors	- N	2	3
total overlap	- Z	20 mm	40 mm

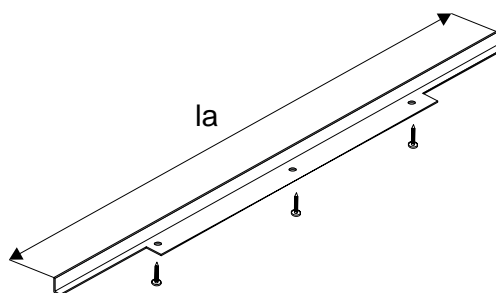
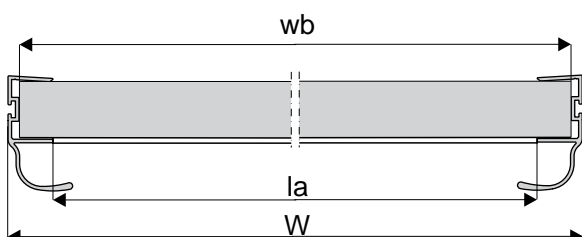

visual design - 4 wings	
	$w = (W + 57) : 4$
	$w = (W : 2 + 17) : 2$

- When fitting handle profiles, do not use assembly adhesive

Installation method for handle and guiding carriage with # 18 mm board (handle Comfort # 18 mm).



Installation method for angle section Mini 11 mm x 17 mm



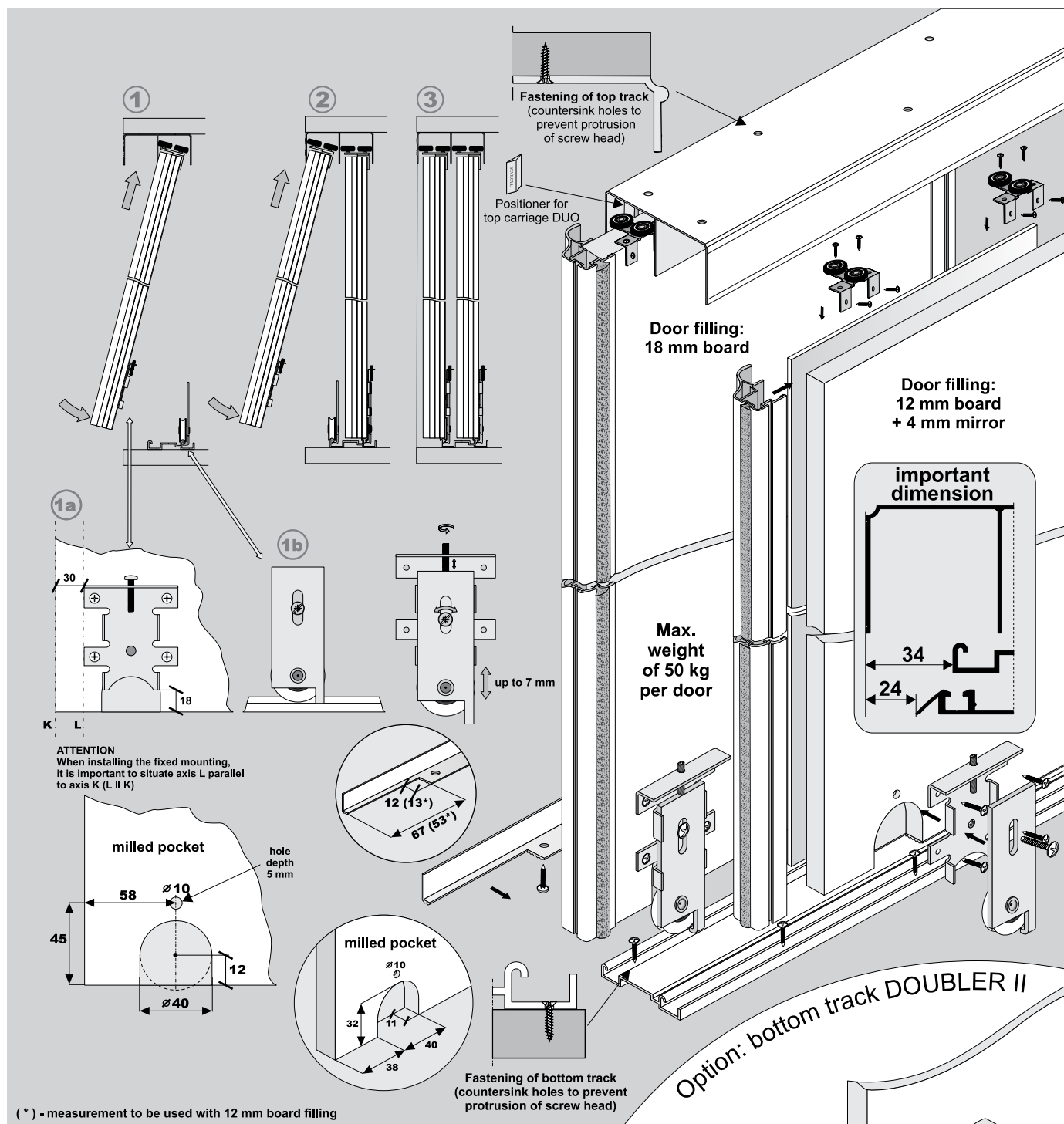
### ATTENTION!

Handle profile should be 2 mm longer than board height.

### WARNING

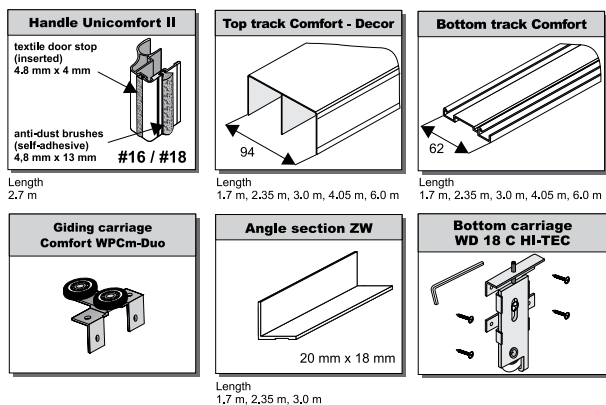
SEVROLL does not bear any responsibility for deformation resulting from the application of improper quality of boards (improper storage, improper humidity)




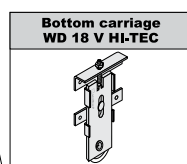


Option: bottom track DOUBLER II

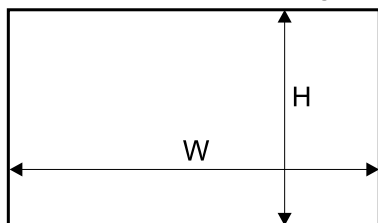
## COMPONENTS



With Unicomfort set you may use bottom track **Doubler II** with covering strip along with bottom carriage WD18V HI-TEC. Fitting measurements are not affected.



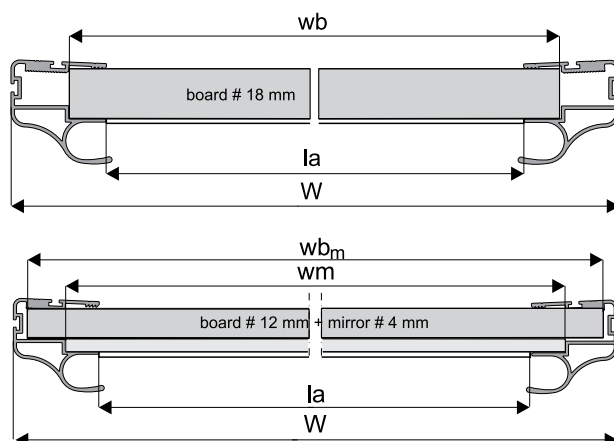
## Dimensions of opening



door height	- h	$h = H - 38 \text{ mm}$
board height	- hb	$hb = h - 2 \text{ mm}$
door width	- w	$w = (W - 3 + Z) : N$
board width #18	- wb	$wb = w - 40 \text{ mm}$
board width #12	- wb <sub>m</sub>	$wb_m = w - 7 \text{ mm}$
angle section length	- la	this size is determined after door construction

number of doors	- N	2	3
total overlap	- Z	35 mm	70 mm

visual design - 4 wings	
	$w = (W + 102) : 4$
	$w = (W : 2 + 32) : 2$

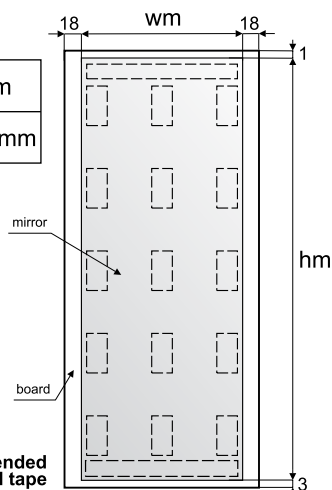


## mirror dimensions

mirror height	- hm = hb - 4 mm
mirror width	- wm = wb <sub>m</sub> - 36 mm

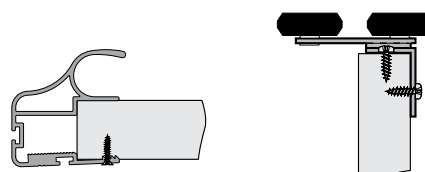
**ATTENTION:**  
board to mirror contact area  
should be free from dirt  
and grase before applying  
double-sided tape

Broken line indicates recommended  
positioning of double-sided tape

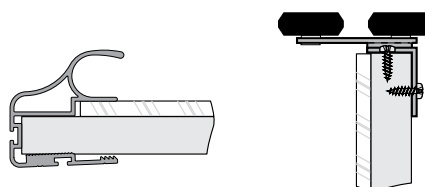


- When fitting handle profiles, do not use assembly adhesive
- The handle should be fixed to board with fastening screws on the inner door face

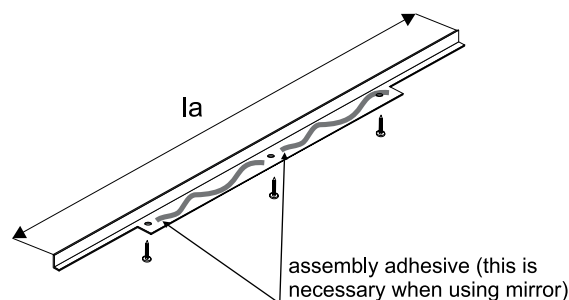
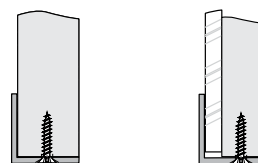
## Installation method for handle and guiding carriage with # 18 mm board



## Installation method for handle and guiding carriage with # 12 mm board + # 4 mm mirror



## Installation method for angle section ZW (20 mm x 18 mm)



## ATTENTION!

Angle section must be fastened to board with minimum 3 screws Ø 3 x 25.

## ATTENTION!

**Handle profile should be 2 mm longer than board height.**

## WARNING

**SEVROLL does not bear any responsibility for deformation resulting from the application of improper quality of boards (improper storage, improper humidity)**

SERIES

**MAXIM**



# Twin track sliding doors



WITH BOTTOM CARRIAGE SYSTEM

## SYSTEM MAXIM 18

The frame-like build of system MAXIM allows the easy construction of "mixed as well as homogenous filling" doors within 18 mm board and glass fillings. Thanks to the wide inserted seals, it's easy to combine 18mm board with mirror. Not only mirror, but also coloured glass, matt glass or safety glass can be used. Through the use of transparent fillings you can gain the often desired effect of both depth and the exhibition of the interior.

## SYSTEM MAXIM 18 Board

The biggest advantage of system Maxim Board 18 is the possibility to construct sliding doors with 18 mm board, where, thanks to H25 joiner, the middle of the filling can be made from mirror, glass or lacobel, without the need to use horizontal profiles. Therefore, a special top carriage was created for this system, also the standard bottom carriage WD 18V, known from Gemini system, can be used.

### ■ SYSTEM MAXIM 18

*LINE PROSPER*

*LINE PORTO*

### ■ SYSTEM MAXIM 18 Board

*LINE PROSPER Board*

*LINE PORTO Board*






## SYSTEM

# MAXIM 18

Twin track sliding doors with bottom carriage system



8 kg	14 kg	16 kg	25 kg	35 kg
40 kg	45 kg	50 kg	60 kg	70 kg
100 kg	120 kg			
10mm BOARD	16mm BOARD	18mm BOARD	16-40mm BOARD	16-50mm BOARD
BOARD+MIRROR	4mm MIRROR	4.5mm GLASS	6mm GLASS	8-12mm GLASS
PARTS	ONE PACK	PROGRAMME VICTORIA ABC	EASY BUY	

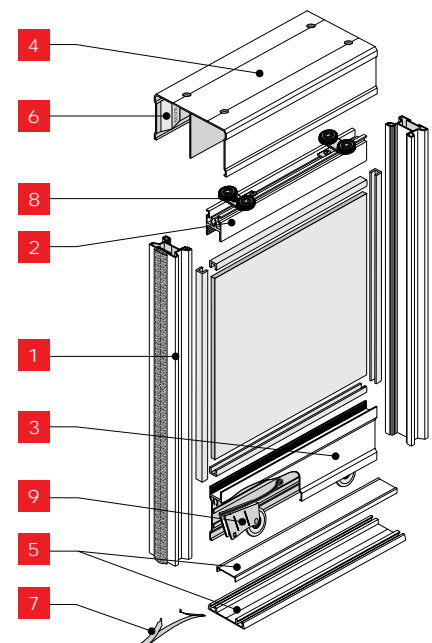


### CHARACTERISTICS

► Application	Sliding door
► Track	Twin
▼ Carriage system	Bottom
► Top guide	Ball bearing carriage
► Bottom guide	Ball bearing carriage (load bearing)
► Construction	Frame
► Filling thickness	18 mm
► Filling type	18 mm MFC, 4.5 mm safety glass or 4 mm mirror
► Max. door load	50 kg
► Max. handle length	2.70 m
► Max. track length	6.00 m
► Textile door stops	Yes
► Anti-dust brushes	n/a
► Sales programme	EASY BUY + Components are available individually
► Decorative profile programme	DECOR

### USAGE

- Built-in furniture, walk-in wardrobes, wardrobes, attics





## Basic system components

### Handle **PROSPER II Decor**

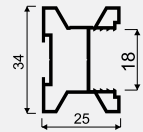


**DECOR**

1a



CODE	COLOUR	LENGTH (mm)	COLLECTIVE PACKAGING	PRICED PER	NET PRICE
03145	SILVER	2700	8	ITEM	
03144	LIGHT BROWN	2700	8	ITEM	



### Handle **PORTO**

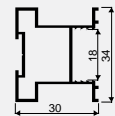


**DECOR**

1b



CODE	COLOUR	LENGTH (mm)	COLLECTIVE PACKAGING	PRICED PER	NET PRICE
03167	SILVER	2700	8	ITEM	
03166	LIGHT BROWN	2700	8	ITEM	



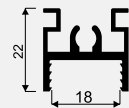
### Upper horizontal profile **MAXIM**



2



CODE	COLOUR	LENGTH (mm)	COLLECTIVE PACKAGING	PRICED PER	NET PRICE
02021	SILVER	1800	12	ITEM	
02975	LIGHT BROWN	1800	12	ITEM	
02022	SILVER	2500	12	ITEM	
02976	LIGHT BROWN	2500	12	ITEM	
02301	SILVER	3500	12	ITEM	
02977	LIGHT BROWN	3500	12	ITEM	
02305	SILVER	4300	12	ITEM	
02978	LIGHT BROWN	4300	12	ITEM	
02893	SILVER	6000	12	ITEM	
02979	LIGHT BROWN	6000	12	ITEM	



### Lower horizontal profile **MAXIM II Decor**

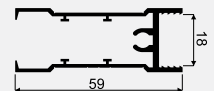


**DECOR**

3



CODE	COLOUR	LENGTH (mm)	COLLECTIVE PACKAGING	PRICED PER	NET PRICE
02804	SILVER	1800	12	ITEM	
02970	LIGHT BROWN	1800	12	ITEM	
02809	SILVER	2500	12	ITEM	
02971	LIGHT BROWN	2500	12	ITEM	
02811	SILVER	3500	12	ITEM	
02972	LIGHT BROWN	3500	12	ITEM	
02801	SILVER	4300	12	ITEM	
02973	LIGHT BROWN	4300	12	ITEM	
02889	SILVER	6000	12	ITEM	
02974	LIGHT BROWN	6000	12	ITEM	



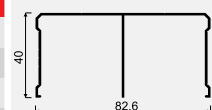
### Top track **MAXIM Decor**

**DECOR**

4



CODE	COLOUR	LENGTH (mm)	COLLECTIVE PACKAGING	PRICED PER	NET PRICE
02023	SILVER	1800	12	ITEM	
02991	LIGHT BROWN	1800	12	ITEM	
02024	SILVER	2500	12	ITEM	
02992	LIGHT BROWN	2500	12	ITEM	
02298	SILVER	3500	12	ITEM	
02993	LIGHT BROWN	3500	12	ITEM	
02306	SILVER	4300	12	ITEM	
02994	LIGHT BROWN	4300	12	ITEM	
02892	SILVER	6000	12	ITEM	
02995	LIGHT BROWN	6000	12	ITEM	







SYSTEM

MAXIM I8


## Basic system components

Bottom track **MAXIM II**

5



CODE	COLOUR	LENGTH (mm)	COLLECTIVE PACKAGING	PRICED PER	NET PRICE
02805	SILVER	1800	12	ITEM	
02986	LIGHT BROWN	1800	12	ITEM	
02806	SILVER	2500	12	ITEM	
02987	LIGHT BROWN	2500	12	ITEM	
02808	SILVER	3500	12	ITEM	
02988	LIGHT BROWN	3500	12	ITEM	
02802	SILVER	4300	12	ITEM	
02989	LIGHT BROWN	4300	12	ITEM	
02890	SILVER	6000	12	ITEM	
02990	LIGHT BROWN	6000	12	ITEM	

Covering strip for bottom track  
**MAXIM II Decor****DECOR**

5 +



CODE	COLOUR	LENGTH (mm)	COLLECTIVE PACKAGING	PRICED PER	NET PRICE
02812	SILVER	1800	12	ITEM	
02996	LIGHT BROWN	1800	12	ITEM	
02813	SILVER	2500	12	ITEM	
02997	LIGHT BROWN	2500	12	ITEM	
02815	SILVER	3500	12	ITEM	
02998	LIGHT BROWN	3500	12	ITEM	
02803	SILVER	4300	12	ITEM	
02999	LIGHT BROWN	4300	12	ITEM	
02891	SILVER	6000	12	ITEM	
03000	LIGHT BROWN	6000	12	ITEM	

Top carriage **DUO** positioner**i** Collective package contains 100 positioners

6



CODE	COLLECTIVE PACKAGING	PRICED PER	NET PRICE
20104	1	COLLECTIVE PACKAGE	

Stopper for  
bottom carriage **HI-TEC**

7



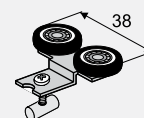
CODE	COLLECTIVE PACKAGING	PRICED PER	NET PRICE
20080	1000	ITEM	

Guiding carriage  
**MAXIM WPMx.-DUO**

8a



CODE	COLLECTIVE PACKAGING	PRICED PER	NET PRICE
10071	400	ITEM	





Soft-Close

**SEVROMATIC SV-25 i SV-50****i** Set includes 2 items L & R

CODE	KG	COLLECTIVE PACKAGING	PRICED PER	NET PRICE
20139	25	24	SET	
20200	50	24	SET	



Soft-Close

**SEVROMATIC MINI SV-40****i** Set includes 2 items

CODE	KG	COLLECTIVE PACKAGING	PRICED PER	NET PRICE
20258	40	24	SET	

Soft-Close

**SEVROMATIC TOP SV-60 i SV-80****i** Set includes 2 items

CODE	KG	COLLECTIVE PACKAGING	PRICED PER	NET PRICE
20259	60	24	SET	
20267	80	24	SET	

Bottom Carriage

**WD 10V HI-TEC**

CODE	COLLECTIVE PACKAGING	PRICED PER	NET PRICE
10043	100	ITEM	

**SET:** Bottom Carriage**WD 10V HI-TEC Blister****i** Set includes two carriages and stopper HI-TEC, fully packaged

CODE	COLLECTIVE PACKAGING	PRICED PER	NET PRICE
10051	50	SET	

Bottom Carriage

**WD 10V DUO 60 kg**

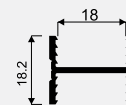
CODE	COLLECTIVE PACKAGING	PRICED PER	NET PRICE
10093	100	ITEM	



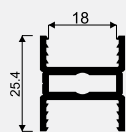
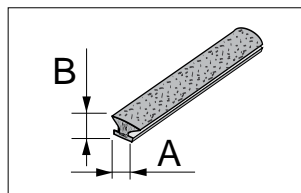
SYSTEM

**MAXIM 18****Basic system components**Profile **H18 MAXIM****DECOR**

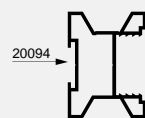
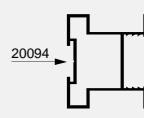
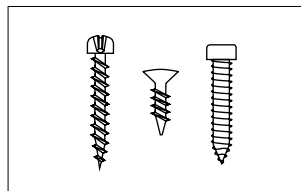
CODE	COLOUR	LENGTH (mm)	COLLECTIVE PACKAGING	PRICED PER	NET PRICE
01881	SILVER	1800	30	ITEM	
02980	LIGHT BROWN	1800	30	ITEM	
01882	SILVER	2500	30	ITEM	
02981	LIGHT BROWN	2500	30	ITEM	

Profile **H25 MAXIM****DECOR**

CODE	COLOUR	LENGTH (mm)	COLLECTIVE PACKAGING	PRICED PER	NET PRICE
01883	SILVER	1800	20	ITEM	
02983	LIGHT BROWN	1800	20	ITEM	
01884	SILVER	2500	20	ITEM	
02984	LIGHT BROWN	2500	20	ITEM	

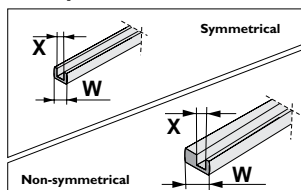
**TEXTILE DOOR STOP****i** All brushes on page 372

CODE	NAME	A (mm)	B (mm)	INSTALLATION	COLLECTIVE PACKAGING	PRICED PER	NET PRICE
20094	TEXTILE DOOR STOP	14.5	4	INSERTED	200	RUNNING METRE	
20224	TEXTILE DOOR STOP	14.5	4	INSERTED	10	COLLECTIVE PACKAGE (50 r.m.)	

Handle **PROSPER II - Decor**Handle **PORTO**Screws **SMART, UNIX**  
and **SELF-TAPPING****i** Collective package contains 100 screws

CODE	NAME	DIMENSIONS (mm)	COLLECTIVE PACKAGING	PRICED PER	NET PRICE
20041	SCREW SMART	2.5 x 18	1	COLLECTIVE PACKAGE	
20092	SCREW SMART	2.5 x 25	1	COLLECTIVE PACKAGE	
20107	COUNTERSUNK SCREW UNIX	3 x 13	1	COLLECTIVE PACKAGE	
20001	SELF-TAPPING SCREW	6.3 x 32	2000	ITEM	

## Gasket

**Symmetrical and Non-symmetrical****i** All gaskets on page 372

CODE	X (mm)	W (mm)	COLLECTIVE PACKAGING	PRICED PER	NET PRICE
20106 non-symmetrical	18	4	1	RUNNING METRE (25 r.m.)	
20102 symmetrical	18	4	1	RUNNING METRE (25 r.m.)	
20145 symmetrical	18	8	1	RUNNING METRE (25 r.m.)	


**SET MAXIM M18-1 III**  
**and SET MAXIM M25-1 III**
**DECOR**

Complete profile sets in silver



SET COMPONENTS	CODE	SET MAXIM M18-1 III	SET MAXIM M18-1 III
SET CODE		03158 (1.8 m)	03159 (2.5 m)
Handle PROSPER II	03145	4 pcs	6 pcs
Top track MAXIM 1.8 / 2.5	02023 / 02024	1 pc.	1 pc.
Bottom track MAXIM II 1.8 / 2.5	02805 / 02806	1 pc.	1 pc.
U. h. profile MAXIM II 1.8 / 2.5	02021 / 02022	1 pc.	1 pc.
B. h. profile MAXIM II 1.8 / 2.5	02804 / 02809	1 pc.	1 pc.
Covering strip Maxim II 1.8 / 2.5	02812 / 02813	1 pc.	1 pc.
	DOOR WING No.	2	3
	NET PRICE		

**SET MAXIM M18-2**  
**and SET MAXIM M25-2**
**DECOR**

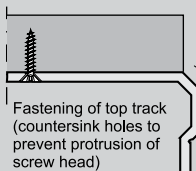
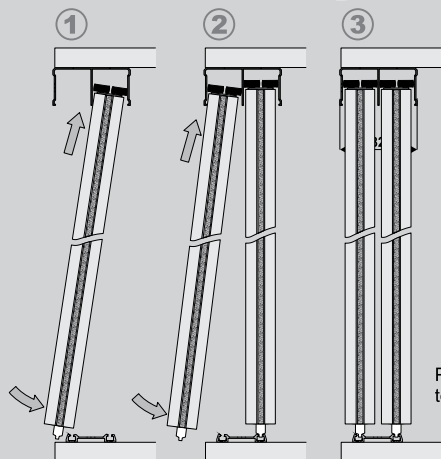
Complete accessory sets



SET COMPONENTS	CODE	SET MAXIM M18-2	SET MAXIM M18-2
SET CODE		02066 (1.8 m)	02067 (2.5 m)
Bottom carriage WD10 V HI-TEC	10043S	4 pcs	6 pcs
Guiding carriage MAXIM WPMx.-DUO	10071	4 pcs	6 pcs
Stopper HI-TEC	20080	2 pcs	3 pcs
Screw SMART 2.5 x 18 (bottom track)	20041	6 pcs	9 pcs
Screw UNIX 3 x 13 (top track)	20107	6 pcs	9 pcs
Self-tapping screw 6.3 x 32	20001	8 pcs	12 pcs
Textile brush stop 14.5 x 4 (inserted)	20094	11 running metres	17 running metres
Assembly instructions	-	1 copy	1 copy
	DOOR WING No.	2	3
	NET PRICE		

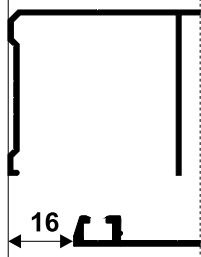


Door fitting order

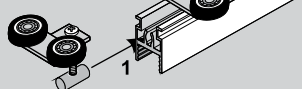


Positioner for top carriage DUO

Important dimension



Installation of top carriage **MAXIM** to top horizontal profile



Door filling: mirror or safety glass + gaskets

Door filling: 18 mm board

Max weight of 50 kg per door

screw M 5 x 30

Installation of carriage **WD 10V** to bottom horizontal profile **MAXIM**

Insert stopper into track prior to fastening

openings  $\varnothing$  3 mm do not require countersinking

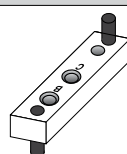
self-tapping screw  $\varnothing$  6,3 x 32

$\varnothing$  9.5

$\varnothing$  6.5

handle-top

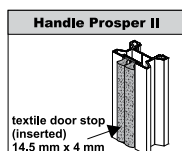
handle-bottom



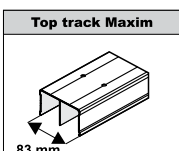
**ATTENTION:**  
In order to drill handle holes precisely and quickly, we recommend using our drill jig

Index 20173

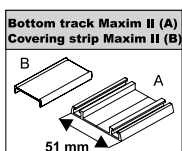
**COMPONENTS**



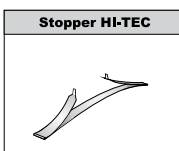
Length 2,7 m



Length 1,8 m, 2,5 m, 3,5 m, 4,3 m, 6,0 m



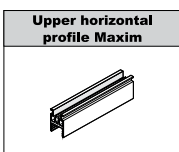
Length 1,8 m, 2,5 m, 3,5 m, 4,3 m, 6,0 m



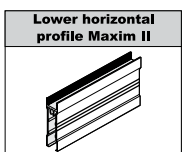
Length 1,8 m, 2,5 m, 3,5 m, 4,3 m, 6,0 m



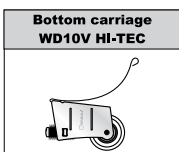
Length 2,7 m



Length 1,8 m, 2,5 m, 3,5 m, 4,3 m, 6,0 m




Length 1,8 m, 2,5 m, 3,5 m, 4,3 m, 6,0 m

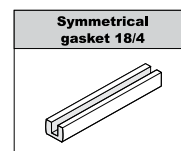


Length 1,8 m, 2,5 m, 3,5 m, 4,3 m, 6,0 m

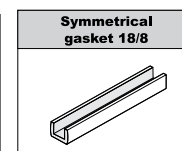
**ADDITIONAL COMPONENTS**



Length 1,8 m, 2,5 m



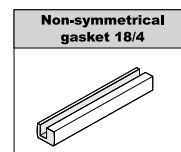
Length 1,8 m, 2,5 m



Length 1,8 m, 2,5 m



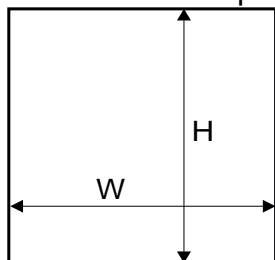
Length 1,8 m, 2,5 m



Length 1,8 m, 2,5 m

System MAXIM 18 allows the combination of different door fillings (board+glass) simply through the use of additional components: gasket, joiner H18 MAXIM and H25 MAXIM.

### Dimensions of opening



door filling:  
board # 18 mm  
mirror # 4 mm or safety glass

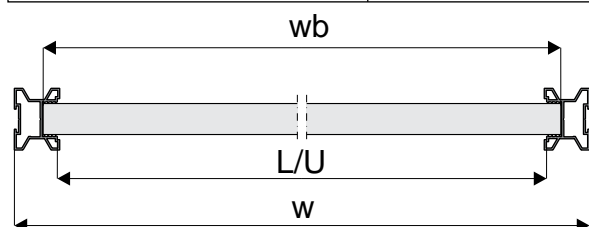
#### door filling - # 18 mm board

door height	- h	$h = H - 38 \text{ mm}$
door wing height with soft-close fitted	Mini SV40	$h = H - 42 \text{ mm}$
	Top SV60	$h = H - 45 \text{ mm}$
	SV-25 SV-50	$h = H - 38 \text{ mm}$
board height	- hb	$hb = h - 68 \text{ mm}$
door width	- w	$w = (W - 3 \text{ mm} + Z) : N$
board width	- wb	$wb = w - 31 \text{ mm}$
horizontal profile length	- L	$L = U = w - 47.4 \text{ mm}$
upper horizontal profile length	- U	

number of doors	- N	2	3
total overlap	- Z	25 mm	50 mm

#### visual design - 4 wings

	$w = (W + 72) : 4$
	$w = (W : 2 + 22) : 2$

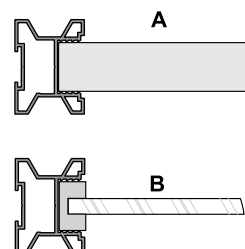


#### door filling - # 4 mm mirror or glass

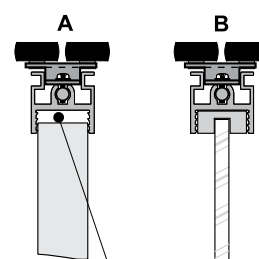
mirror height	hm	$hm = hb$
mirror width	wm	$wm = wb - 4 \text{ mm}$

### Installation method for fitting 18 mm board (diag. A) and 4 mm mirror or glass (diag. B)

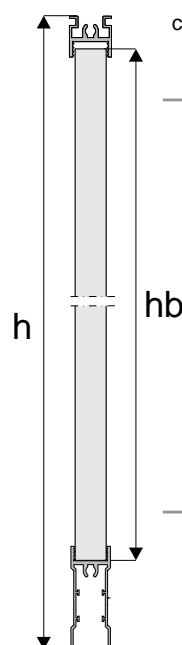
- with handle



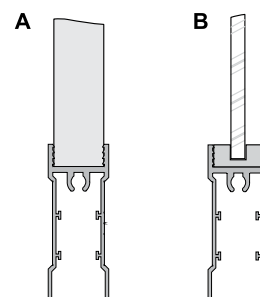
- with upper profile



construction clearance included in the calculation of the height of board



- with lower profile

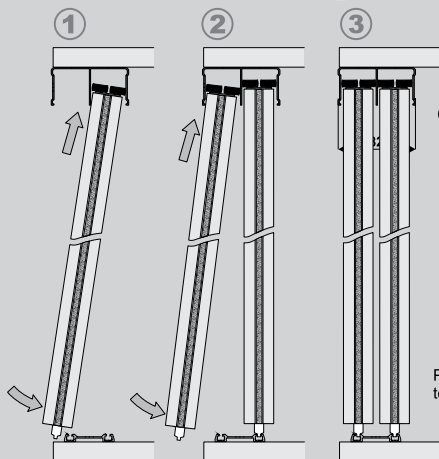


### ATTENTION!

**Mirror (4 mm) should be used with a safety backing film. Safety glass (4.5 mm) comprises of two thin layers with a film in-between. Both mirror and glass need fitting gaskets.**



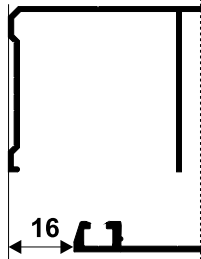
Door fitting order



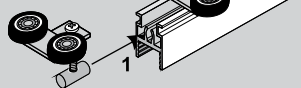
Fastening of top track  
(countersink holes to prevent  
protrusion of screw head)

Positioner for  
top carriage DUO

Important  
dimension



Installation of top  
carriage **MAXIM** to top  
horizontal profile



Door filling:  
mirror 4 mm or  
safety glass 4.5 mm  
+ gaskets

Door filling:  
18 mm  
board

Max. weight  
of 50 kg  
per door

screw  
M5x30

Installation of carriage  
WD 10V to bottom  
horizontal profile **MAXIM**

Insert stopper into track  
prior to fastening

openings  $\varnothing$  3 mm  
do not require countersinking

self-tapping  
screw  $\varnothing$  6.3 x 32

$\varnothing$  9.5

$\varnothing$  6.5

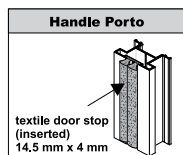
handle-top

handle-bottom

**ATTENTION:**

In order to drill handle  
holes precisely and  
quickly, we recommend  
using our drill jig  
(index 20183)

**COMPONENTS**



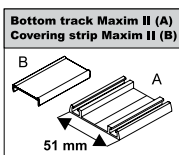
textile door stop  
(inserted)  
14.5 mm x 4 mm

Length  
2.7 m

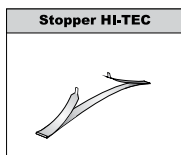


83 mm

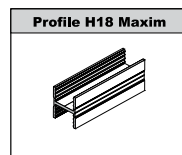
Length  
1.8 m, 2.5 m, 3.5 m, 4.3 m, 6 m



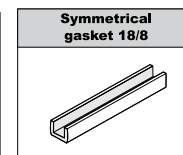
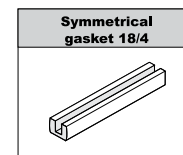
Length  
1.8 m, 2.5 m, 3.5 m, 4.3 m, 6 m



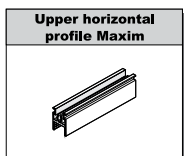
**ADDITIONAL COMPONENTS**



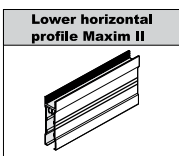
Length  
1.8 m, 2.5 m



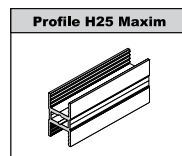
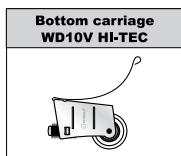
Length  
2.7 m



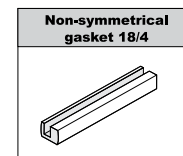
Length  
1.8 m, 2.5 m, 3.5 m, 4.3 m, 6 m



Length  
1.8 m, 2.5 m, 3.5 m, 4.3 m, 6 m



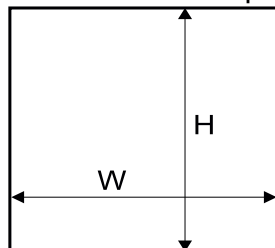
Length  
1.8 m, 2.5 m





System MAXIM 18 allows the combination of different door fillings (board + glass) simply through the use of additional components: gasket, joiner H18 MAXIM and H25 MAXIM.

## Dimensions of opening


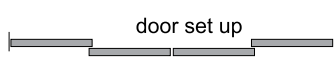


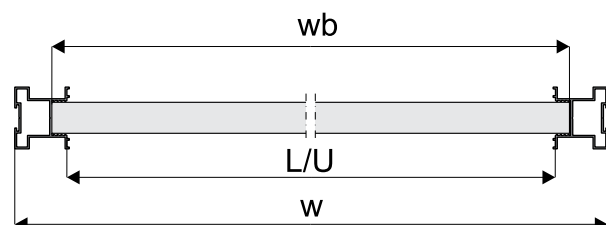
door filling:  
board # 18 mm  
mirror # 4 mm or safety glass

handle length = door height

door height	- h	$h = H - 38 \text{ mm}$
door wing height with soft-close fitted	Mini SV40	$h = H - 42 \text{ mm}$
	Top SV60	$h = H - 45 \text{ mm}$
	SV-25	$h = H - 38 \text{ mm}$
	SV-50	
board height	- hb	$hb = h - 68 \text{ mm}$
door width	- w	$w = (W - 3 \text{ mm} + Z) : N$
board width	- wb	$wb = w - 41 \text{ mm}$
horizontal profile length	- L	$L = U = w - 57.4 \text{ mm}$
upper horizontal profile length	- U	

number of doors	- N	2	3
total overlap	- Z	30 mm	60 mm

visual design - 4 wings	
	$w = (W + 87) : 4$
	$w = (W : 2 + 27) : 2$

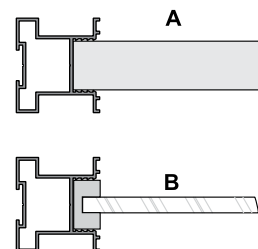


door filling - # 4 mm mirror or glass

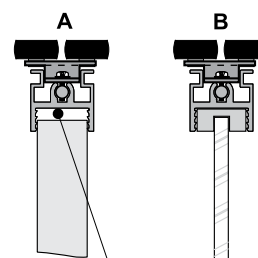
mirror height	hm	$hm = hb$
mirror width	wm	$wm = wb - 4 \text{ mm}$

## Installation method for fitting 18 mm board (diag. A) and 4 mm mirror or glass (diag. B)

- with handle

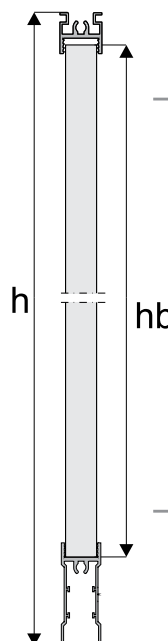
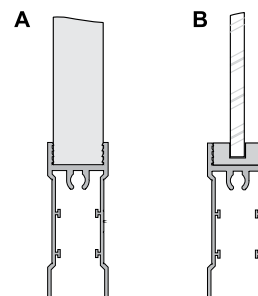


- with upper profile



construction clearance included in the calculation of the height of board

- with lower profile




## ATTENTION!

**Mirror (4 mm) should be used with a safety backing film. Safety glass (4.5 mm) comprises of two thin layers with a film in-between. Both mirror and glass need fitting gaskets.**

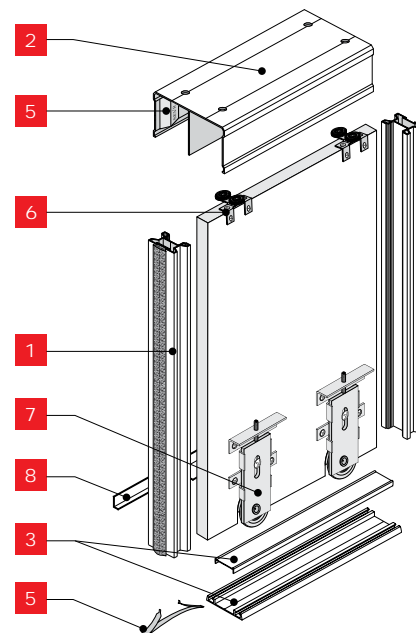
## SYSTEM

# MAXIM 18 Board

Twin track sliding doors with bottom carriage system



► Application	Sliding doors
► Track	Twin
▼ Carriage system	Bottom
► Top guide	Ball bearing carriage
► Bottom guide	Ball bearing carriage (load bearing)
► Construction	Board
► Filling thickness	18 mm
► Filling type	18 mm MFC
► Max. door load	50 kg
► Max. handle length	2.70 m
► Max. track length	6.00 m
► Textile door stops	Yes
► Anti-dust brushes	n/a
► Sales programme	Components are available individually
► Decorative profile programme	DECOR



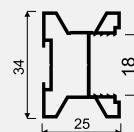
► Built-in furniture, walk-in wardrobes, wardrobes, attics

Handle **PROSPER II Decor****DECOR**

1a



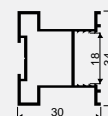
CODE	COLOUR	LENGTH (mm)	COLLECTIVE PACKAGING	PRICED PER	NET PRICE
03145	SILVER	2700	8	ITEM	
03144	LIGHT BROWN	2700	8	ITEM	

Handle **PORTO****DECOR**

1b



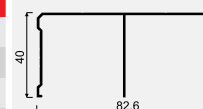
CODE	COLOUR	LENGTH (mm)	COLLECTIVE PACKAGING	PRICED PER	NET PRICE
03167	SILVER	2700	8	ITEM	
03166	LIGHT BROWN	2700	8	ITEM	

Top track **MAXIM Decor****DECOR**

2



CODE	COLOUR	LENGTH (mm)	COLLECTIVE PACKAGING	PRICED PER	NET PRICE
02023	SILVER	1800	12	ITEM	
02991	LIGHT BROWN	1800	12	ITEM	
02024	SILVER	2500	12	ITEM	
02992	LIGHT BROWN	2500	12	ITEM	
02298	SILVER	3500	12	ITEM	
02993	LIGHT BROWN	3500	12	ITEM	
02306	SILVER	4300	12	ITEM	
02994	LIGHT BROWN	4300	12	ITEM	
02892	SILVER	6000	12	ITEM	
02995	LIGHT BROWN	6000	12	ITEM	

Bottom track **MAXIM II**

3



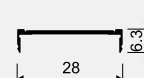
CODE	COLOUR	LENGTH (mm)	COLLECTIVE PACKAGING	PRICED PER	NET PRICE
02805	SILVER	1800	12	ITEM	
02986	LIGHT BROWN	1800	12	ITEM	
02806	SILVER	2500	12	ITEM	
02987	LIGHT BROWN	2500	12	ITEM	
02808	SILVER	3500	12	ITEM	
02988	LIGHT BROWN	3500	12	ITEM	
02802	SILVER	4300	12	ITEM	
02989	LIGHT BROWN	4300	12	ITEM	
02890	SILVER	6000	12	ITEM	
02990	LIGHT BROWN	6000	12	ITEM	

Covering strip for bottom track  
**MAXIM II Decor****DECOR**

3 +



CODE	COLOUR	LENGTH (mm)	COLLECTIVE PACKAGING	PRICED PER	NET PRICE
02812	SILVER	1800	12	ITEM	
02996	LIGHT BROWN	1800	12	ITEM	
02813	SILVER	2500	12	ITEM	
02997	LIGHT BROWN	2500	12	ITEM	
02815	SILVER	3500	12	ITEM	
02998	LIGHT BROWN	3500	12	ITEM	
02803	SILVER	4300	12	ITEM	
02999	LIGHT BROWN	4300	12	ITEM	
02891	SILVER	6000	12	ITEM	
03000	LIGHT BROWN	6000	12	ITEM	





SYSTEM

# MAXIM I8 Board

Basic system components

Top carriage **DUO** positioner

CODE	COLLECTIVE PACKAGING	PRICED PER	NET PRICE
20104	1	COLLECTIVE PACKAGE	

Stopper for bottom carriage **HI-TEC**

CODE	COLLECTIVE PACKAGING	PRICED PER	NET PRICE
20080	1000	ITEM	

Soft-Close for sliding door

**SEVROMATIC SV-25 i SV-50****i** Set includes 2 items L & R

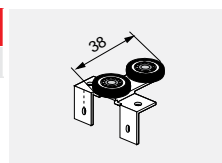
CODE	KG	COLLECTIVE PACKAGING	PRICED PER	NET PRICE
20139	25	24	SET	
20200	50	24	SET	



Guiding carriage

**MAXIM Board WPMx.B-DUO**

CODE	COLLECTIVE PACKAGING	PRICED PER	NET PRICE
10112	200	ITEM	

Bottom carriage **WD 18V HI-TEC**

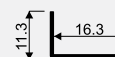
CODE	COLLECTIVE PACKAGING	PRICED PER	NET PRICE
10060	100	ITEM	

**SET:** Bottom carriage **WD 18V HI-TEC Blister****i** Set includes two carriages and stopper HI-TEC, fully packaged

CODE	COLLECTIVE PACKAGING	PRICED PER	NET PRICE
10058	50	SET	

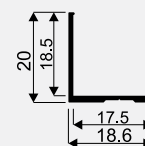
Angle section **MINI 11x17**

CODE	COLOUR	LENGTH (mm)	COLLECTIVE PACKAGING	PRICED PER	NET PRICE
00102	SILVER	1700	120	ITEM	
00093	LIGHT BROWN	1700	120	ITEM	
00108	GOLD	1700	120	ITEM	
00103	SILVER	2350	120	ITEM	
00094	LIGHT BROWN	2350	120	ITEM	
00109	GOLD	2350	120	ITEM	
00104	SILVER	3000	120	ITEM	
00095	LIGHT BROWN	3000	120	ITEM	
00110	GOLD	3000	120	ITEM	

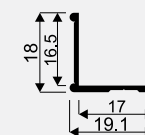


Angle section **ZW 20x18**

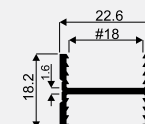
CODE	COLOUR	LENGTH (mm)	COLLECTIVE PACKAGING	PRICED PER	NET PRICE
00058	SILVER	1700	60	ITEM	
00052	LIGHT BROWN	1700	60	ITEM	
00061	GOLD	1700	60	ITEM	
00059	SILVER	2350	60	ITEM	
00053	LIGHT BROWN	2350	60	ITEM	
00062	GOLD	2350	60	ITEM	
00060	SILVER	3000	60	ITEM	
00054	LIGHT BROWN	3000	60	ITEM	
00063	GOLD	3000	60	ITEM	

Angle section **K2 Decor**Programma  
VICTORIA**ABC DECOR**

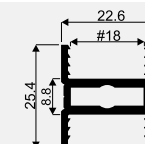
CODE	COLOUR	LENGTH (mm)	COLLECTIVE PACKAGING	PRICED PER	NET PRICE
00078	SILVER	1700	60	ITEM	
00069	LIGHT BROWN	1700	60	ITEM	
00081	GOLD	1700	60	ITEM	
02934	LIGHT BROWN with brushed effect	1700	60	ITEM	
03462	BLACK with brushed effect	1700	60	ITEM	
03459	COGNAC with brushed effect	1700	60	ITEM	
00079	SILVER	2350	60	ITEM	
00070	LIGHT BROWN	2350	60	ITEM	
00082	GOLD	2350	60	ITEM	
02935	LIGHT BROWN with brushed effect	2350	60	ITEM	
03463	BLACK with brushed effect	2350	60	ITEM	
03460	COGNAC with brushed effect	2350	60	ITEM	
00080	SILVER	3000	60	ITEM	
00071	LIGHT BROWN	3000	60	ITEM	
00083	GOLD	3000	60	ITEM	
02936	LIGHT BROWN with brushed effect	3000	60	ITEM	
03464	BLACK with brushed effect	3000	60	ITEM	
03461	COGNAC with brushed effect	3000	60	ITEM	

Profile **H18 MAXIM**18mm  
BOARD**DECOR**

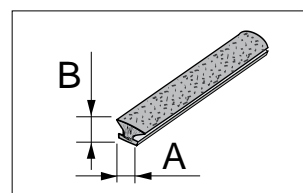
CODE	COLOUR	LENGTH (mm)	COLLECTIVE PACKAGING	PRICED PER	NET PRICE
01881	SILVER	1800	30	ITEM	
02980	LIGHT BROWN	1800	30	ITEM	
01882	SILVER	2500	30	ITEM	
02981	LIGHT BROWN	2500	30	ITEM	

Profile **H25 MAXIM**18mm  
BOARD**DECOR**

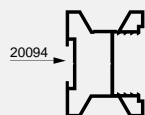
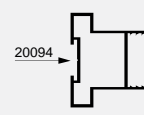
CODE	COLOUR	LENGTH (mm)	COLLECTIVE PACKAGING	PRICED PER	NET PRICE
01883	SILVER	1800	20	ITEM	
02983	LIGHT BROWN	1800	20	ITEM	
01884	SILVER	2500	20	ITEM	
02984	LIGHT BROWN	2500	20	ITEM	



## TEXTILE DOOR STOP

**i** All brushes on page 372


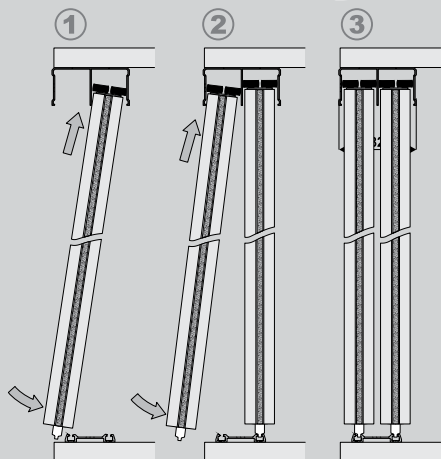
CODE	NAME	A (mm)	B (mm)	INSTALLATION	COLLECTIVE PACKAGING	PRICED PER	NET PRICE
20094	TEXTILE DOOR STOP	14.5	4	INSERTED	200	RUNNING METRE	
20224	TEXTILE DOOR STOP	14.5	4	INSERTED	10	COLLECTIVE PACKAGE (50 r.m.)	

Handle **PROSPER II - Decor**Handle **PORTO**

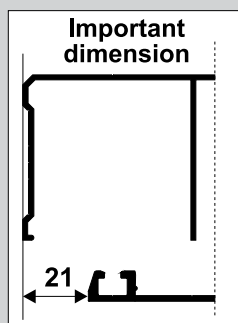




### Door fitting order

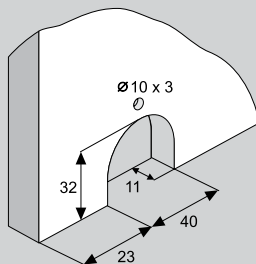
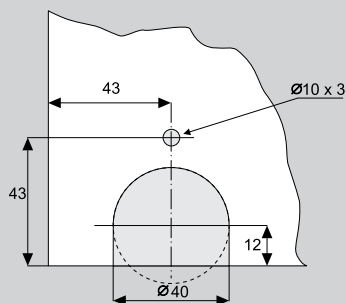


Positioner for  
top carriage DUO

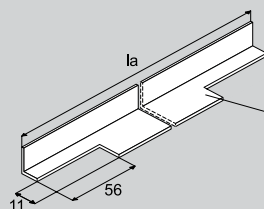
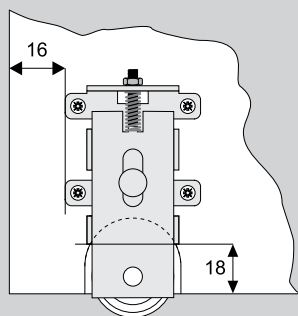


Door filling:  
18 mm board

Max.  
weight  
of 50 kg  
per door



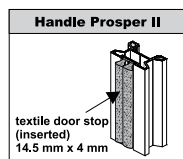
Ø4 x 30



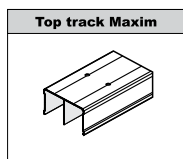
Insert stopper into  
track prior to fastening

openings Ø 3 mm  
do not require countersinking

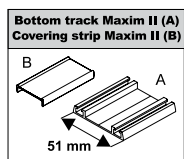
## COMPONENTS



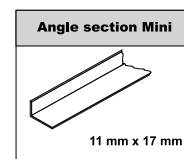
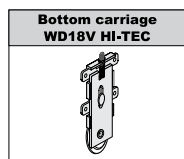
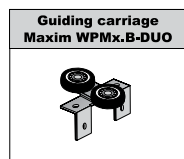
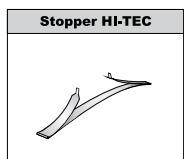
Length  
2,7 m



Length  
1,8 m, 2,5 m, 3,5 m, 4,3 m, 6,0 m



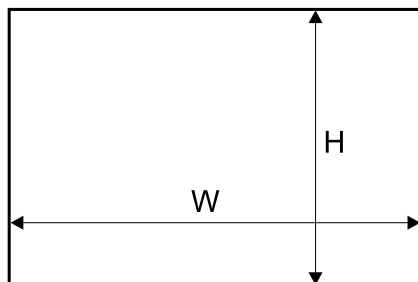
Length  
1,8 m, 2,5 m, 3,5 m, 4,3 m, 6,0 m



Length  
1,7 m, 2,35 m, 3,0 m



## Dimensions of opening

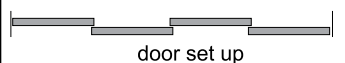
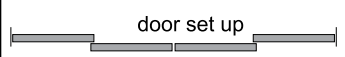


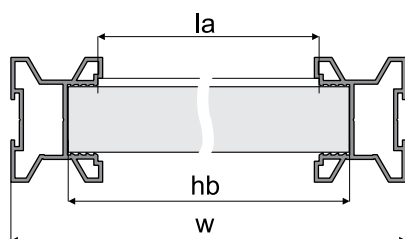
handle length = door height

## door filling - # 18 board

door height	- h	$h = H - 38 \text{ mm}$
board height	- hb	$hb = h - 2 \text{ mm}$
door width	- w	$w = (W - 3 + Z) : N$
board width	- wb	$wb = d - 31 \text{ mm}$
angle section mini length	- la	this size is determined after door construction

number of doors	- N	2	3
total overlap	- Z	25 mm	50 mm

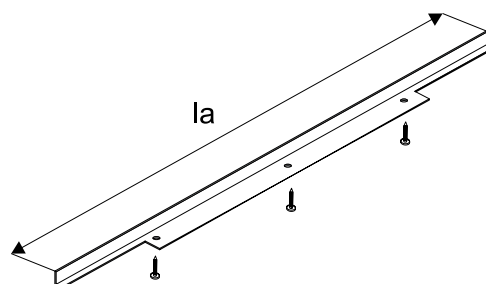
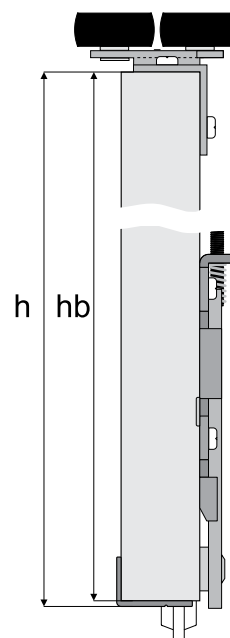
visual design - 4 wings	
	$w = (W + 72) : 4$
	$w = (W : 2 + 22) : 2$



## ATTENTION!

Handle profile should be 2 mm longer than board height.

- When fitting handle profiles, do not use assembly adhesive
- The tapped handle screw to the plate with screws according to instructions


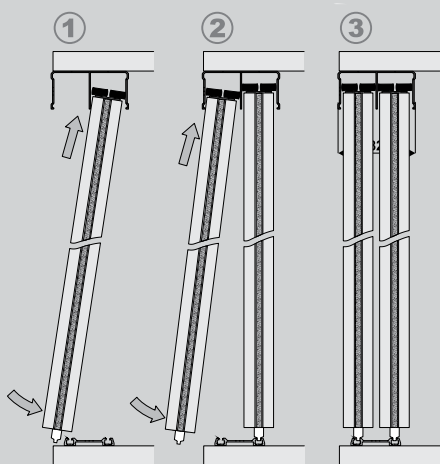


## WARNING

SEVROLL does not bear any responsibility for deformation resulting from the application of improper quality of boards (improper storage, improper humidity)

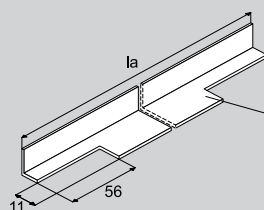
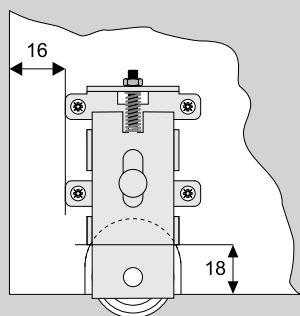
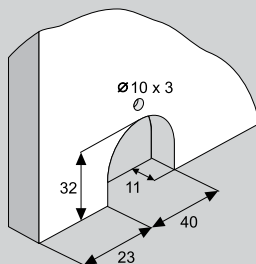
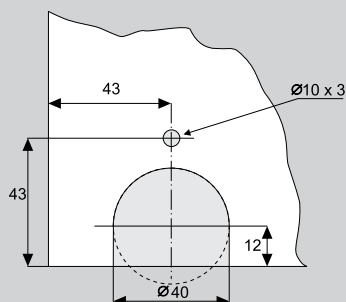
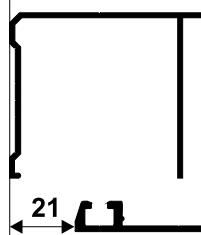


### Door fitting order



Positioner for top carriage DUO

### Important dimension



Ø4 x 30

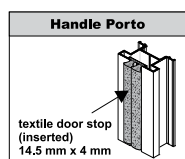
Door filling:  
18 mm board

Max. weight  
of 50 kg per door

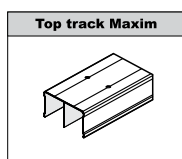
Insert stopper into track prior to fastening

openings Ø 3 mm  
do not require countersinking

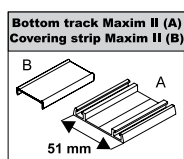
## COMPONENTS



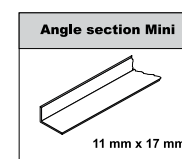
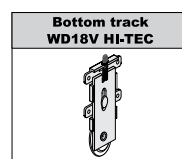
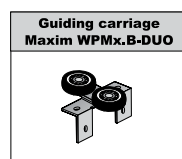
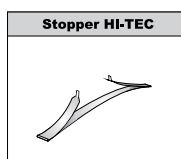
Length  
2,7 m



Length  
1,8 m, 2,5 m, 3,5 m, 4,3 m, 6,0 m

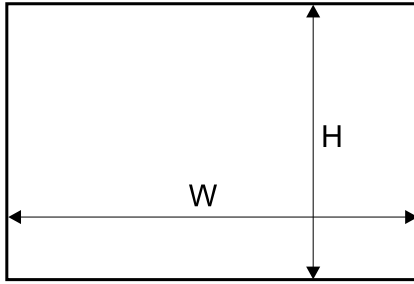


Length  
1,8 m, 2,5 m, 3,5 m, 4,3 m, 6,0 m



Length  
1,7 m, 2,35 m, 3,0 m

## Dimensions of opening



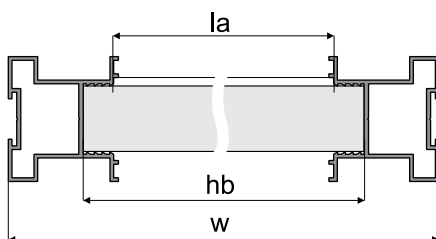
handle length = door height

## door filling - # 18 board

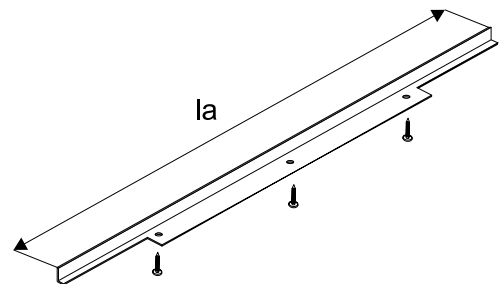
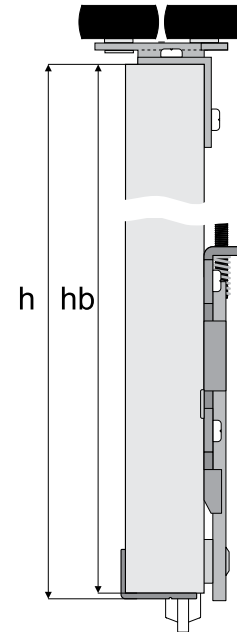
door height	- h	$h = H - 38 \text{ mm}$
board height	- hb	$hb = h - 2 \text{ mm}$
door width	- w	$w = (W - 3 + Z) : N$
board width	- wb	$wb = d - 41 \text{ mm}$
angle section mini length	- la	this size is determined after door construction

number of doors	- N	2	3
total overlap	- Z	30 mm	60 mm

visual design - 4 wings	
	$w = (W + 87) : 4$
	$w = (W : 2 + 27) : 2$



- When fitting handle profiles, do not use assembly adhesive
- The tapped handle screw to the plate with screws according to instructions



## ATTENTION!

**Handle profile should be 2 mm longer than board height.**

## WARNING

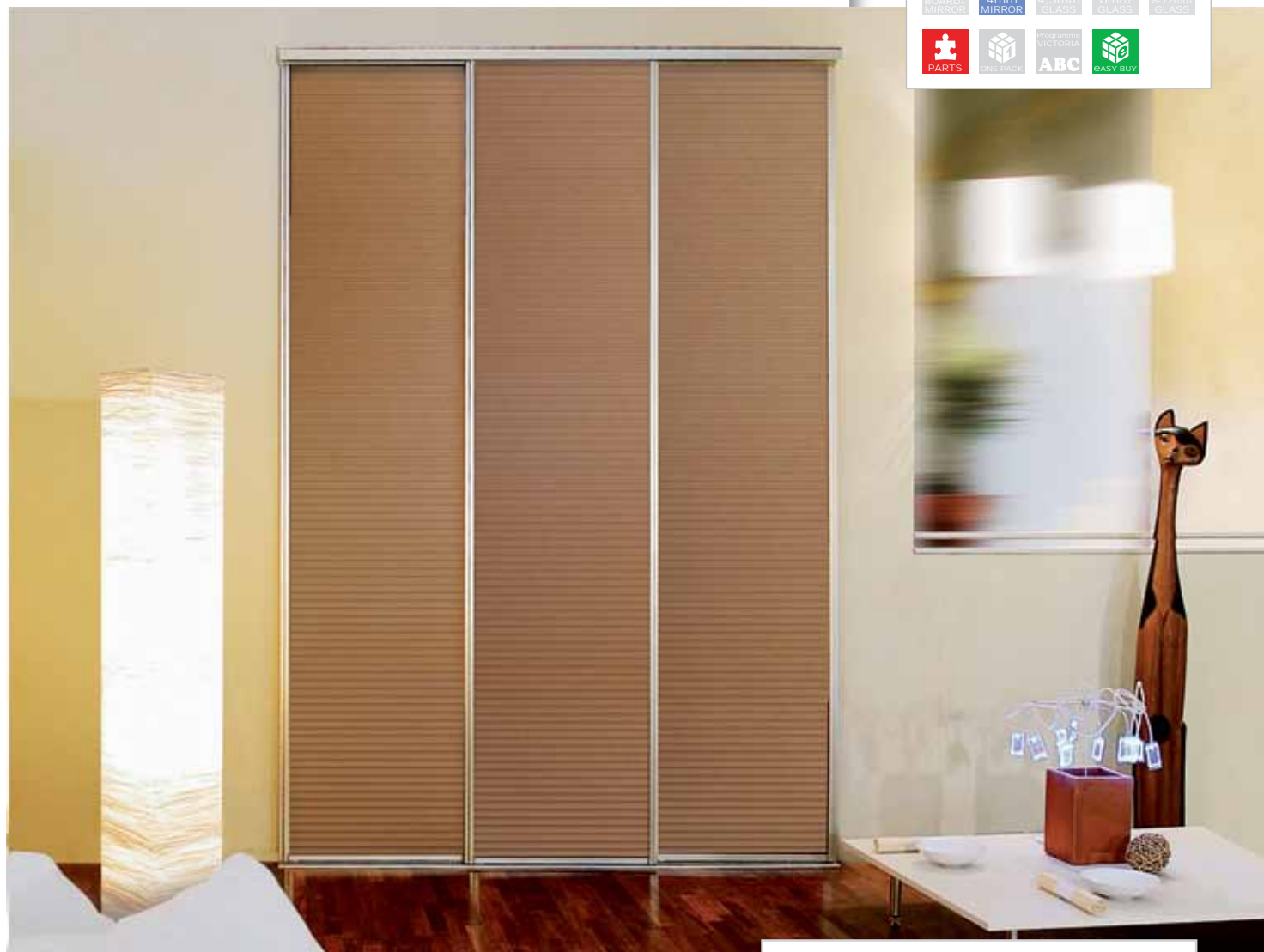
**SEVROLL does not bear any responsibility for deformation resulting from the application of improper quality of boards (improper storage, improper humidity)**

## SYSTEM

# EKONOMIK 10



Twin track sliding doors with bottom carriage system

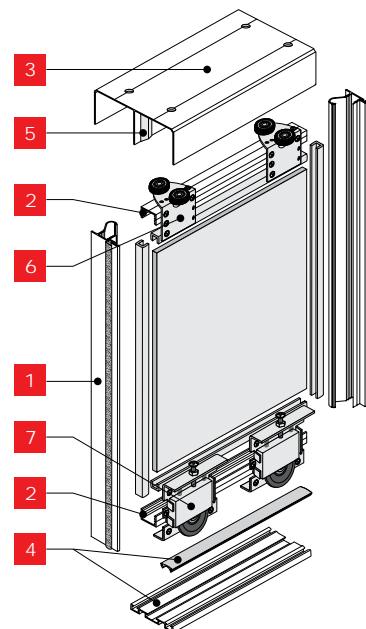



### CHARACTERISTICS

► Application	Sliding doors
► Track	Twin
▼ Carriage system	Bottom
► Top guide	Ball bearing carriage
► Bottom guide	Ball bearing carriage (load bearing)
► Construction	Frame
► Filling thickness	10 mm
► Filling type	10 mm MFC or 4 mm mirror
► Max. door load	35 kg
► Max. handle length	2.70 m
► Max. track length	6.00 m
► Textile door stops	Yes
► Anti-dust brushes	No
► Sales programme	EASY BUY + Components are available individually
► Decorative profile programme	n/a

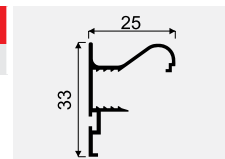
### USAGE

- Built-in furniture, walk-in wardrobes, wardrobes, attics

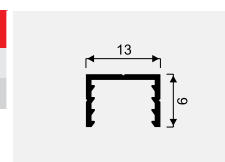


Handle **EKONOMIK**

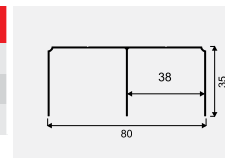
CODE	COLOUR	LENGTH (mm)	COLLECTIVE PACKAGING	PRICED PER	NET PRICE
02552	SILVER	2700	20	ITEM	

Horizontal profile **EKONOMIK**

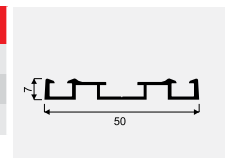
CODE	COLOUR	LENGTH (mm)	COLLECTIVE PACKAGING	PRICED PER	NET PRICE
02557	SILVER	2000	24	ITEM	
02558	SILVER	3000	24	ITEM	

Top track **EKONOMIK**

CODE	COLOUR	LENGTH (mm)	COLLECTIVE PACKAGING	PRICED PER	NET PRICE
02553	SILVER	2000	12	ITEM	
02554	SILVER	3000	12	ITEM	
02894	SILVER	6000	12	ITEM	

Bottom track **EKONOMIK**

CODE	COLOUR	LENGTH (mm)	COLLECTIVE PACKAGING	PRICED PER	NET PRICE
02555	SILVER	2000	12	ITEM	
02556	SILVER	3000	12	ITEM	
02895	SILVER	6000	12	ITEM	

Covering strip  
for bottom track **EKONOMIK**

CODE	COLOUR	LENGTH (mm)	COLLECTIVE PACKAGING	PRICED PER	NET PRICE
20159	-	2000	50	ITEM	
20172	-	3000	50	ITEM	
20193	-	6000	12	ITEM	
20233	-	50000	50	RUNNING METRE	



Top carriage **DUO** positioner

**i** Collective package contains 100 screws



CODE	COLLECTIVE PACKAGING	PRICED PER	NET PRICE
20104	1	COLLECTIVE PACKAGE	

## Top carriage

**EKONOMIK WPEk.-DUO**

CODE	COLLECTIVE PACKAGING	PRICED PER	NET PRICE
10101	200	ITEM	

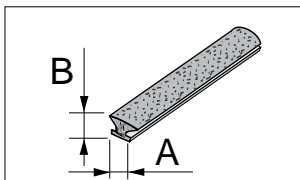
## Bottom carriage

**WD10V EKONOMIK**

CODE	COLLECTIVE PACKAGING	PRICED PER	NET PRICE
10099	60	ITEM	

**TEXTILE DOOR STOP**

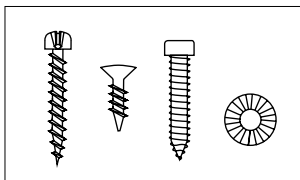
**i** All brushes on page 372



CODE	NAME	A (mm)	B (mm)	INSTALLATION	COLLECTIVE PACKAGING	PRICED PER	NET PRICE
20020	TEXTILE DOOR STOP	4.8	4	INSERTED	550	RUNNING METRE	
20225	TEXTILE DOOR STOP	4.8	4	INSERTED	10	COLLECTIVE PACKAGE (100 R.M.)	

Screws **SMART, UNIX**  
and **SELF-TAPPING**

**i** Collective package coded 20153 contains 1000 screws, all others contain 100

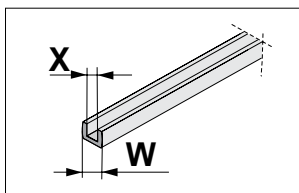


CODE	NAME	DIMENSIONS (mm)	COLLECTIVE PACKAGING	PRICED PER	NET PRICE
20160	SELF-TAPPING SCREW	2.9 x 6.5	1	COLLECTIVE PACKAGE	
20153	SCREW UNIX	3 x 10	1	COLLECTIVE PACKAGE	
20165	SCREW UNIX	3 x 16	1	COLLECTIVE PACKAGE	
20041	SCREW SMART	2.5 x 18	1	COLLECTIVE PACKAGE	
20166	WASHER CROWNED	3 x 6	1	COLLECTIVE PACKAGE	



## GASKET

**i** All gaskets on page 372



CODE	X (mm)	W (mm)	COLLECTIVE PACKAGING	PRICED PER	NET PRICE
20031	4	10	100	RUNNING METRE	
20032	4.5	10	100	RUNNING METRE	
20033	6	10	100	RUNNING METRE	
20098	6.4	10	100	RUNNING METRE	
20052	8	10	100	RUNNING METRE	

**EKONOMIK E20-I SET**  
**and EKONOMIK E30-I SET**


**i** Complete profile sets in silver



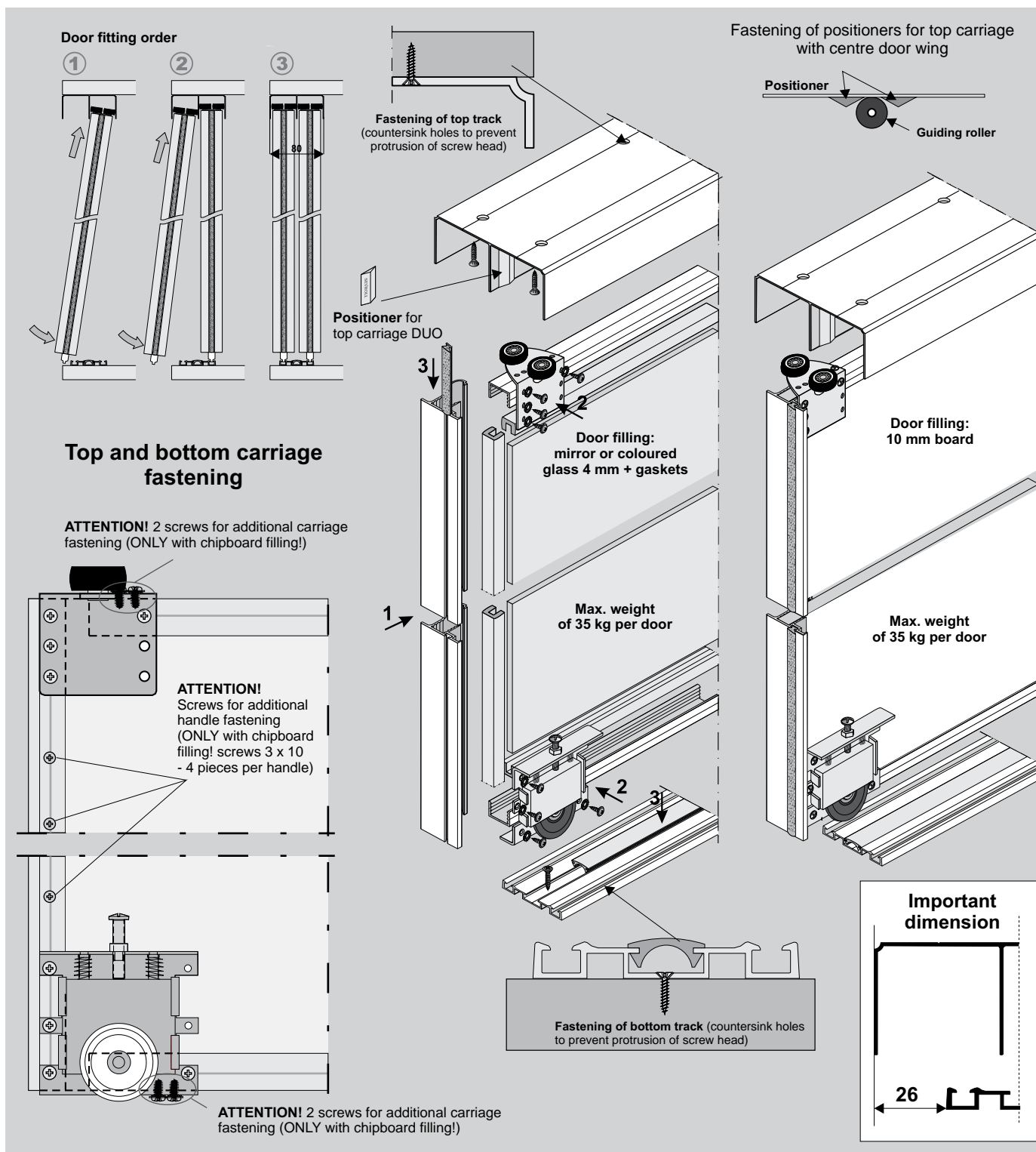
SET COMPONENTS	CODE	EKONOMIK E20-I SET	EKONOMIK E30-I SET
SET CODE		02559 (2m)	02560 (3m)
Horizontal strip EKON. 2 m / 3 m	02557 / 02558	2 pcs	2 pcs
Handle EKONOMIK 2.7 m	02552	4 pcs	6 pcs
Bottom track EKON. 2 m / 3 m	02555 / 02556	1 pc.	1 pc.
Top track EKONOMIK 2 m / 3 m	02553 / 02554	1 pc.	1 pc.
DOOR WING No.		2	3
NET PRICE			

**EKONOMIK E20-2 SET**  
**and EKONOMIK E30-2 SET**


**i** Complete accessory sets



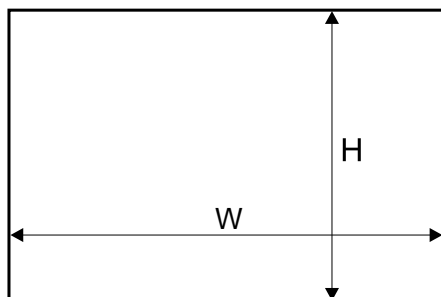
SET COMPONENTS	CODE	EKONOMIK E20-I SET	EKONOMIK E30-I SET
SET CODE		10105 (2 m)	10106 (3 m)
Bottom carriage WD10 V EKON.	10099	4 pcs	6 pcs
Top carriage EKON. WPEK.-DUO	10101	4 pcs	6 pcs
Finishing profile for bottom track	20159 / 20172	1 pc.	1 pc.
Textile door stop inserted	20020	11 r.m.	17 r.m.
Self-tapping screw 2.9 x 6.5	20160	48 pcs	72 pcs
Toothed washer EKON. 3 x 6	20166	48 pcs	72 pcs
Top carriage DUO positioner	20104	2 pcs	4 pcs
Dome head screw 3.0 x 10	20153	16 pcs	24 pcs
Countersunk screw 3.0 x 16	20165	12 pcs	18 pcs
Screw Smart 2.5 x 18	20041	6 pcs	9 pcs
Assembly instructions	15136	1 copy	1 copy
DOOR WING No.		2	3
NET PRICE			



## COMPONENTS

<b>Handle EKONOMIK</b>  textile door stop (inserted) 4.8 mm x 4 mm Length 2.7 m	<b>Top track EKONOMIK</b>  Length 2.0 m, 3.0 m, 6.0 m	<b>Bottom track EKONOMIK</b>  Length 2.0 m, 3.0 m, 6.0 m	<b>Horizontal profile Ekonomik</b>  Length 2.0 m, 3.0 m	<b>Screws</b>  Toothed washer 3 x 6 Fastening of carriages  Self-tapping screw with washer head 2.9 x 6.5 Fastening of carriages  Countersunk screw 3 x 16 Fastening of tracks  Dome head screw 3x10 Fastening of handle (with chipboard filling)
<b>Bottom carriage EKONOMIK</b> 	<b>Top carriage EKONOMIK</b> 	<b>Covering strip for bottom track EKONOMIK</b>  Length 2.0 m, 3.0 m, 6.0 m, 50.0 m		

## Dimensions of opening



## ATTENTION!

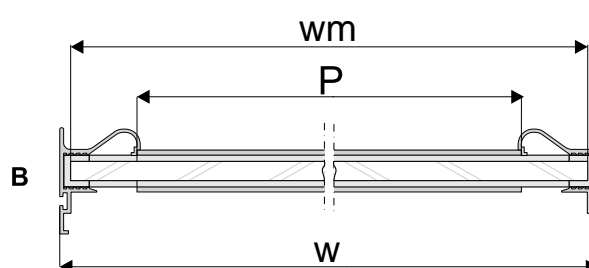
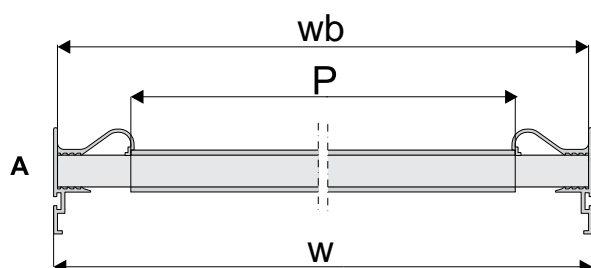
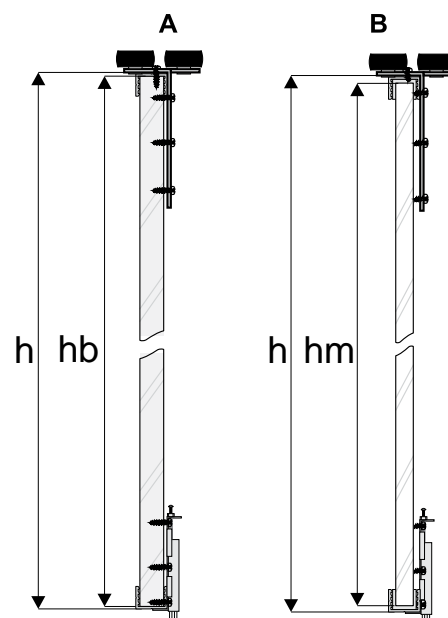
*Mirror (4 mm) must be used  
with a safety backing film.*

### door filling - 10 mm board, 4 mm mirror

door height	- h	$h = H - 32 \text{ mm}$
board height	- hb	$hb = h - 2 \text{ mm}$
door width	- w	$w = (W - 3 \text{ mm} + Z) : N$
board width	- wb	$wb = w - 2 \text{ mm}$
horizontal profile length	- P	$P = w - 48 \text{ mm}$
mirror height	- hm	$hm = hb - 4 \text{ mm}$
mirror width	- wm	$wm = wb - 4 \text{ mm}$

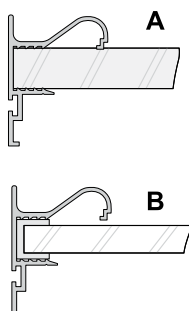
number of doors	- N	2	3
total overlap	- Z	25 mm	50 mm

visual design - 4 wings	
	$w = (W + 72) : 4$
	$w = (W : 2 + 22) : 2$

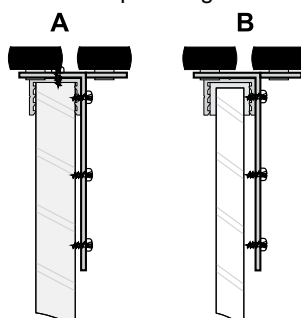


### Installation method for fitting 10 mm board (diag. A) and 4 mm mirror or glass (diag. B)

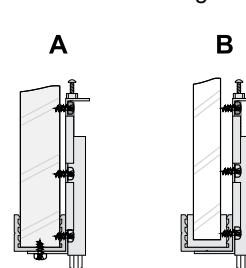
- with handle Ekonomik



- top carriage



- bottom carriage



SERIES

# GEMINI EVEREST



## SYSTEM GEMINI 10 and 18 EVEREST

Systems Gemini 10 Everest and Gemini 18 Everest were created on the basis of systems Gemini 10 and Gemini 18 - the most popular and valued system by Sevroll's customers. They use the same tracks as well as the same carriage systems. Additionally, the system comprises of a special Everest track and guiding carriages: Everest Fox for system Gemini 10 Everest and Everest Duo for system Gemini 18 Everest.

As this system requires an angled cut through the handle profile, we recommend handle Fox for 10 and handle Universal GM for 18 for door assembly. The design of this system allows the easy construction of wardrobe doors for use in attics or 'under-stair' cavities.

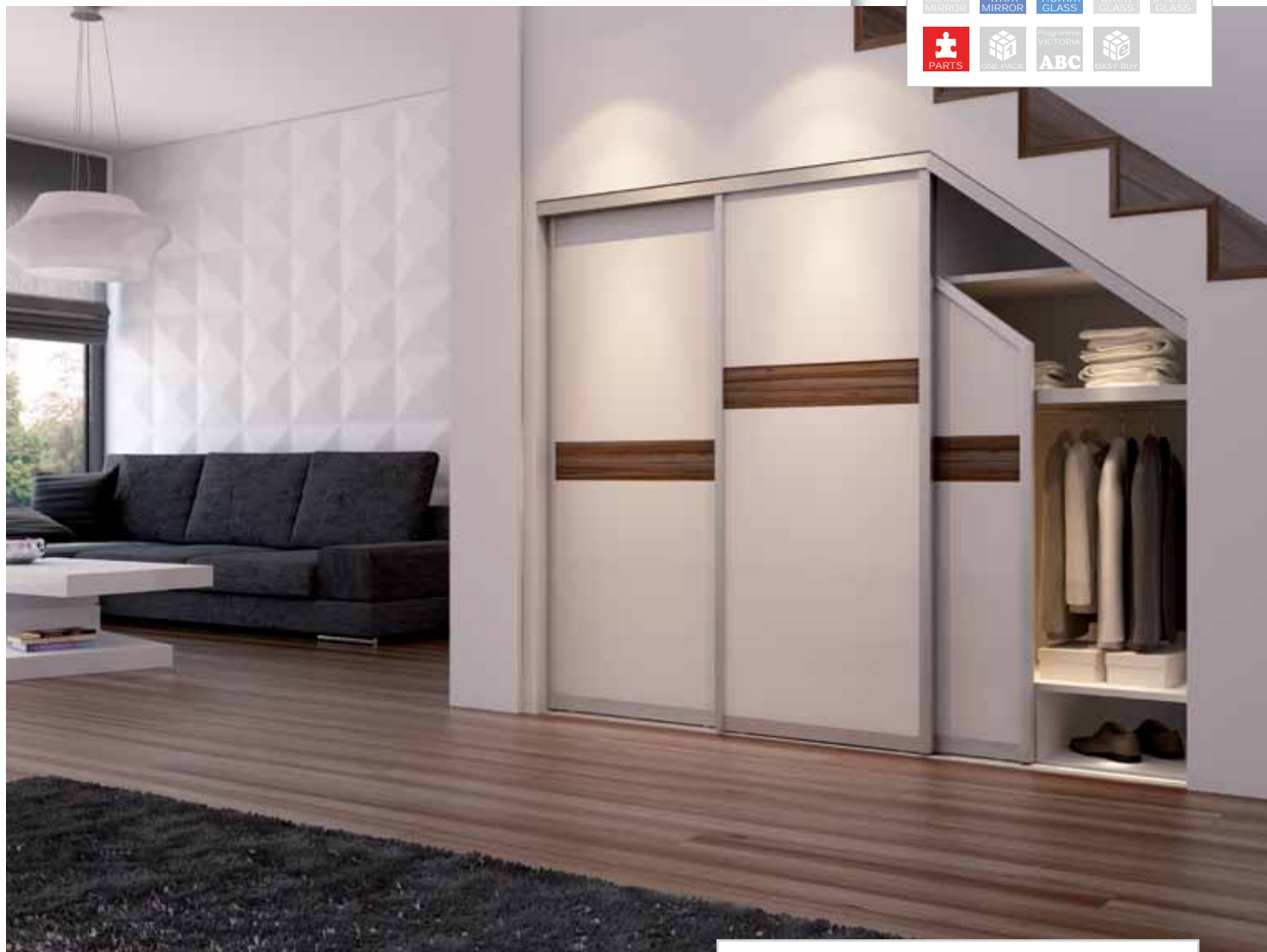





## SYSTEM

# GEMINI 10 EVEREST

Twin track sliding angled doors with bottom carriage system

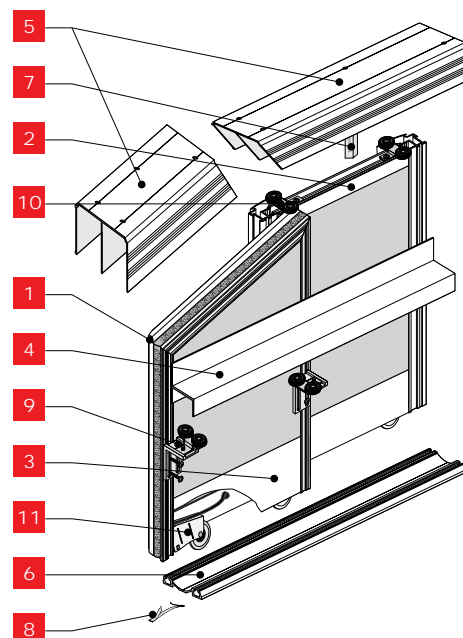


### CHARACTERISTICS

► Application	Sliding doors
► Track	Twin
▼ Carriage system	Bottom
► Top guide	Ball bearing carriage
► Bottom guide	Ball bearing carriage (load bearing)
► Construction	Frame
► Filling thickness	10 mm
► Filling type	10 mm MFC or 4.5 mm safety glass or 4 mm mirror
► Max. door load	50 kg
► Max. handle length	2.70 m
► Max. track length	6.00 m
► Textile door stops	Yes
► Anti-dust brushes	Yes
► Sales programme	Components are available individually
► Decorative profile programme	DECOR

### USAGE

- Built-in furniture, walk-in wardrobes, wardrobes, attics

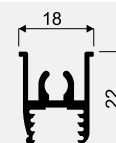


Handle **FOX**


CODE	COLOUR	LENGTH (mm)	COLLECTIVE PACKAGING	PRICED PER	NET PRICE
02422	SILVER	2700	20	ITEM	
02423	LIGHT BROWN	2700	20	ITEM	
02424	GOLD	2700	20	ITEM	
02425	LIGHT BROWN with brushed effect	2700	20	ITEM	
03105	BLACK with brushed effect	2700	20	ITEM	
03106	COGNAC with brushed effect	2700	20	ITEM	

Upper horizontal profile **Decor****DECOR**

CODE	COLOUR	LENGTH (mm)	COLLECTIVE PACKAGING	PRICED PER	NET PRICE
02912	SILVER	1700	24	ITEM	
02908	LIGHT BROWN	1700	24	ITEM	
02916	GOLD	1700	24	ITEM	
03042	LIGHT BROWN with brushed effect	1700	24	ITEM	
03097	BLACK with brushed effect	1700	24	ITEM	
03100	COGNAC with brushed effect	1700	24	ITEM	
02913	SILVER	2350	24	ITEM	
02909	LIGHT BROWN	2350	24	ITEM	
02917	GOLD	2350	24	ITEM	
03043	LIGHT BROWN with brushed effect	2350	24	ITEM	
03098	BLACK with brushed effect	2350	24	ITEM	
03101	COGNAC with brushed effect	2350	24	ITEM	
02914	SILVER	3000	24	ITEM	
02910	LIGHT BROWN	3000	24	ITEM	
02918	GOLD	3000	24	ITEM	
03044	LIGHT BROWN with brushed effect	3000	24	ITEM	
03099	BLACK with brushed effect	3000	24	ITEM	
03102	COGNAC with brushed effect	3000	24	ITEM	
02915	SILVER	6000	24	ITEM	
02911	LIGHT BROWN	6000	24	ITEM	
02919	GOLD	6000	24	ITEM	

Lower horizontal profile **Decor****DECOR**

CODE	COLOUR	LENGTH (mm)	COLLECTIVE PACKAGING	PRICED PER	NET PRICE
00161	SILVER	1700	12	ITEM	
00152	LIGHT BROWN	1700	12	ITEM	
00164	GOLD	1700	12	ITEM	
02490	LIGHT BROWN with brushed effect	1700	12	ITEM	
03091	BLACK BROWN with brushed effect	1750	12	ITEM	
03094	COGNAC with brushed effect	1750	12	ITEM	
00162	SILVER	2350	12	ITEM	
00153	LIGHT BROWN	2350	12	ITEM	
00165	GOLD	2350	12	ITEM	
02491	LIGHT BROWN with brushed effect	2350	12	ITEM	
03092	BLACK BROWN with brushed effect	2350	12	ITEM	
03095	COGNAC with brushed effect	2350	12	ITEM	
00163	SILVER	3000	12	ITEM	
00155	LIGHT BROWN	3000	12	ITEM	
00166	GOLD	3000	12	ITEM	
02492	LIGHT BROWN with brushed effect	3000	12	ITEM	
03093	BLACK BROWN with brushed effect	3000	12	ITEM	
03096	COGNAC with brushed effect	3000	12	ITEM	
02764	SILVER	6000	12	ITEM	
02763	LIGHT BROWN	6000	12	ITEM	
02827	GOLD	6000	12	ITEM	





SYSTEM

## GEMINI 10 Everest

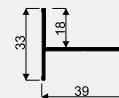
Basic system components

Track **EVEREST Decor**

## DECOR



CODE	COLOUR	LENGTH (mm)	COLLECTIVE PACKAGING	PRICED PER	NET PRICE
02382	SILVER	3000	24	ITEM	
02383	LIGHT BROWN	3000	24	ITEM	
02384	GOLD	3000	24	ITEM	

Top track **GEMINI Decor**

## DECOR



CODE	COLOUR	LENGTH (mm)	COLLECTIVE PACKAGING	PRICED PER	NET PRICE
01023	SILVER	1700	12	ITEM	
01008	LIGHT BROWN	1700	12	ITEM	
01030	GOLD	1700	12	ITEM	
02501	LIGHT BROWN with brushed effect	1700	12	ITEM	
03115	BLACK with brushed effect	1700	12	ITEM	
03119	COGNAC with brushed effect	1700	12	ITEM	
01025	SILVER	2350	12	ITEM	
01010	LIGHT BROWN	2350	12	ITEM	
01032	GOLD	2350	12	ITEM	
02498	LIGHT BROWN with brushed effect	2350	12	ITEM	
03116	BLACK with brushed effect	2350	12	ITEM	
03120	COGNAC with brushed effect	2350	12	ITEM	
01026	SILVER	3000	12	ITEM	
01011	LIGHT BROWN	3000	12	ITEM	
01033	GOLD	3000	12	ITEM	
02499	LIGHT BROWN with brushed effect	3000	12	ITEM	
03117	BLACK with brushed effect	3000	12	ITEM	
03121	COGNAC with brushed effect	3000	12	ITEM	
01469	SILVER	4050	12	ITEM	
01439	LIGHT BROWN	4050	12	ITEM	
01462	GOLD	4050	12	ITEM	
02500	LIGHT BROWN with brushed effect	4050	12	ITEM	
03118	BLACK with brushed effect	4050	12	ITEM	
03122	COGNAC with brushed effect	4050	12	ITEM	
01391	SILVER	6000	12	ITEM	
01390	LIGHT BROWN	6000	12	ITEM	
01392	GOLD	6000	12	ITEM	
03424	LIGHT BROWN with brushed effect	6000	12	ITEM	
03222	BLACK with brushed effect	6000	12	ITEM	
03524	COGNAC with brushed effect	6000	12	ITEM	

Bottom track **GEMINI Decor**

## DECOR



CODE	COLOUR	LENGTH (mm)	COLLECTIVE PACKAGING	PRICED PER	NET PRICE
00809	SILVER	1700	12	ITEM	
00798	LIGHT BROWN	1700	12	ITEM	
00816	GOLD	1700	12	ITEM	
00811	SILVER	2350	12	ITEM	
00800	LIGHT BROWN	2350	12	ITEM	
00818	GOLD	2350	12	ITEM	
00812	SILVER	3000	12	ITEM	
00801	LIGHT BROWN	3000	12	ITEM	
00819	GOLD	3000	12	ITEM	
01474	SILVER	4050	12	ITEM	
01478	LIGHT BROWN	4050	12	ITEM	
01476	GOLD	4050	12	ITEM	
02430	SILVER	6000	12	ITEM	
02429	LIGHT BROWN	6000	12	ITEM	
02431	GOLD	6000	12	ITEM	



Bottom track **ELEGANT Decor****DECOR**

CODE	COLOUR	LENGTH (mm)	COLLECTIVE PACKAGING	PRICED PER	NET PRICE
01277	SILVER	1700	12	ITEM	
01269	LIGHT BROWN	1700	12	ITEM	
01281	GOLD	1700	12	ITEM	
02494	LIGHT BROWN	1700	12	ITEM	
03107	BLACK with brushed effect	1700	12	ITEM	
03111	COGNAC with brushed effect	1700	12	ITEM	
01278	SILVER	2350	12	ITEM	
01270	LIGHT BROWN	2350	12	ITEM	
01282	GOLD	2350	12	ITEM	
02495	LIGHT BROWN with brushed effect	2350	12	ITEM	
03108	BLACK with brushed effect	2350	12	ITEM	
03112	COGNAC with brushed effect	2350	12	ITEM	
01279	SILVER	3000	12	ITEM	
01271	LIGHT BROWN	3000	12	ITEM	
01283	GOLD	3000	12	ITEM	
02496	LIGHT BROWN with brushed effect	3000	12	ITEM	
03109	BLACK with brushed effect	3000	12	ITEM	
03113	COGNAC with brushed effect	3000	12	ITEM	
01470	SILVER	4050	12	ITEM	
01438	LIGHT BROWN	4050	12	ITEM	
01512	GOLD	4050	12	ITEM	
02497	LIGHT BROWN with brushed effect	4050	12	ITEM	
03110	BLACK with brushed effect	4050	12	ITEM	
03114	COGNAC with brushed effect	4050	12	ITEM	
02427	SILVER	6000	12	ITEM	
02426	LIGHT BROWN	6000	12	ITEM	
02428	GOLD	6000	12	ITEM	
03423	LIGHT BROWN with brushed effect	6000	12	ITEM	
03223	BLACK with brushed effect	6000	12	ITEM	
03523	COGNAC with brushed effect	6000	12	ITEM	

Top carriage **DUO** positioner

**i** Collective package contains 100 positioners



CODE	COLLECTIVE PACKAGING	PRICED PER	NET PRICE
20104	1	SET	

Stopper for  
bottom carriage **HI-TEC**

CODE	COLLECTIVE PACKAGING	PRICED PER	NET PRICE
20080	1000	ITEM	

**SET: ZE-Fox**

**i** Set includes 2 Everest Fox carriages and 2 Everest Fox joiners



CODE	COLLECTIVE PACKAGING	PRICED PER	NET PRICE
10113	24	SET	



SYSTEM

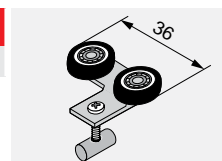
# GEMINI 10 Everest

Basic system components

Guiding carriage

**I0-KAWPI0-DUO****i** Code 10038 applies to left or right carriage

CODE	COLLECTIVE PACKAGING	PRICED PER	NET PRICE
10038	400	ITEM	

**SET:** Guiding carriage**I0-KAWPI0-DUO Blister****i** Set includes two carriages, left and right, fully packaged

CODE	COLLECTIVE PACKAGING	PRICED PER	NET PRICE
10045	50	SET	

Bottom carriage

**WD I0C HI-TEC**

CODE	COLLECTIVE PACKAGING	PRICED PER	NET PRICE
10044	100	ITEM	

**SET:** Bottom carriage**WD I0C HI-TEC Blister****i** Set includes two carriages fully packaged

CODE	COLLECTIVE PACKAGING	PRICED PER	NET PRICE
10050	50	SET	

Bottom carriage

**WD I0V HI-TEC**

CODE	COLLECTIVE PACKAGING	PRICED PER	NET PRICE
10043	100	ITEM	

**SET:** Bottom carriage**WD I0V HI-TEC Blister****i** Set includes two carriages and stopper for bottom carriage HI-TEC, fully packaged

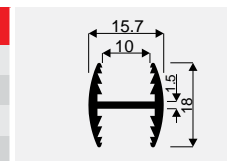
CODE	COLLECTIVE PACKAGING	PRICED PER	NET PRICE
10051	50	SET	



## H10 profile



CODE	COLOUR	LENGTH (mm)	COLLECTIVE PACKAGING	PRICED PER	NET PRICE
00207	SILVER	3000	30	ITEM	
00204	LIGHT BROWN	3000	30	ITEM	
00208	GOLD	3000	30	ITEM	
02493	LIGHT BROWN with brushed effect	3000	30	ITEM	
03103	BLACK with brushed effect	3000	30	ITEM	
03104	COGNAC with brushed effect	3000	30	ITEM	



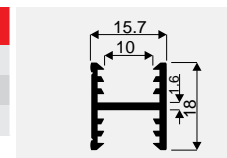
## H10 profile - Decor



DECOR



CODE	COLOUR	LENGTH (mm)	COLLECTIVE PACKAGING	PRICED PER	NET PRICE
01617	SILVER	3000	30	ITEM	
01616	LIGHT BROWN	3000	30	ITEM	
01618	GOLD	3000	30	ITEM	



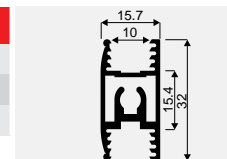
## H30 profile - Decor



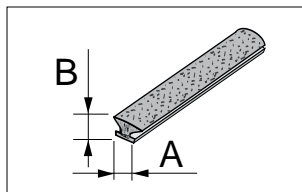
DECOR



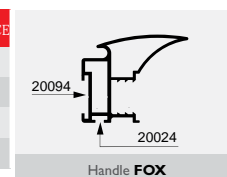
CODE	COLOUR	LENGTH (mm)	COLLECTIVE PACKAGING	PRICED PER	NET PRICE
00222	SILVER	3000	20	ITEM	
00219	LIGHT BROWN	3000	20	ITEM	
00223	GOLD	3000	20	ITEM	

TEXTILE DOOR STOP  
and ANTI-DUST BRUSHES

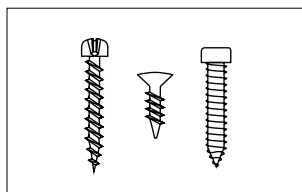
**i** All brushes on page 372



CODE	NAME	A (mm)	B (mm)	INSTALLATION	COLLECTIVE PACKAGING	PRICED PER	NET PRICE
20094	TEXTILE DOOR STOP	14.5	4	INSERTED	200	RUNNING METRE	
20224	TEXTILE DOOR STOP	14.5	4	INSERTED	10	COLLECTIVE PACKAGE (50 r.m.)	
20024	ANTI-DUST BRUSH	4.8	13	INSERTED	200	RUNNING METRE	
20226	ANTI-DUST BRUSH	4.8	13	INSERTED	10	COLLECTIVE PACKAGE (50 r.m.)	

Handle **FOX**Screws **SMART, UNIX**  
and **SELF-TAPPING**

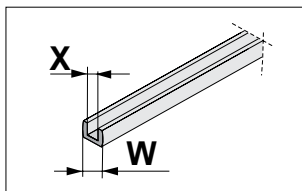
**i** Collective package contains 100 screws



CODE	NAME	DIMENSIONS (mm)	COLLECTIVE PACKAGING	PRICED PER	NET PRICE
20041	SCREW SMART	2.5 x 18	1	COLLECTIVE PACKAGE	
20092	SCREW SMART	2.5 x 25	1	COLLECTIVE PACKAGE	
20107	COUNTERSUNK SCREW UNIX	3 x 13	1	COLLECTIVE PACKAGE	
20001	SELF-TAPPING SCREW	6.3 x 32	2000	ITEM	

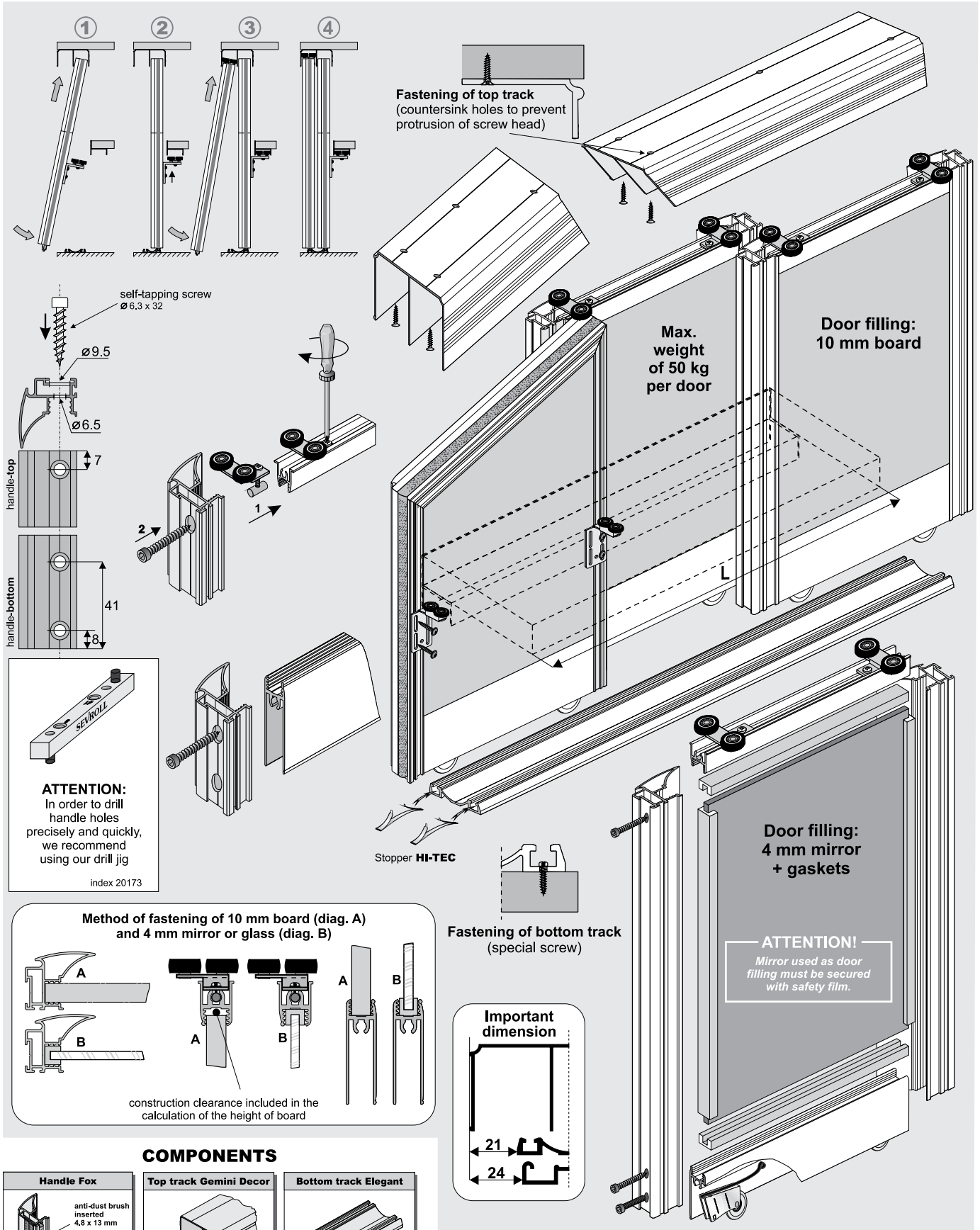
## GASKET

**i** All gaskets on page 372

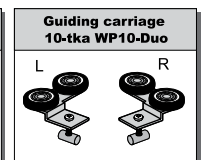
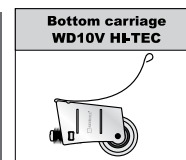
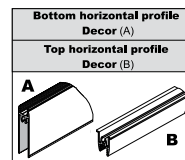
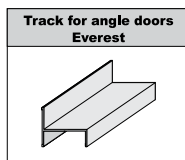
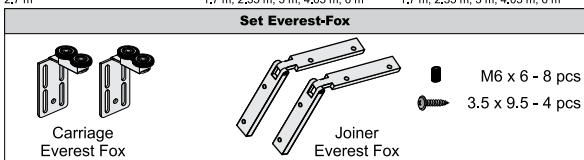
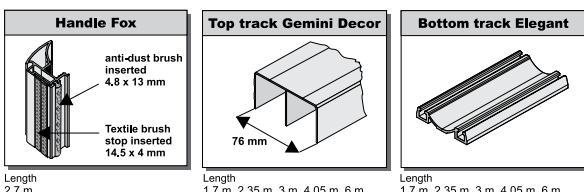


CODE	X (mm)	W (mm)	COLLECTIVE PACKAGING	PRICED PER	NET PRICE
20031	4	10	100	RUNNING METRE	
20032	4.5	10	100	RUNNING METRE	
20033	6	10	100	RUNNING METRE	
20098	6.4	10	100	RUNNING METRE	
20052	8	10	100	RUNNING METRE	



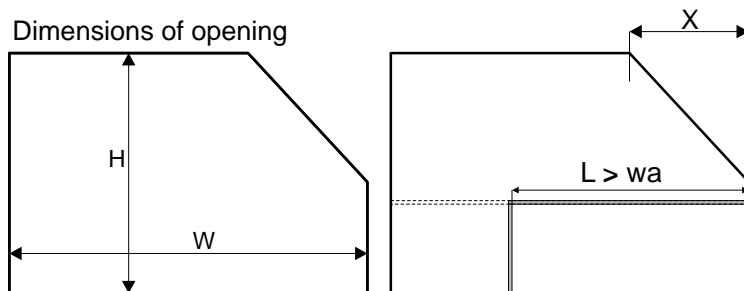


## COMPONENTS



You must remember to purchase self-tapping screws to construct each door (4 screws per door)  
When using mirror you must also remember to purchase gaskets

Dimensions of opening



L - length of track Everest

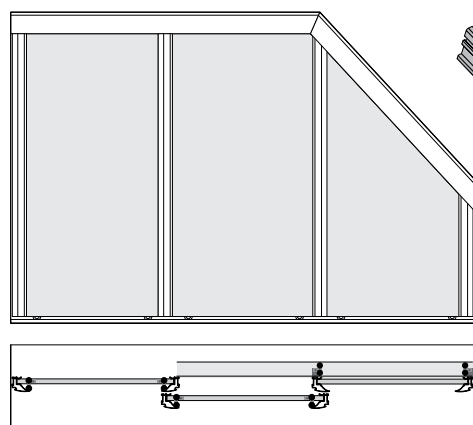
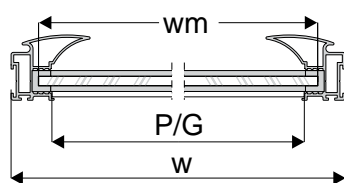
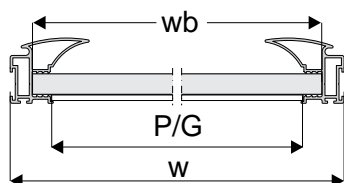
X - angle width

wa - width of the wing with angle section -  $wa \geq X$

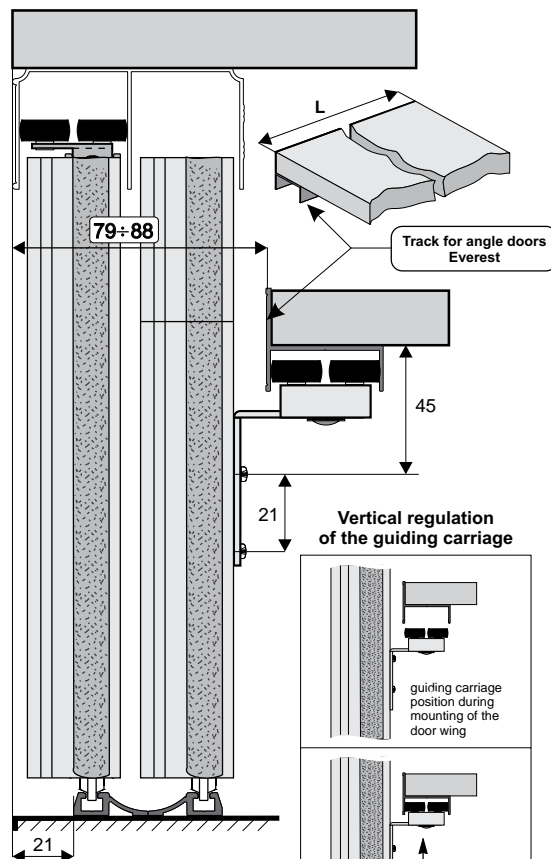
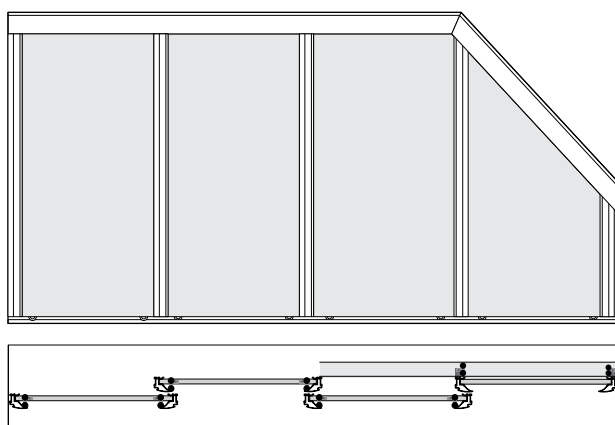
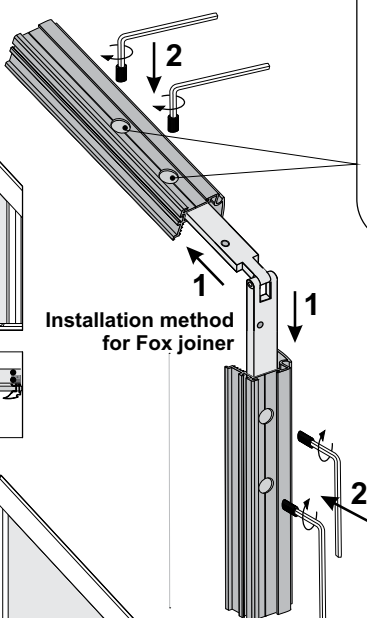
**door filling - # 10 mm board, 4 mm mirror**

door height	- h	$h = H - 38 \text{ mm}$
board height	- hb	$hb = h - 64 \text{ mm}$
door width	- w (wa)	$w = (W - 3 \text{ mm} + Z) : N$
board width	- wb	$wb = w - 20 \text{ mm}$
horizontal profile length	- P	$P = G = w - 37 \text{ mm}$
top profile length	- G	
mirror height	- hm	$hm = hb$
mirror width	- wm	$wm = wb - 4 \text{ mm}$

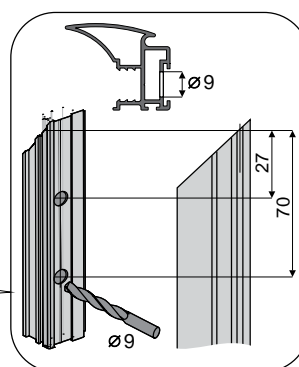

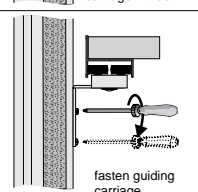
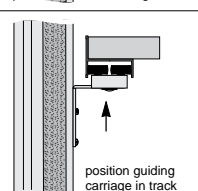
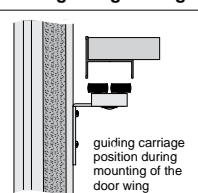
number of do	- N	3	4
total door overlap	- Z	72 mm	108 mm



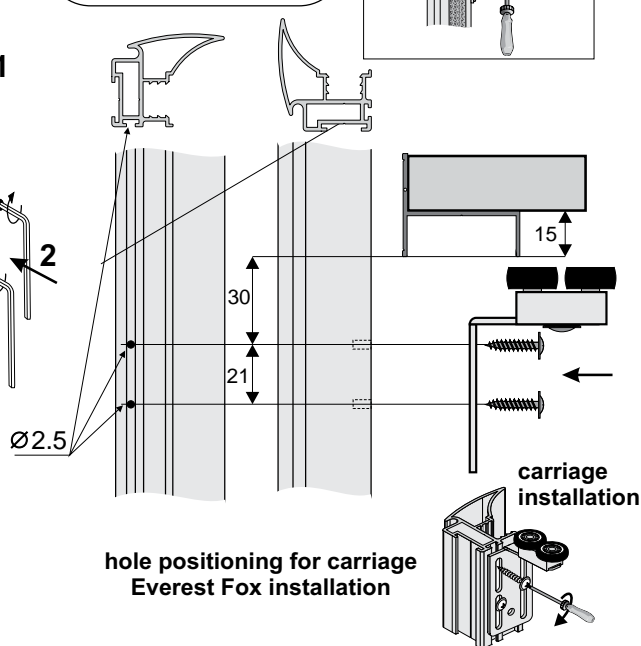
Installation method for Fox joiner



Vertical regulation of the guiding carriage





hole positioning for carriage  
Everest Fox installation



## SYSTEM

# GEMINI 18 EVEREST

Twin track sliding angled doors with bottom carriage system

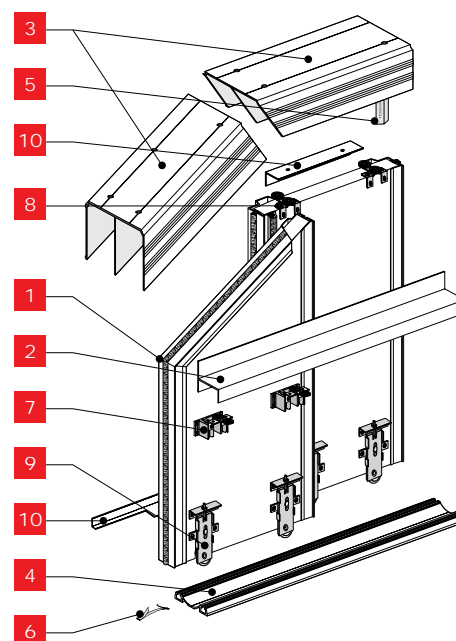


### CHARACTERISTICS

► Application	Sliding doors
► Track	Twin
▼ Carriage system	Bottom
► Top guide	Ball bearing carriage
► Bottom guide	Ball bearing carriage (load bearing)
► Construction	Board
► Filling thickness	18 mm or 16 mm depending on handle used
► Filling type	18 mm, 16 mm or 12 mm MFC + 4 mm mirror
► Max. door load	50 kg
► Max. handle length	2.70 m
► Max. track length	6.00 m
► Textile door stops	Yes
► Anti-dust brushes	Yes
► Sales programme	Components are available individually
► Decorative profile programme	DECOR

### USAGE

- Built-in furniture, walk-in wardrobes, wardrobes, attics



Handle **UNIVERSAL 16 GM**

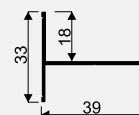
CODE	COLOUR	LENGTH (mm)	COLLECTIVE PACKAGING	PRICED PER	NET PRICE
02116	SILVER	2700	20	ITEM	
02120	LIGHT BROWN	2700	20	ITEM	
02121	GOLD	2700	20	ITEM	

Handle **UNIVERSAL 18 GM**

CODE	COLOUR	LENGTH (mm)	COLLECTIVE PACKAGING	PRICED PER	NET PRICE
02117	SILVER	2700	20	ITEM	
02119	LIGHT BROWN	2700	20	ITEM	
02118	GOLD	2700	20	ITEM	

Track **EVEREST Decor****DECOR**

CODE	COLOUR	LENGTH (mm)	COLLECTIVE PACKAGING	PRICED PER	NET PRICE
02382	SILVER	3000	24	ITEM	
02383	LIGHT BROWN	3000	24	ITEM	
02384	GOLD	3000	24	ITEM	

Top track **GEMINI Decor****DECOR**

CODE	COLOUR	LENGTH (mm)	COLLECTIVE PACKAGING	PRICED PER	NET PRICE
01023	SILVER	1700	12	ITEM	
01008	LIGHT BROWN	1700	12	ITEM	
01030	GOLD	1700	12	ITEM	
02501	LIGHT BROWN with brushed effect	1700	12	ITEM	
03115	BLACK with brushed effect	1700	12	ITEM	
03119	COGNAC with brushed effect	1700	12	ITEM	
01025	SILVER	2350	12	ITEM	
01010	LIGHT BROWN	2350	12	ITEM	
01032	GOLD	2350	12	ITEM	
02498	LIGHT BROWN with brushed effect	2350	12	ITEM	
03116	BLACK with brushed effect	2350	12	ITEM	
03120	COGNAC with brushed effect	2350	12	ITEM	
01026	SILVER	3000	12	ITEM	
01011	LIGHT BROWN	3000	12	ITEM	
01033	GOLD	3000	12	ITEM	
02499	LIGHT BROWN with brushed effect	3000	12	ITEM	
03117	BLACK with brushed effect	3000	12	ITEM	
03121	COGNAC with brushed effect	3000	12	ITEM	
01469	SILVER	4050	12	ITEM	
01439	LIGHT BROWN	4050	12	ITEM	
01462	GOLD	4050	12	ITEM	
02500	LIGHT BROWN with brushed effect	4050	12	ITEM	
03118	BLACK with brushed effect	4050	12	ITEM	
03122	COGNAC with brushed effect	4050	12	ITEM	
01391	SILVER	6000	12	ITEM	
01390	LIGHT BROWN	6000	12	ITEM	
01392	GOLD	6000	12	ITEM	
03424	LIGHT BROWN with brushed effect	6000	12	ITEM	
03222	BLACK with brushed effect	6000	12	ITEM	
03524	COGNAC with brushed effect	6000	12	ITEM	





SYSTEM

# GEMINI I8 Everest

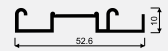
Basic system components

Bottom track **GEMINI Decor****DECOR**

4a



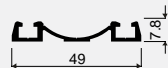
CODE	COLOUR	LENGTH (mm)	COLLECTIVE PACKAGING	PRICED PER	NET PRICE
00809	SILVER	1700	12	ITEM	
00798	LIGHT BROWN	1700	12	ITEM	
00816	GOLD	1700	12	ITEM	
00811	SILVER	2350	12	ITEM	
00800	LIGHT BROWN	2350	12	ITEM	
00818	GOLD	2350	12	ITEM	
00812	SILVER	3000	12	ITEM	
00801	LIGHT BROWN	3000	12	ITEM	
00819	GOLD	3000	12	ITEM	
01474	SILVER	4050	12	ITEM	
01478	LIGHT BROWN	4050	12	ITEM	
01476	GOLD	4050	12	ITEM	
02430	SILVER	6000	12	ITEM	
02429	LIGHT BROWN	6000	12	ITEM	
02431	GOLD	6000	12	ITEM	

Bottom track **ELEGANT Decor****DECOR**

4b



CODE	COLOUR	LENGTH (mm)	COLLECTIVE PACKAGING	PRICED PER	NET PRICE
01277	SILVER	1700	12	ITEM	
01269	LIGHT BROWN	1700	12	ITEM	
01281	GOLD	1700	12	ITEM	
02494	LIGHT BROWN with brushed effect	1700	12	ITEM	
03107	BLACK with brushed effect	1700	12	ITEM	
03111	COGNAC with brushed effect	1700	12	ITEM	
01278	SILVER	2350	12	ITEM	
01270	LIGHT BROWN	2350	12	ITEM	
01282	GOLD	2350	12	ITEM	
02495	LIGHT BROWN with brushed effect	2350	12	ITEM	
03108	BLACK with brushed effect	2350	12	ITEM	
03112	COGNAC with brushed effect	2350	12	ITEM	
01279	SILVER	3000	12	ITEM	
01271	LIGHT BROWN	3000	12	ITEM	
01283	GOLD	3000	12	ITEM	
02496	LIGHT BROWN with brushed effect	3000	12	ITEM	
03109	BLACK with brushed effect	3000	12	ITEM	
03113	COGNAC with brushed effect	3000	12	ITEM	
01470	SILVER	4050	12	ITEM	
01438	LIGHT BROWN	4050	12	ITEM	
01512	GOLD	4050	12	ITEM	
02497	LIGHT BROWN with brushed effect	4050	12	ITEM	
03110	BLACK with brushed effect	4050	12	ITEM	
03114	COGNAC with brushed effect	4050	12	ITEM	
02427	SILVER	6000	12	ITEM	
02426	LIGHT BROWN	6000	12	ITEM	
02428	GOLD	6000	12	ITEM	

Top carriage **DUO** positioner**i** Collective package contains 100 positioners.

5



CODE	COLLECTIVE PACKAGING	PRICED PER	NET PRICE
20104	1	COLLECTIVE PACKAGE	



Stopper for  
bottom carriage **HI-TEC**



CODE	COLLECTIVE PACKAGING	PRICED PER	NET PRICE
20080	1000	ITEM	

**SET:** Guiding carriage  
**EVEREST WPEv.-DUO**

**i** Set includes two carriages

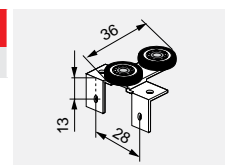


CODE	COLLECTIVE PACKAGING	PRICED PER	NET PRICE
10089	24	SET	

Guiding carriage  
**FOCUS WPFc.-DUO**



CODE	COLLECTIVE PACKAGING	PRICED PER	NET PRICE
10039	400	ITEM	



**SET:** Guiding carriage  
**FOCUS WPFc.-DUO Blister**

**i** Set includes two carriages, fully packaged



CODE	COLLECTIVE PACKAGING	PRICED PER	NET PRICE
10047	50	SET	

Bottom carriage  
**WD I8C HI-TEC**



CODE	COLLECTIVE PACKAGING	PRICED PER	NET PRICE
10057	100	ITEM	

**SET:** Bottom carriage  
**WD I8C HI-TEC Blister**

**i** Set includes two carriages, fully packaged



CODE	COLLECTIVE PACKAGING	PRICED PER	NET PRICE
10059	50	SET	





SYSTEM

# GEMINI I8 Everest

Basic system components

## Bottom carriage WD I8V HI-TEC



CODE	COLLECTIVE PACKAGING	PRICED PER	NET PRICE
10060	100	ITEM	


## SET: Bottom carriage WD I8V HI-TEC Blister



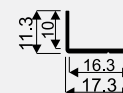
**i** Set includes two carriages and stopper HI-TEC, fully packaged

CODE	COLLECTIVE PACKAGING	PRICED PER	NET PRICE
10058	50	SET	

## Angle section **MINI 11x17**



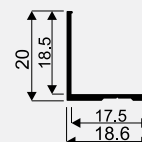
CODE	COLOUR	LENGTH (mm)	COLLECTIVE PACKAGING	PRICED PER	NET PRICE
00102	SILVER	1700	120	ITEM	
00093	LIGHT BROWN	1700	120	ITEM	
00108	GOLD	1700	120	ITEM	
00103	SILVER	2350	120	ITEM	
00094	LIGHT BROWN	2350	120	ITEM	
00109	GOLD	2350	120	ITEM	
00104	SILVER	3000	120	ITEM	
00095	LIGHT BROWN	3000	120	ITEM	
00110	GOLD	3000	120	ITEM	



## Angle section **ZW 20x18**



CODE	COLOUR	LENGTH (mm)	COLLECTIVE PACKAGING	PRICED PER	NET PRICE
00058	SILVER	1700	60	ITEM	
00052	LIGHT BROWN	1700	60	ITEM	
00061	GOLD	1700	60	ITEM	
00059	SILVER	2350	60	ITEM	
00053	LIGHT BROWN	2350	60	ITEM	
00062	GOLD	2350	60	ITEM	
00060	SILVER	3000	60	ITEM	
00054	LIGHT BROWN	3000	60	ITEM	
00063	GOLD	3000	60	ITEM	

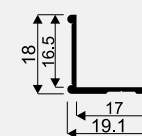


## Angle section **K2 Decor**



Programme  
VICTORIA  
**ABC DECOR**

CODE	COLOUR	LENGTH (mm)	COLLECTIVE PACKAGING	PRICED PER	NET PRICE
00078	SILVER	1700	60	ITEM	
00069	LIGHT BROWN	1700	60	ITEM	
00081	GOLD	1700	60	ITEM	
02934	LIGHT BROWN with brushed effect	1700	60	ITEM	
03462	BLACK with brushed effect	1700	60	ITEM	
03459	COGNAC with brushed effect	1700	60	ITEM	
00079	SILVER	2350	60	ITEM	
00070	LIGHT BROWN	2350	60	ITEM	
00082	GOLD	2350	60	ITEM	
02935	LIGHT BROWN with brushed effect	2350	60	ITEM	
03463	BLACK with brushed effect	2350	60	ITEM	
03460	COGNAC with brushed effect	2350	60	ITEM	
00080	SILVER	3000	60	ITEM	
00071	LIGHT BROWN	3000	60	ITEM	
00083	GOLD	3000	60	ITEM	
02936	LIGHT BROWN with brushed effect	3000	60	ITEM	
03464	BLACK with brushed effect	3000	60	ITEM	
03461	COGNAC with brushed effect	3000	60	ITEM	

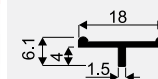




T-profile 04-Decor

**DECOR**

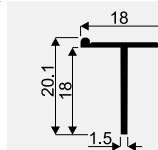
CODE	COLOUR	LENGTH (mm)	COLLECTIVE PACKAGING	PRICED PER	NET PRICE
00691	SILVER	3000	60	ITEM	
00688	LIGHT BROWN	3000	60	ITEM	
00692	GOLD	3000	60	ITEM	



T-profile I8-Decor

**DECOR**

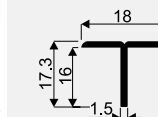
CODE	COLOUR	LENGTH (mm)	COLLECTIVE PACKAGING	PRICED PER	NET PRICE
01373	SILVER	3000	60	ITEM	
01370	LIGHT BROWN	3000	60	ITEM	
01374	GOLD	3000	60	ITEM	



T-profile ZW



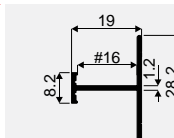
CODE	COLOUR	LENGTH (mm)	COLLECTIVE PACKAGING	PRICED PER	NET PRICE
00706	SILVER	3000	60	ITEM	
00703	LIGHT BROWN	3000	60	ITEM	
00707	GOLD	3000	60	ITEM	



H-Profile H08/I6



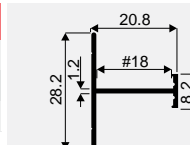
CODE	COLOUR	LENGTH (mm)	COLLECTIVE PACKAGING	PRICED PER	NET PRICE
03935	SILVER	3000	60	ITEM	
03934	LIGHT BROWN	3000	60	ITEM	



H-Profile H08/I8



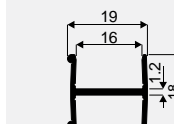
CODE	COLOUR	LENGTH (mm)	COLLECTIVE PACKAGING	PRICED PER	NET PRICE
00199	SILVER	3000	60	ITEM	
01877	LIGHT BROWN	3000	60	ITEM	
01878	GOLD	3000	60	ITEM	



H-Profile H16-Decor



CODE	COLOUR	LENGTH (mm)	COLLECTIVE PACKAGING	PRICED PER	NET PRICE
03937	SILVER	3000	60	ITEM	
03936	LIGHT BROWN	3000	60	ITEM	





SYSTEM

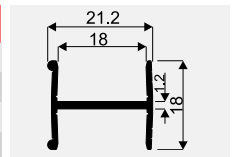
# GEMINI I8 Everest

## Basic system components

### H-Profile **H18-Decor**

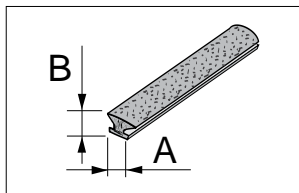
**DECOR**

CODE	COLOUR	LENGTH (mm)	COLLECTIVE PACKAGING	PRICED PER	NET PRICE
00215	SILVER	3000	60	ITEM	
00212	LIGHT BROWN	3000	60	ITEM	
00216	GOLD	3000	60	ITEM	
02937	LIGHT BROWN with brushed effect	3000	60	ITEM	
03466	BLACK with brushed effect	3000	60	ITEM	
03465	COGNAC with brushed effect	3000	60	ITEM	

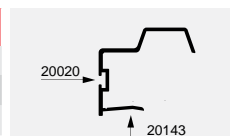


### TEXTILE DOOR STOP and ANTI-DUST BRUSHES

**i** All brushes on page 372



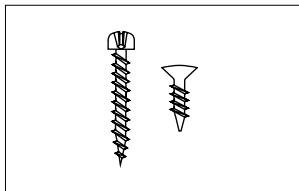
CODE	NAME	A (mm)	B (mm)	INSTALLATION	COLLECTIVE PACKAGING	PRICED PER	NET PRICE
20020	TEXTILE DOOR STOP	4.8	4	INSERTED	550	RUNNING METRE	
20225	TEXTILE DOOR STOP	4.8	4	INSERTED	10	COLLECTIVE PACKAGE (100 r.m.)	
20143	ANTI-DUST BRUSH	6.7	9	SELF-ADHESIVE	200	RUNNING METRE	



Handle **UNIVERSAL**  
16 and 18 GM

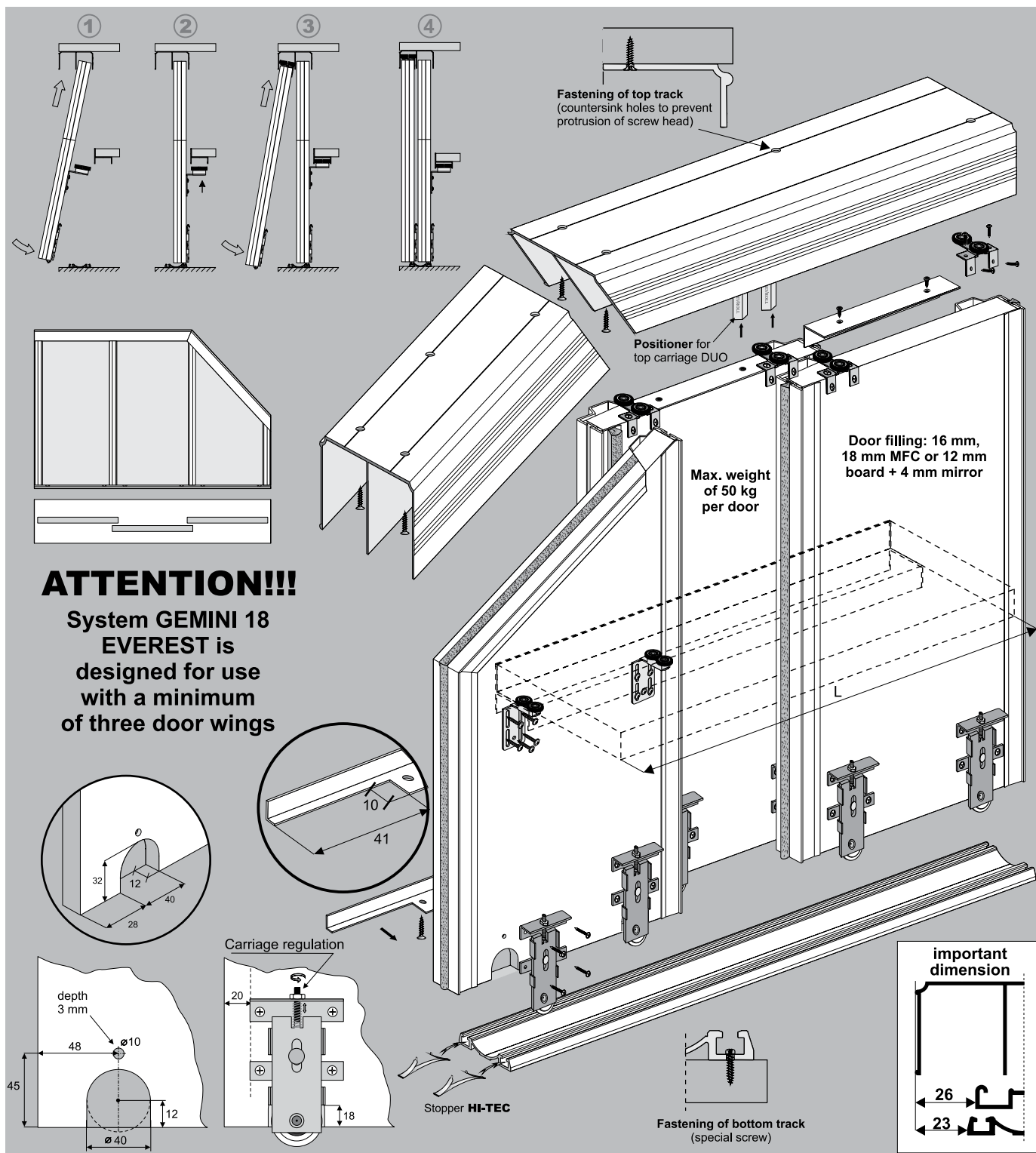
### SCREWS **SMART** and **UNIX**

**i** Collective package contains 100 SCREWS



CODE	NAME	DIMENSIONS (mm)	COLLECTIVE PACKAGING	PRICED PER	NET PRICE
20041	SCREW SMART	2.5 X 18	1	COLLECTIVE PACKAGE	
20092	SCREW SMART	2.5 X 18	1	COLLECTIVE PACKAGE	
20107	COUNTERSUNK SCREW UNIX	3 X 13	1	COLLECTIVE PACKAGE	

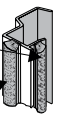
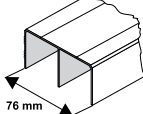
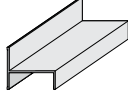
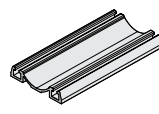
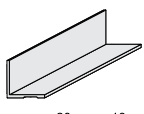







## ATTENTION!!!

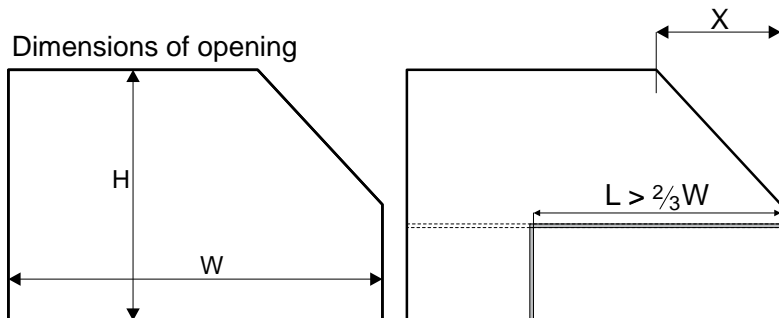
System GEMINI 18  
EVEREST is  
designed for use  
with a minimum  
of three door wings

## COMPONENTS

<div><div>Handle Universal GM</div><div><div>anti-dust brushes (self-adhesive) 6.7 mm x 9 mm</div><div>textile door stop (inserted) 4.8 mm x 4 mm</div><div>#16 and #18</div></div><div>Length 2,7 m</div></div>	<div><div>Top track Gemini-Dekor</div><div><div>76 mm</div></div><div>Length 1,7 m, 2,35 m, 3,0 m, 4,05 m, 6,0 m</div></div>	<div><div>Track Everest</div><div></div><div>Length 3,0 m</div></div>	<div><div>Bottom track Elegant</div><div></div><div>Length 1,7 m, 2,35 m, 3,0 m, 4,05 m, 6,0 m</div></div>	<div><div>Angle sektion ZW</div><div><div>20 mm x 18 mm</div></div><div>Length 1,7 m, 2,35 m, 3,0 m</div></div>
<div><div>Guiding track Focus WPFC-Duo</div><div></div></div>	<div><div>Bottom track WD18V HI-TEC</div><div></div></div>	<div><div>Guiding track Everest WPEv-Duo</div><div></div></div>		



Dimensions of opening



L - length of track Everest

$w_s > X$

$L_{min.} = \frac{2}{3}W$

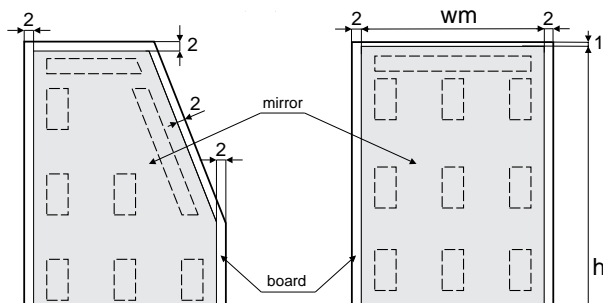
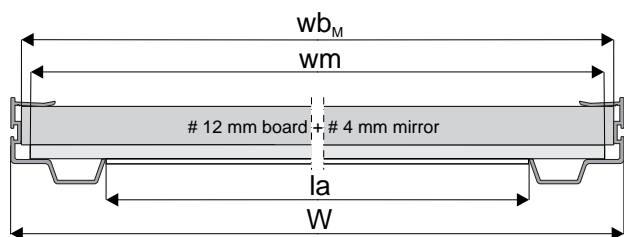
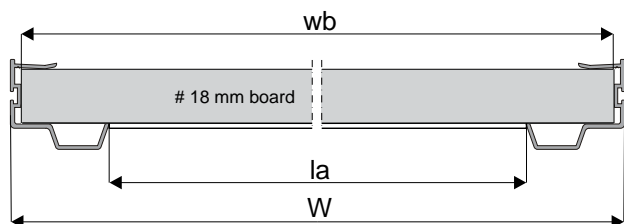
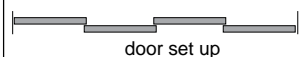
X - length of angle section

$L_{max.} = W$

$W_s$  - width of the wing with angle section

door height	- h	$h = H - 38 \text{ mm}$
board height	- hb	$hb = h - 2 \text{ mm}$
door width	- w	$w = (W - 3 \text{ mm} + Z) : N$
board width	#12, #18 - wb	$wb = w - 7 \text{ mm}$
angle section mini length	- la	this size is determined after door construction

number of doors	- N	3	4	visual design - 4 wings
total overlap	- Z	64 mm	96 mm	



mirror dimension

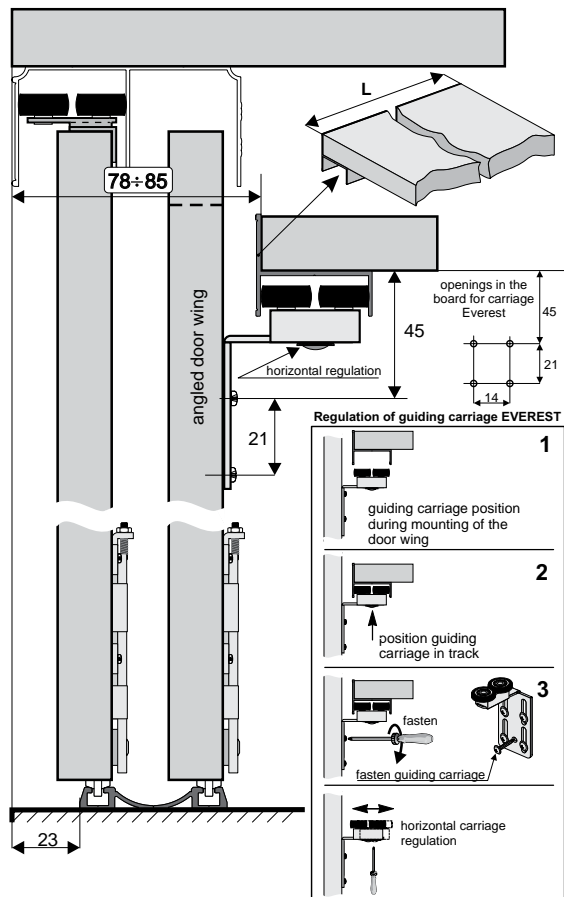
mirror height -  $hm = hb - 4 \text{ mm}$

mirror width -  $wm = wb - 4 \text{ mm}$

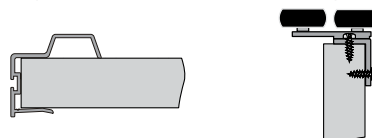
**ATTENTION:**

Board to mirror contact area should be free from dirt and grease before applying double-sided tape.

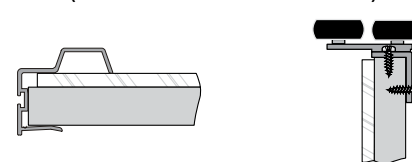
Broken line indicates recommended positioning of double-sided tape



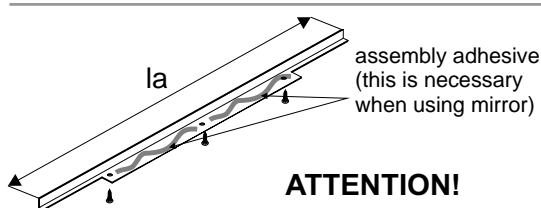
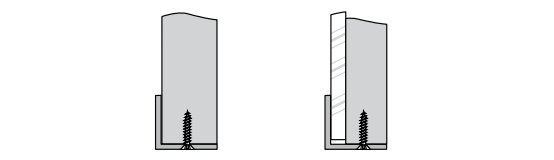
Installation method for handle and guiding carriage with # 18 mm board (handle UNIVERSAL GM # 18 mm).



Installation method for handle and guiding carriage with # 12 mm board and # 4 mm mirror (handle UNIVERSAL GM # 16 mm).



Installation method for angle-section 20 mm x 18 mm



**ATTENTION!**

Angle section must be fastened to board with a minimum of 3 screws  $\varnothing 3 \times 25$ .





# Twin track sliding doors



WITH TOP HUNG CARRIAGE SYSTEM

1

## SYSTEM HORUS

System Horus is perfect where you cannot use a system which has a bottom track load bearing set-up. The advantage of system Horus is the ability to leave an uninterrupted floor way. This solution works well when the doors serve the purpose of dividing larger rooms. In such cases the bottom track could prove to be an obstacle when travelling between rooms and interfere with the aesthetics. The entire weight of the door is transferred to the top track, removing the need for a bottom track. Thanks to this you can fix the door in places where the floor is too uneven for other solutions.

## SYSTEM OPTIMA 18

Optima 18 is a system for sliding doors with invisible carriage mechanism intended for free standing wardrobes.

Top and bottom track as well as carriages and guides are hidden behind the doors. As a result, with the door closed, system components are not visible, but when the door is open, only a fraction of top track and front of bottom track are visible while carriages and guides are practically invisible.

Top track has been designed in a way that it can carry the weight of the door without compromising the screws to be pulled out from the board. The bottom track, fastened under the bottom wreath, does not limit the functionality of wardrobe interior and eases cleaning. The complete system, thanks to special construction of bottom guide, is simple and easy to assemble.

Massive top carriages with ball bearing rollers guarantee long lasting durability of carriage mechanisms. It is worth stressing that the carriages have simple in handling and reliable protection against falling out of the track. Assembly set contains easy to fasten stoppers which cushion the door hit while it is being closed. As additional accessory the producer recommends very simple to fasten and infallible in operation special self-close, maximising the comfort of use.

■ SYSTEM HORUS



■ SYSTEM OPTIMA 18



## SYSTEM

# HORUS

Twin track sliding doors with top hung carriage system

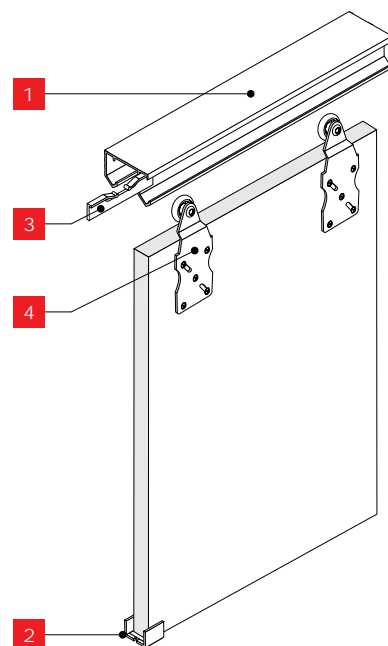


### CHARACTERISTICS

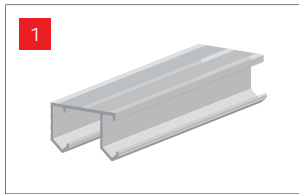
► Application	Sliding doors
► Track	Twin
▼ Carriage system	Top
► Top guide	Ball bearing carriage
► Bottom guide	Plastic guide
► Construction	Board
► Filling thickness	16-40 mm
► Filling type	Board
► Max. door load	45 kg
► Max. handle length	n/a
► Max. track length	6.00 m
► Textile door stops	n/a
► Anti-dust brushes	n/a
► Sales programme	<b>ONE PACK</b> + components are available individually
► Decorative profile programme	n/a

### USAGE

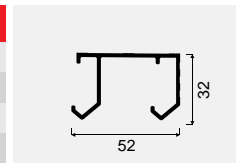
- Pathway doors, built-in furniture (walk-in wardrobes, wardrobes)



Track **HORUS**



CODE	COLOUR	LENGTH (mm)	COLLECTIVE PACKAGING	PRICED PER	NET PRICE
214-138	RAW	1200	8	ITEM	
214-139	RAW	1500	8	ITEM	
214-140	RAW	1800	8	ITEM	
214-141	RAW	2000	8	ITEM	
214-143	RAW	2400	8	ITEM	
214-146	RAW	3000	8	ITEM	
214-147	RAW	4000	8	ITEM	
214-162	RAW	6000	8	ITEM	

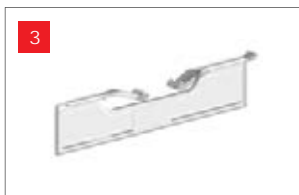


Plastic guide




CODE	COLLECTIVE PACKAGING	PRICED PER	NET PRICE
216-007	100	ITEM	

Clipstopper



CODE	COLLECTIVE PACKAGING	PRICED PER	NET PRICE
321-049	100	ITEM	

Stopper 2 pcs  
+ Hex head screwdriver

 Stopper available only in carriage sets



CODE	COLLECTIVE PACKAGING	PRICED PER	NET PRICE
321-042	1	SET	

Carriage **20**



CODE	COLLECTIVE PACKAGING	PRICED PER	NET PRICE
215-113	250	ITEM	

Carriage **21**



CODE	COLLECTIVE PACKAGING	PRICED PER	NET PRICE
215-114	250	ITEM	

Carriage 22



CODE	COLLECTIVE PACKAGING	PRICED PER	NET PRICE
215-115	250	ITEM	

**SET**  
for sliding doors **HORUS**



DESCRIPTION	CODE	1200 mm	1500 mm	1800 mm	2000 mm	2400 mm	3000 mm
SET CODE		212-009	212-011	212-013	212-014	212-016	212-017
Track HORUS	214-138 / 214-139 / 214-140 214-141 / 214-143 / 214-146	1 pc.	1 pc.	1 pc.	1 pc.	1 pc.	1 pc.
Carriage 20	215-113	2 pcs	2 pcs	2 pcs	2 pcs	2 pcs	2 pcs
Carriage 21	215-114	2 pcs	2 pcs	2 pcs	2 pcs	2 pcs	2 pcs
Carriage 22	215-115	-	-	-	2 pcs	2 pcs	2 pcs
Plastic guide	216-007	1 set	1 set	1 set	2 set	2 set	2 set
Clipstopper	321-049	-	-	-	1 pcs	1 pcs	1 pcs
Stopper	321-042	1 set	1 set	1 set	1 set	1 set	1 set
Screws	-	1 set	1 set	1 set	1 set	1 set	1 set
Assembly instructions	-	1 copy	1 copy	1 copy	1 copy	1 copy	1 copy
Number of doors		2	2	2	3	3	3
NET PRICE							

Set without track **HORUS**



DESCRIPTION	CODE	for 1 wing	for 2 wings
SET CODE		219-002	219-004
Carriage 20	215-113	-	2 pcs
Carriage 21	215-114	-	2 pcs
Carriage 22	215-115	2 pcs	-
Plastic guide	216-007	1 set	1 set
Clipstopper	321-049	1 pcs	2 pcs
Screws	-	1 set	1 set
Assembly instructions	-	1 copy	1 copy
NET PRICE			

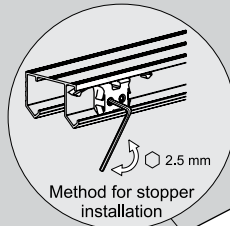
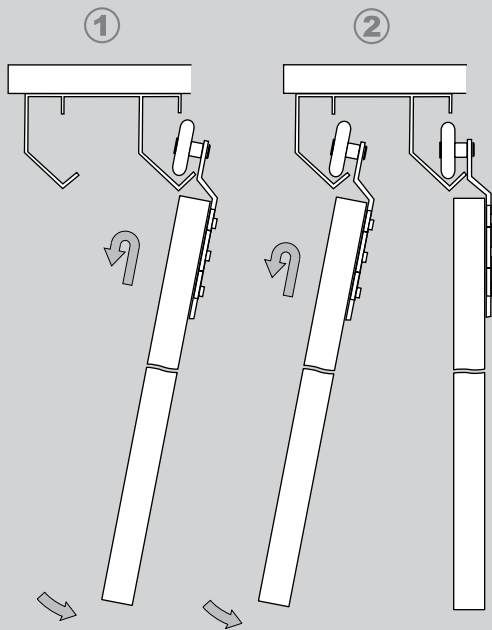








### Door fitting order

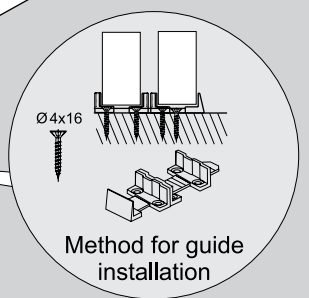
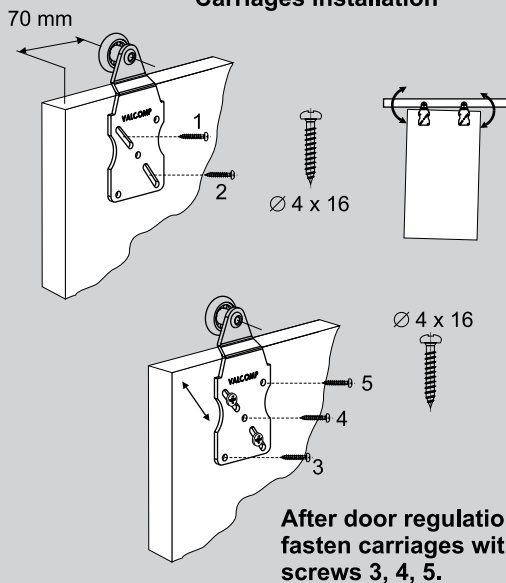


**ATTENTION!**  
stopper available only  
in carriage sets

**Max. weight  
of 45 kg  
per door**

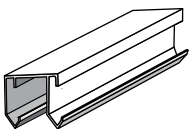
**Door filling:  
16-40 mm board**

### Carriages installation



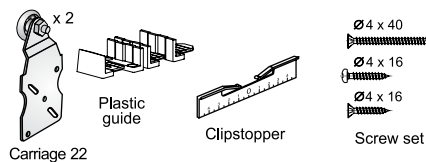
## COMPONENTS

### Track Horus

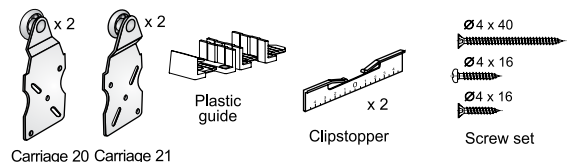


Lenght  
1.2 m, 1.5 m, 1.8 m, 2.0 m, 2.4 m,  
3.0 m, 4.0 m, 6.0 m

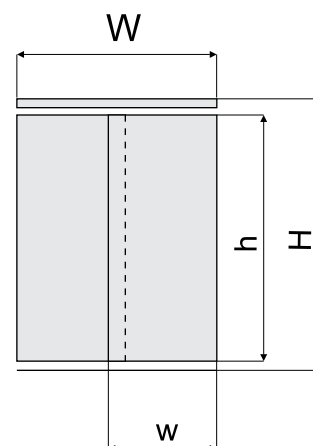
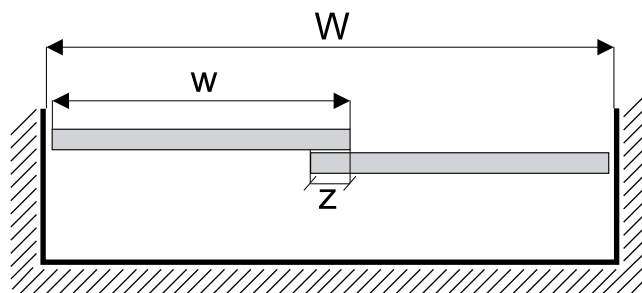
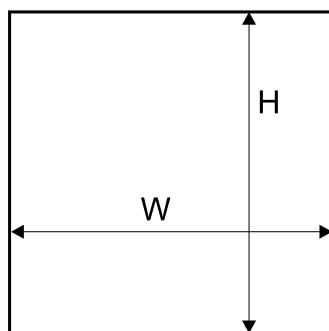
### Set Horus (1 door)



### Set Horus (2 doors)

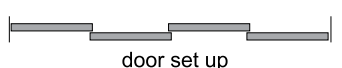
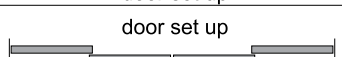


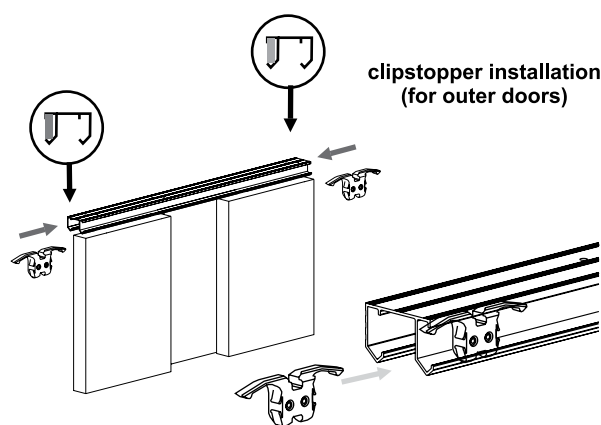
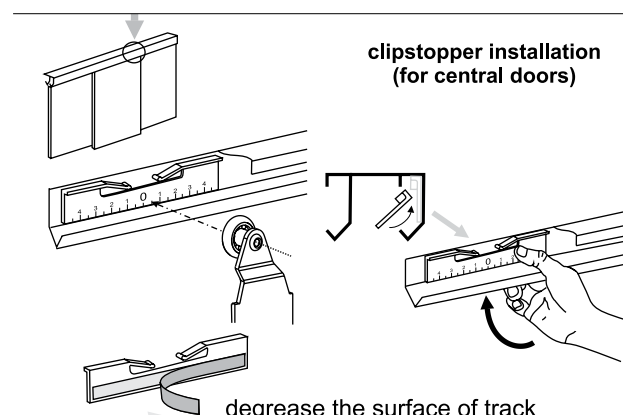
## Dimensions of opening



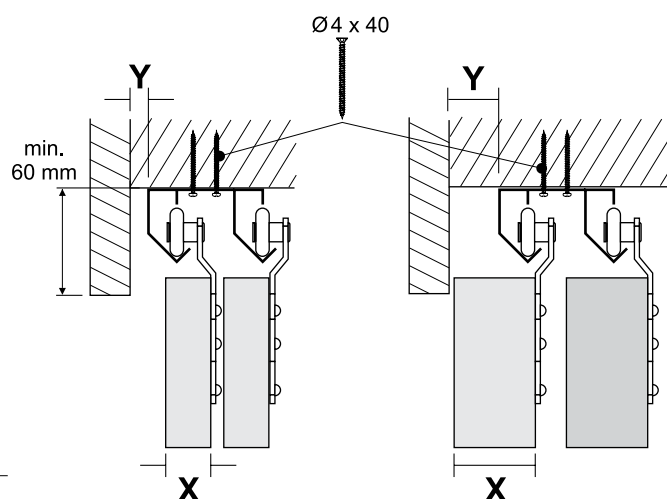
door height	- h	$h = H - 50 \text{ mm}$
door width	- w	$w = (W + Z) : N$

number of doors	- N	2	3
total overlap	- Z	40 mm	80 mm

visual design – 4 wings	
	$w = (W + 120) : 4$
	$w = (W : 2 + 40) : 2$

clipstopper installation  
(for outer doors)clipstopper installation  
(for central doors)

decrease the surface of track



X [mm]	16	18	19	22
Y [mm]	0	1	1	4


25	28	32	40
15	18	22	30

## SYSTEM

# OPTIMA 18



Twin track sliding doors with top hung carriage system

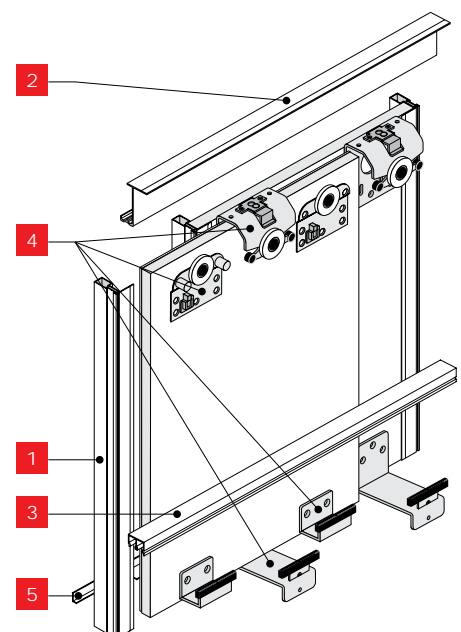
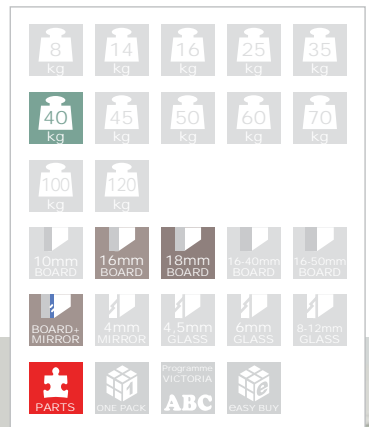


### CHARACTERISTICS

► Application	Sliding doors
► Track	Twin
▼ Carriage system	Top
► Top guide	Ball bearing carriage
► Bottom guide	Guide with metal bracket
► Construction	Board
► Filling thickness	16-18 mm
► Filling type	16 mm MFC or 18 mm, board 12 mm + mirror
► Max. door load	40 kg
► Max. handle length	2.40 m
► Max. track length	2.40 m
► Textile door stops	Yes
► Anti-dust brushes	Yes
► Sales programme	Components are available individually
► Decorative profile programme	n/a

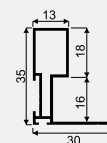
### USAGE

- Free standing furniture

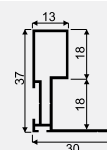


Handle **OPTIMA 16**

CODE	COLOUR	LENGTH (mm)	COLLECTIVE PACKAGING	PRICED PER	NET PRICE
03176	SILVER	2400	20	ITEM	

Handle **OPTIMA 18**

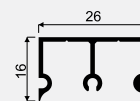
CODE	COLOUR	LENGTH (mm)	COLLECTIVE PACKAGING	PRICED PER	NET PRICE
03146	SILVER	2400	20	ITEM	

Top track **OPTIMA**

CODE	COLOUR	LENGTH (mm)	COLLECTIVE PACKAGING	PRICED PER	NET PRICE
03064	SILVER	2000	24	ITEM	
03182	SILVER	2400	24	ITEM	

Bottom track **OPTIMA**

CODE	COLOUR	LENGTH (mm)	COLLECTIVE PACKAGING	PRICED PER	NET PRICE
20194	RAW	2000	24	ITEM	
20214	RAW	2400	24	ITEM	

Set **OPTIMA**


SET COMPONENTS	CODE	for 2 wings	for 3 wings
SET CODE		10110	10121
Top front carriage OPTIMA	-	2 pcs	2 pcs
Top back external carriage OPTIMA	-	1 pc.	2 pcs
Top back middle carriage OPTIMA	-	1 pc.	2 pcs
Bottom back guide OPTIMA	-	2 pcs	2 pcs
Bottom front guide OPTIMA	-	2 pcs	4 pcs
Side stopper OPTIMA	-	2 pcs	2 pcs
Top track support OPTIMA	-	2 pcs	2 pcs
Screws	-	1 collective package	1 collective package
Assembly instructions	-	1 copy	1 copy
NET PRICE			



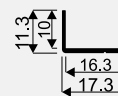
SYSTEM

## OPTIMA I8

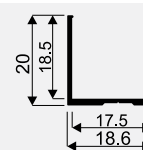
## Basic system components

Angle section **MINI 11x17**

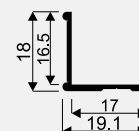
CODE	COLOUR	LENGTH (mm)	COLLECTIVE PACKAGING	PRICED PER	NET PRICE
00102	SILVER	1700	120	ITEM	
00093	LIGHT BROWN	1700	120	ITEM	
00108	GOLD	1700	120	ITEM	
00103	SILVER	2350	120	ITEM	
00094	LIGHT BROWN	2350	120	ITEM	
00109	GOLD	2350	120	ITEM	
00104	SILVER	3000	120	ITEM	
00095	LIGHT BROWN	3000	120	ITEM	
00110	GOLD	3000	120	ITEM	

Angle section **ZW 20x18**

CODE	COLOUR	LENGTH (mm)	COLLECTIVE PACKAGING	PRICED PER	NET PRICE
00058	SILVER	1700	60	ITEM	
00052	LIGHT BROWN	1700	60	ITEM	
00061	GOLD	1700	60	ITEM	
00059	SILVER	2350	60	ITEM	
00053	LIGHT BROWN	2350	60	ITEM	
00062	GOLD	2350	60	ITEM	
00060	SILVER	3000	60	ITEM	
00054	LIGHT BROWN	3000	60	ITEM	
00063	GOLD	3000	60	ITEM	


Angle section **K2 Decor**

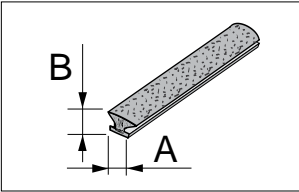
CODE	COLOUR	LENGTH (mm)	COLLECTIVE PACKAGING	PRICED PER	NET PRICE
00078	SILVER	1700	60	ITEM	
00069	LIGHT BROWN	1700	60	ITEM	
00081	GOLD	1700	60	ITEM	
02934	LIGHT BROWN with brushed effect	1700	60	ITEM	
03462	BLACK with brushed effect	1700	60	ITEM	
03459	COGNAC with brushed effect	1700	60	ITEM	
00079	SILVER	2350	60	ITEM	
00070	LIGHT BROWN	2350	60	ITEM	
00082	GOLD	2350	60	ITEM	
02935	LIGHT BROWN with brushed effect	2350	60	ITEM	
03463	BLACK with brushed effect	2350	60	ITEM	
03460	COGNAC with brushed effect	2350	60	ITEM	
00080	SILVER	3000	60	ITEM	
00071	LIGHT BROWN	3000	60	ITEM	
00083	GOLD	3000	60	ITEM	
02936	LIGHT BROWN with brushed effect	3000	60	ITEM	
03464	BLACK with brushed effect	3000	60	ITEM	
03461	COGNAC with brushed effect	3000	60	ITEM	

Soft-close for sliding doors **OPTIMA** Each set comprises of 2 pcs L & R

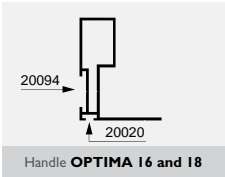
CODE	COLLECTIVE PACKAGING	PRICED PER	NET PRICE
20195	9	SET	

TEXTILE DOOR STOP

 All brushes on page 372



CODE	NAME	A (mm)	B (mm)	INSTALLATION	COLLECTIVE PACKAGING	PRICED PER	NET PRICE
20020	TEXTILE DOOR STOP	4.8	4	INSERTED	550	RUNNING METRE	
20225	TEXTILE DOOR STOP	4.8	4	INSERTED	10	COLLECTIVE PACKAGE (100 r.m.)	
20094	TEXTILE DOOR STOP	14.5	4	INSERTED	200	RUNNING METRE	
20224	TEXTILE DOOR STOP	14.5	4	INSERTED	10	COLLECTIVE PACKAGE (50 r.m.)	





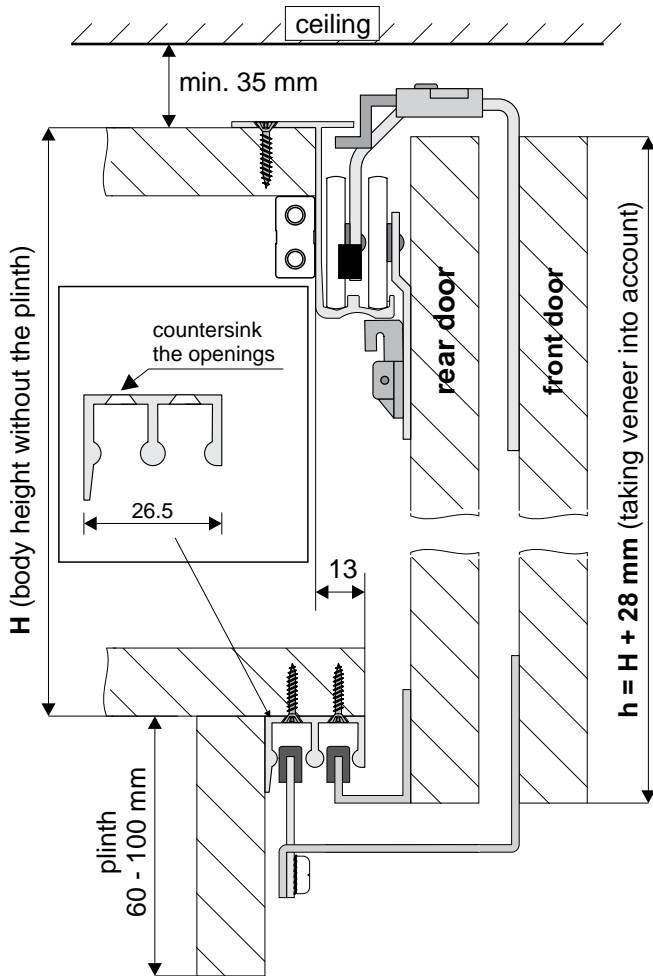


SYSTEM

# OPTIMA I8

AsseRUNNING METREly instructions for  
system OPTIMA I8

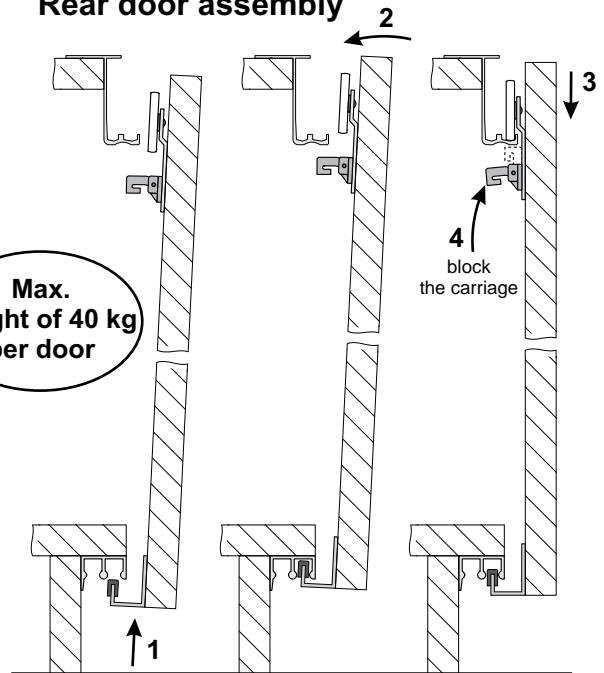
for 2 wings



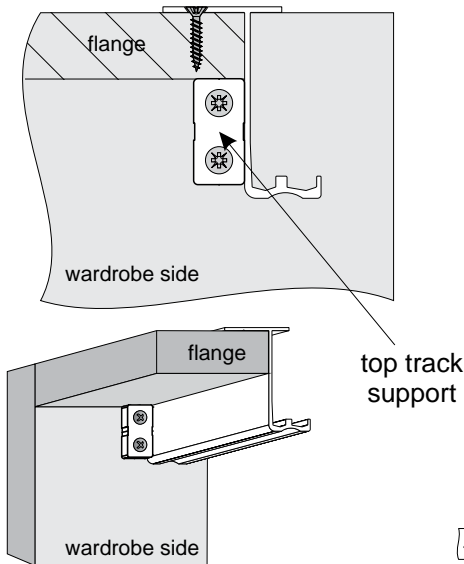
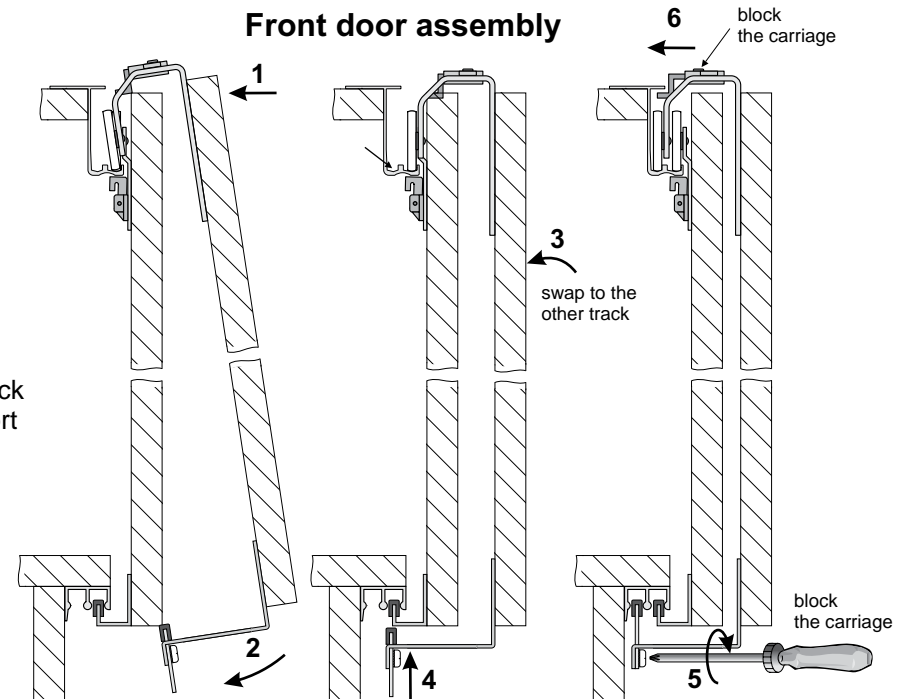
## ATTENTION

Door height should be greater than body height (without the plinth) by exactly 28 mm.  
Top flange should be moved back by 13 mm in relation to the bottom flange and should be fastened firmly.  
Thickness of board: max. 20 mm.

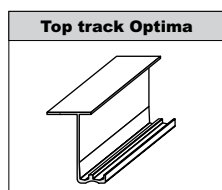
## Rear door assembly



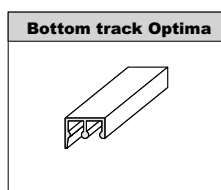
## Front door assembly



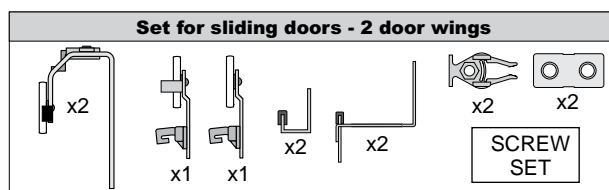
## COMPONENTS



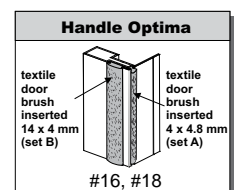
Length  
2.00 m, 2.40 m



Length  
2.0 m, 2.4 m



## OPTION

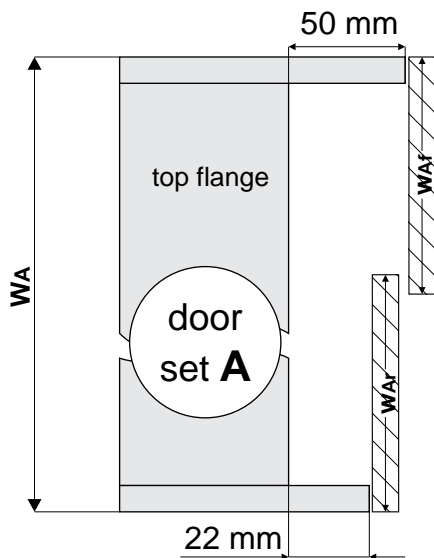


Length  
2.4 m



## board width calculation

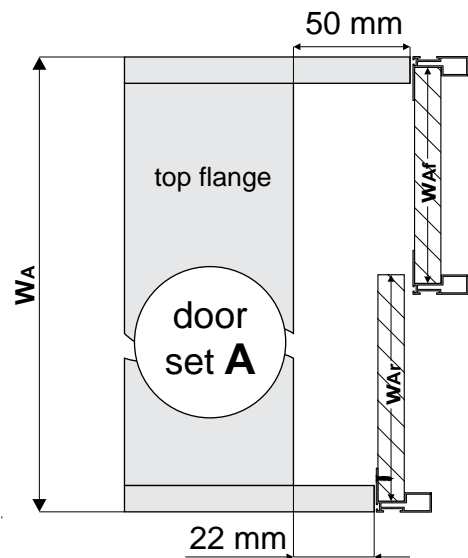
### door without vertical proles (taking edging into account)



$$W_{Af} = W_{Ar} = (W_A + 20 \text{ mm}) : 2$$

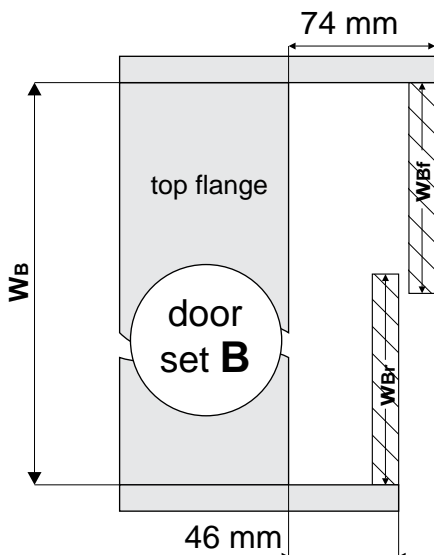
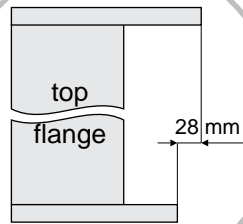
### door with vertical proles (handles)

rear door - 1 handle  
front door - 2 handles

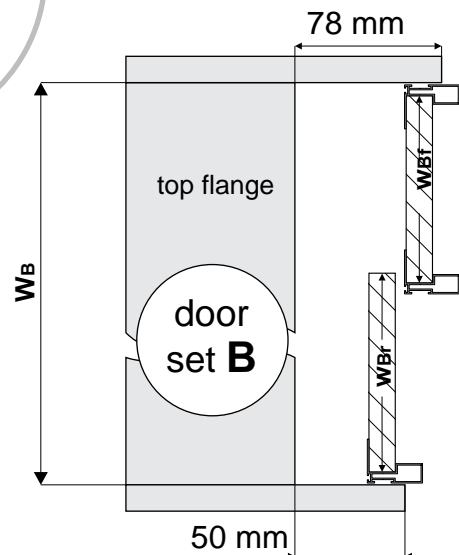


$$W_{Af} = [(W_A + 20 \text{ mm}) : 2] - 14$$

$$W_{Ar} = [(W_A + 20 \text{ mm}) : 2] - 7$$

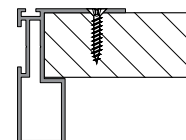


$$W_{Bf} = W_{Br} = (W_B + 20 \text{ mm}) : 2$$



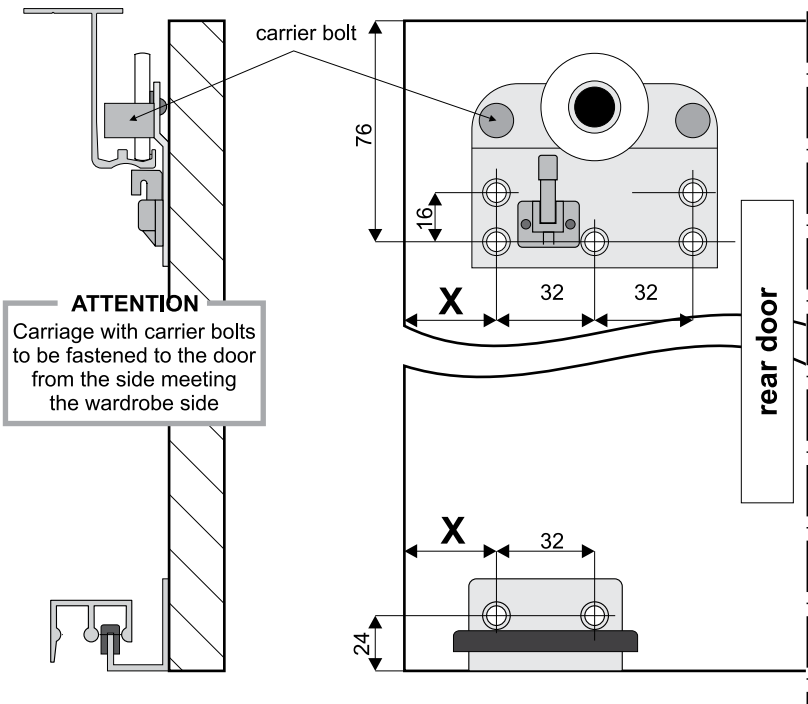
$$W_{Bf} = [(W_B + 20 \text{ mm}) : 2] - 14$$

$$W_{Br} = [(W_B + 20 \text{ mm}) : 2] - 7$$

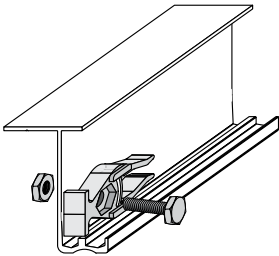


handle to be fastened with a minimum of 4 screws

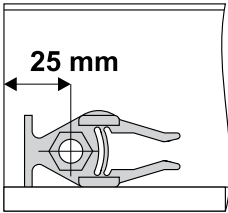
### Fastening of carriages and guides to the rear door



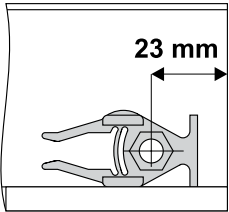
Fastening of stopper to the top track



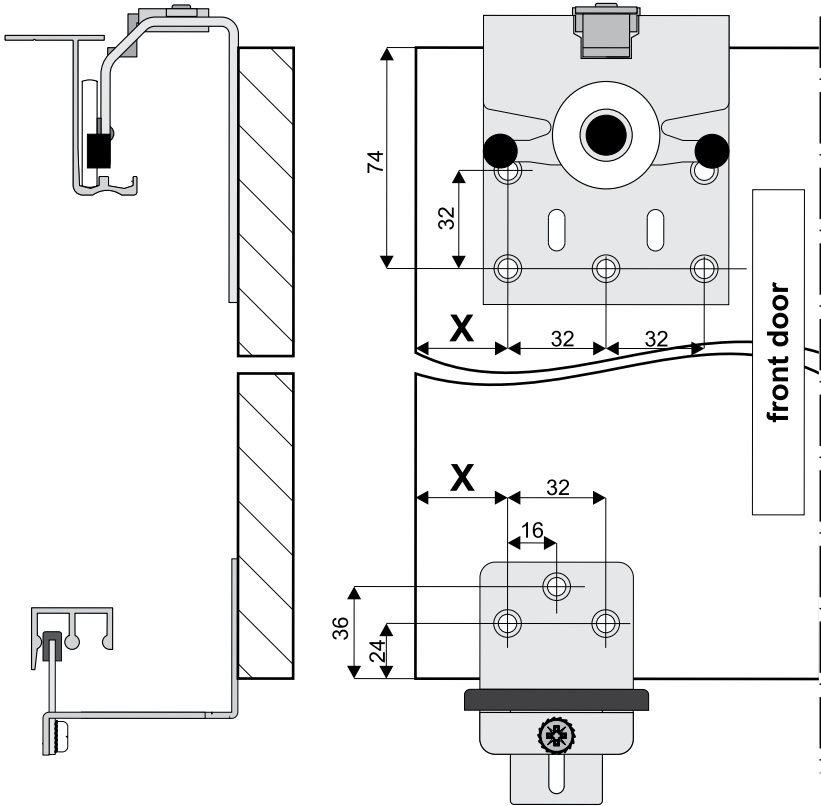
**rear door (set A and B)**  
door without and  
with vertical proles (handles)



**front door (set A and B)**  
door without and  
with vertical proles (handles)



### Fastening of carriages and guides to the front door



distance	door without vertical profiles		door with vertical profiles (handles)	
	door set A	door set B	door set A	door set B
<b>x</b>	58 mm	40 mm	51 mm	31 mm



Optionally, instead of stoppers, soft-closes **Optima** can be used (purchased separately)

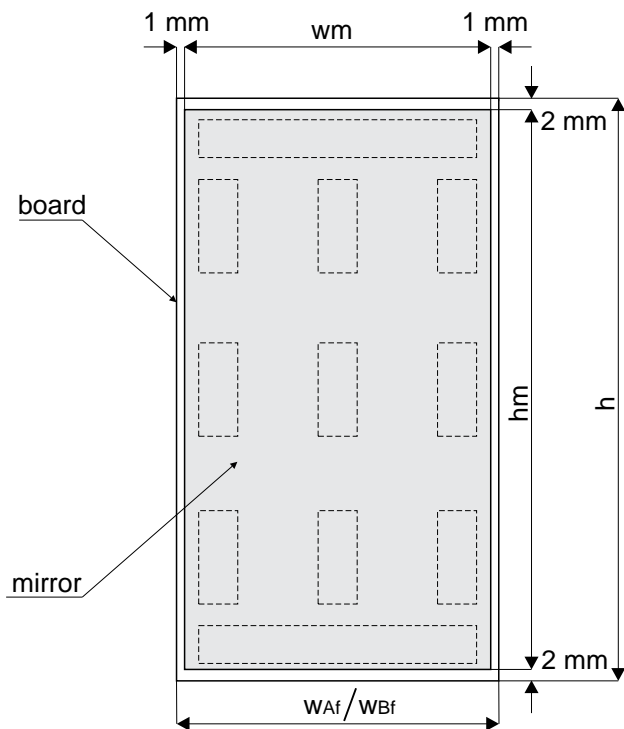


**Option with mirror (only available for front door wing)  
door set A and B**

**ATTENTION!**

The usage of angle section  
requires the handle to be 3 mm  
longer than board size  
(protruding by: 1.5 mm - top,  
1.5 mm - bottom)

**Use angle section Mini**



Broken line indicated  
recommended positioning  
of double-sided tape

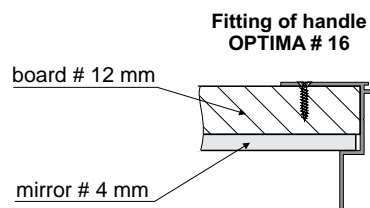
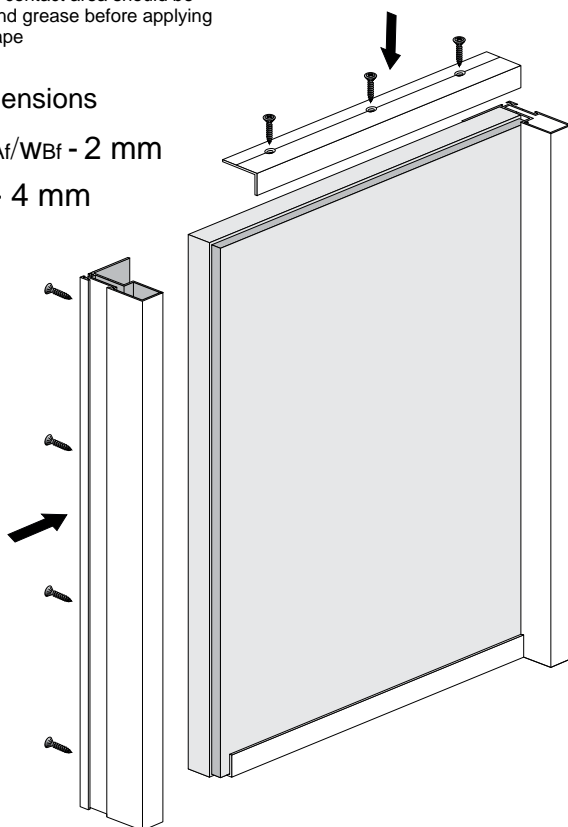
**ATTENTION :**

Board to mirror contact area should be  
free from dirt and grease before applying  
double-sided tape

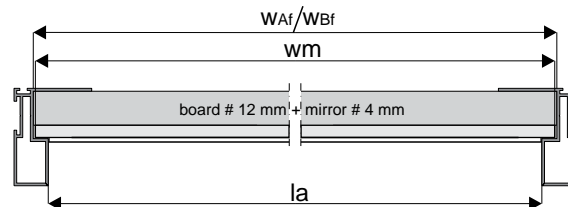
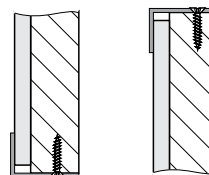
mirror dimensions

$$wm = W_{Af}/W_{Bf} - 2 \text{ mm}$$

$$wm = h - 4 \text{ mm}$$



**Fitting of angle section MINI**

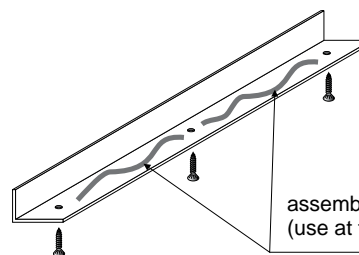


la - angle section Mini length

$$wm = W_{Af} - 12 \text{ mm}$$



for aesthetic reasons,  
the angle section length should be  
decided after handle fitting



assembly adhesive  
(use at the bottom of the door)

**ATTENTION!**

Angle section must be fastened to board  
with a minimum of 3 screws  $\varnothing 3 \times 25$

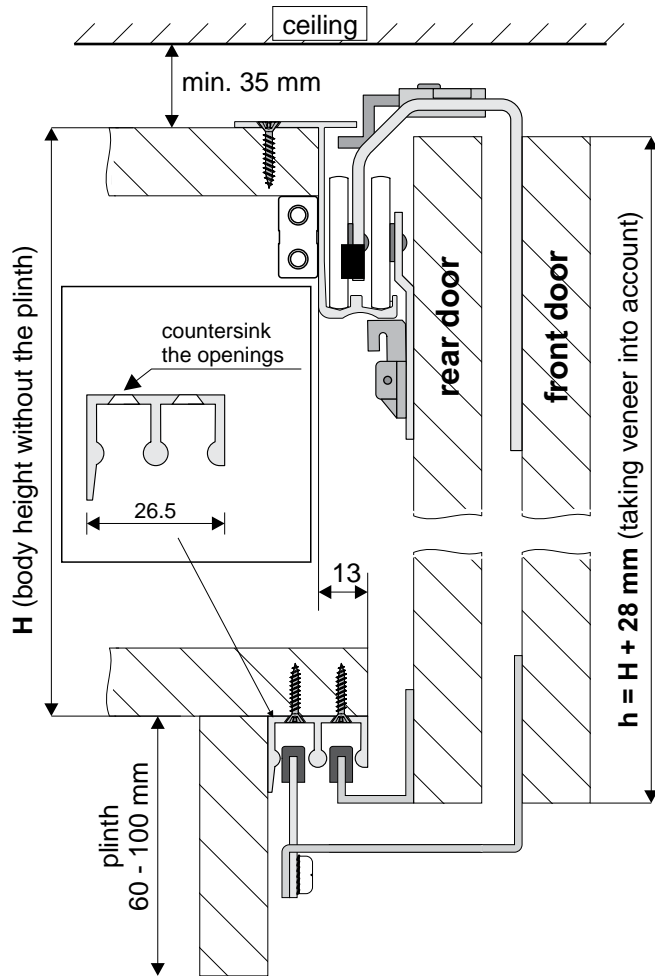


SYSTEM

# OPTIMA I8

## AsseRUNNING METREly instructions for system OPTIMA I8

for 3 wings



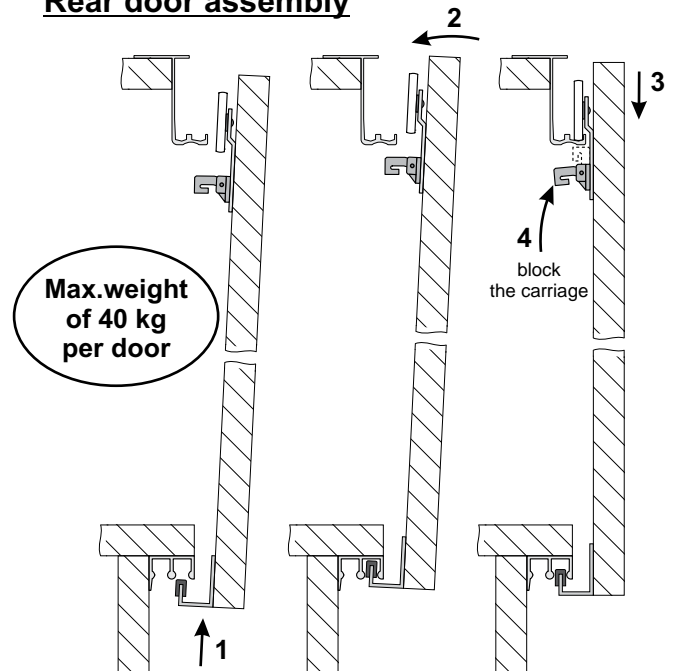
### ATTENTION

Door height should be greater than body height (without the plinth) by exactly 28 mm.

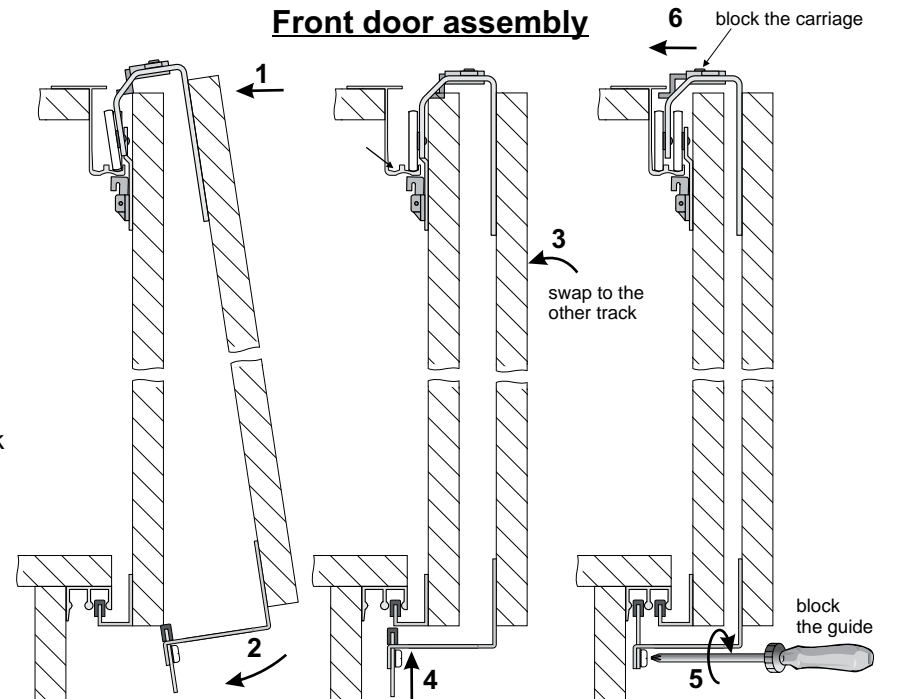
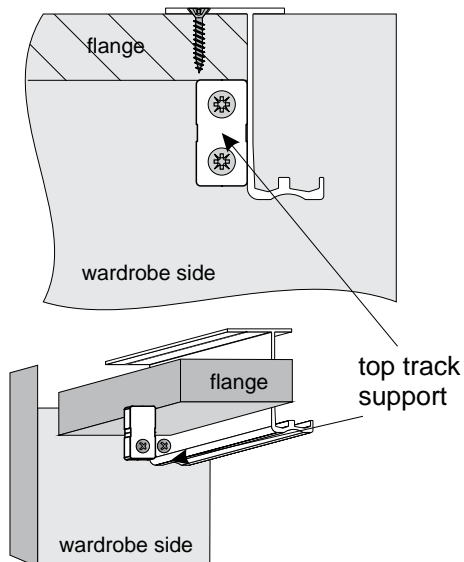
Top flange should be moved back by 13 mm in relation to the bottom flange and should be fastened firmly.

Thickness of board: max. 20 mm.

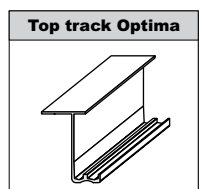
### Rear door assembly



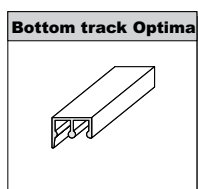
### Front door assembly



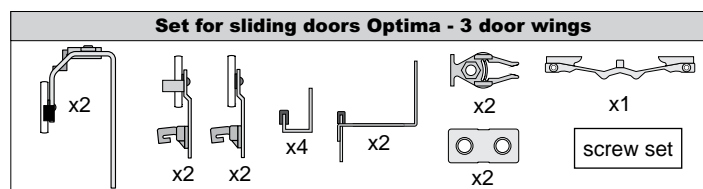
## COMPONENTS



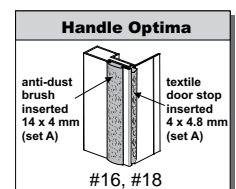
Length  
2.00 m, 2.40 m



Length  
2.0 m, 2.4 m



## OPTION

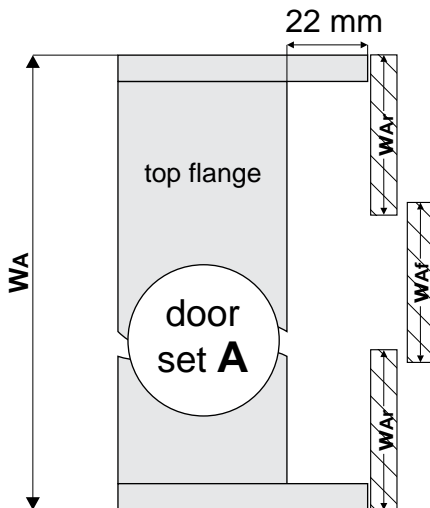


Length  
2.4 m



## board width calculation

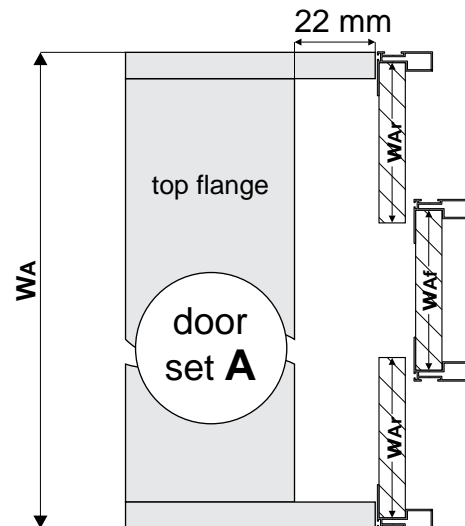
### door without vertical proles (taking edging into account)



$$W_{Af} = W_{Ar} = (W_A + 40 \text{ mm}) : 3$$

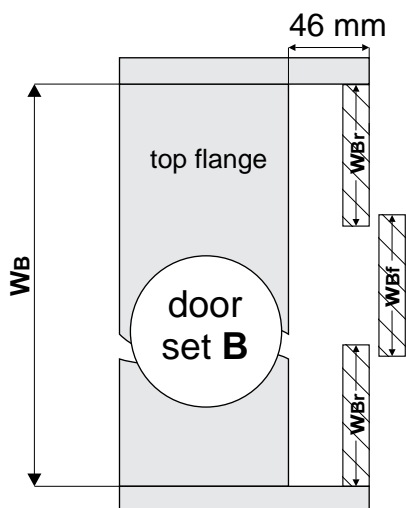
### door with vertical proles (handles)

rear door - 1 handle  
front door - 2 handles

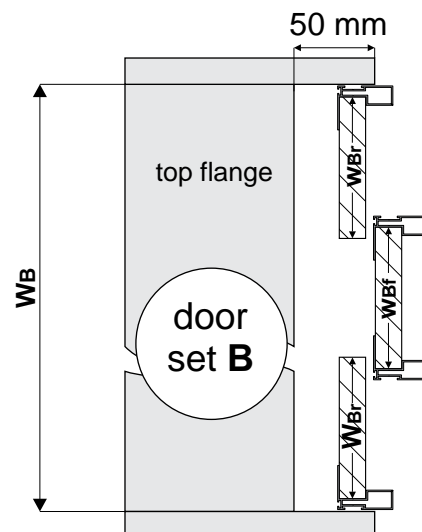


$$W_{Af} = [(W_A + 40 \text{ mm}) : 3] - 14$$

$$W_{Ar} = [(W_A + 40 \text{ mm}) : 3] - 7$$

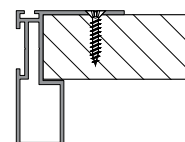


$$W_{Bf} = W_{Br} = (W_B + 40 \text{ mm}) : 3$$



$$W_{Bf} = [(W_B + 40 \text{ mm}) : 3] - 14$$

$$W_{Br} = [(W_B + 40 \text{ mm}) : 3] - 7$$

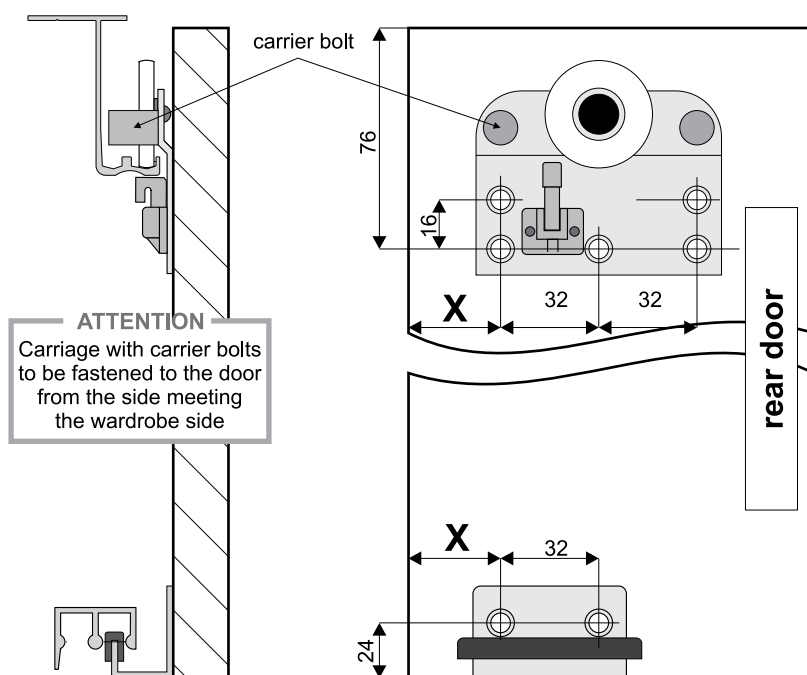


handle to be fastened with a minimum of 4 screws



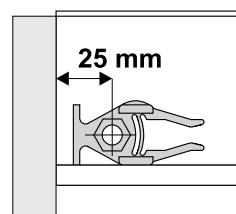
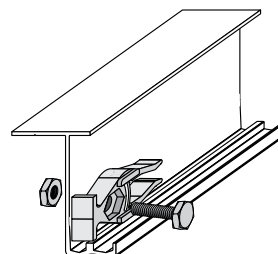


## Fastening of carriages and guides to the rear door

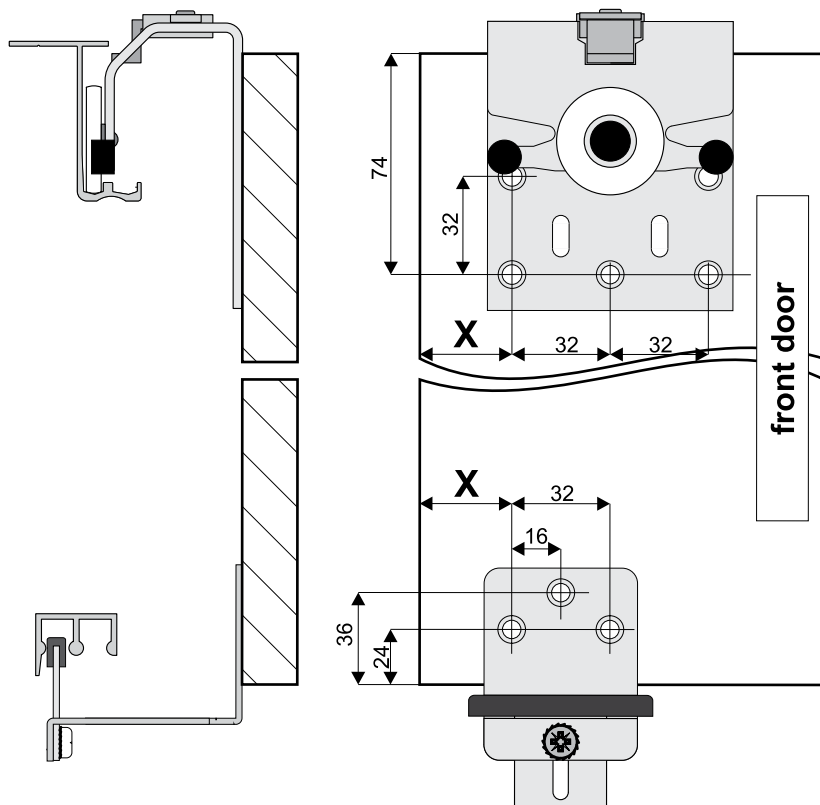


## Fastening of stopper to the top track

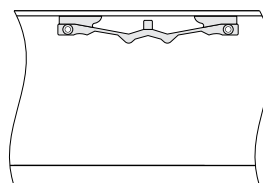
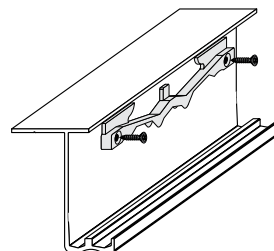
**rear door (set A and B)**  
door without and  
with vertical proles (handles)



## Fastening of carriages and guides to the front door



**front door**  
(fasten after door assembly)



distance	door without vertical profiles		door with vertical profiles (handles)	
	door set A	door set B	door set A	door set B
<b>X</b>	58 mm	40 mm	51 mm	31 mm



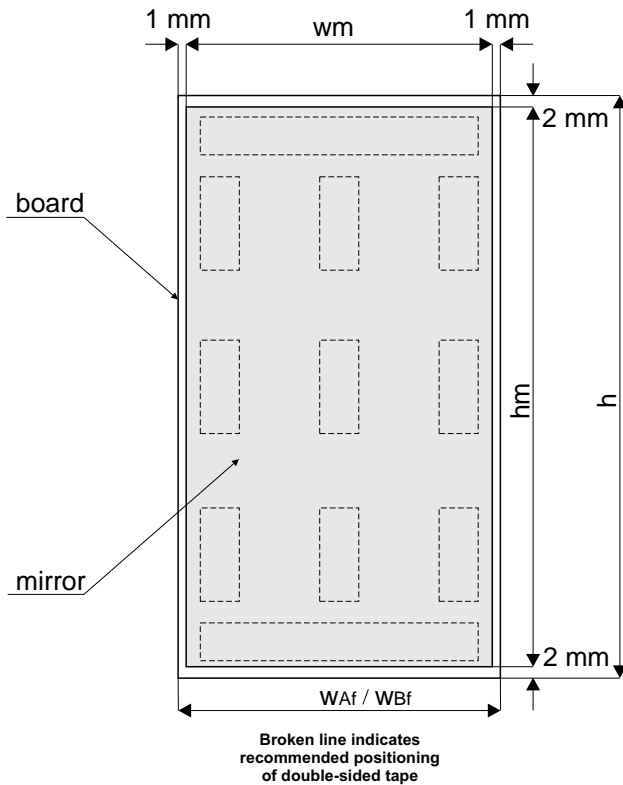
Optionally, instead of stoppers,  
soft-closes **Optima** can be used  
purchased separately  
(only for rear door)



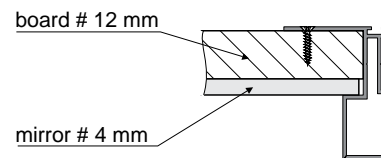
**Option with mirror (only available for front door wing)  
door set A and B**

**ATTENTION!**

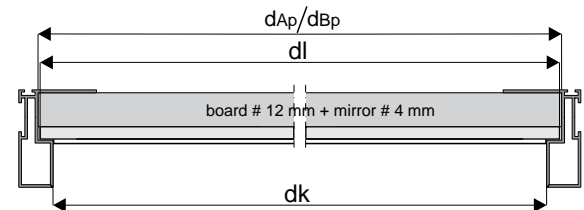
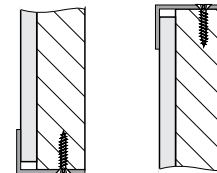
The usage of angle section  
requires the handle to be 3 mm  
longer than board size  
(protruding by: 1.5 mm - top,  
1.5 mm - bottom)  
**Use angle section Mini**



Fitting of handle  
OPTIMA # 16



Angle section MINI assembly



la - angle section Mini length

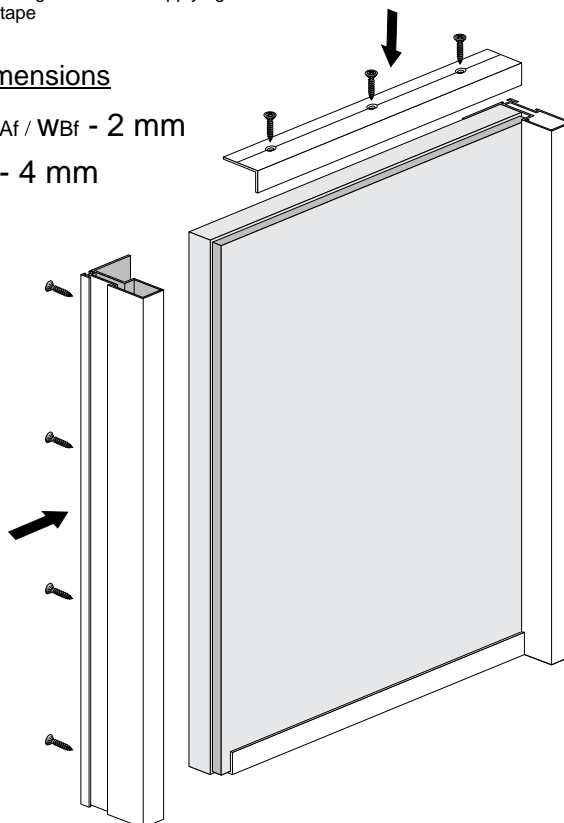
$$la = Waf - 12 \text{ mm}$$

**ATTENTION:**  
Board to mirror contact area should be  
free from dirt and grease before applying  
double-sided tape

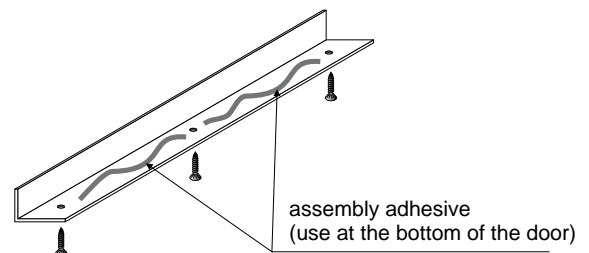
**mirror dimensions**

$$wm = Waf / WBf - 2 \text{ mm}$$

$$hm = h - 4 \text{ mm}$$




for aesthetic reasons, the angle  
section length should be decided  
after handle fitting



**ATTENTION!**

Angle section must be fastened  
to board with a minimum of 3 screws  $\varnothing 3 \times 25$ .



# Folding doors

2

## SYSTEM APOLLO

System Apollo has a simple construction which, thanks to the use of a steel guiding track, combines low price with good usage properties.

## SYSTEM EXCLUSIVE

System Exclusive combines aesthetics and reliability. The top track, strong but small in dimensions, and the carriage with four solid wheels create an infallible slide. Doors turn on thick steel pivots in bronze bushes. This ensures extreme durability.

Three types of handles were designed to be used: from subtle Prince to the substantial Unicomfort and 10-ka. The last one enables frame door construction with light 10 mm board or glass fillings.

System Exclusive was also created to enable the co-existence of identical looking folding and sliding doors in one room.

## SYSTEM LINE

System Line is characterised by the usage of an additional bottom guide, hidden under the plinth. The wing is fastened using inset hinges. Similarly, special inset hinges incorporate the guiding carriages. This creates a smooth and stable wing in any position. For door finish, profiles Slim and Secret are provided, delicate from the outside but more substantial on the inside, producing a rigid system.

## SYSTEM HERKULES

Herkules enables the construction of quite large door wings hanging on an aluminium top track of delicate proportions. A solid four-wheel carriage co-operates with the track, available in two load versions: up to 25 kg and up to 40 kg.





### FOLDING DOORS WITH TOP CARRIAGE SYSTEM

- **SYSTEM DS APOLLO**
- **SYSTEM DS EXCLUSIVE**
  - LINE DS PRINCE
  - LINE DS UNICOMFORT
  - LINE DS 10-ka
- **SYSTEM DS LINE**
  - LINE DS SECRET LINE
  - LINE DS SLIM LINE
- **SYSTEM DS HERKULES Plus**

# SYSTEM DS APOLLO

Folding doors with top hung carriage system

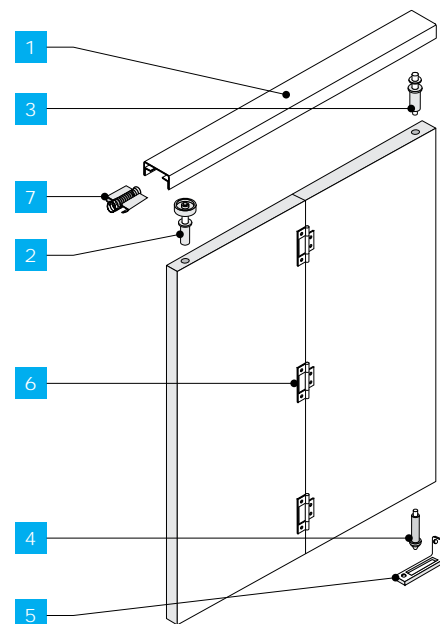


## CHARACTERISTICS

► Application	Folding doors
► Track	Single
▼ Carriage system	Top
► Top guide	Male pivot hinge and guide
► Bottom guide	Male pivot hinge
► Construction	Board
► Filling thickness	18-35 mm
► Filling type	Board 18-35 mm
► Max. door load	28 kg (2 x 14) or 56 kg (4 x 14)
► Max. handle length	n/a
► Textile door stops	n/a
► Anti-dust brushes	n/a
► Sales programme	ONE PACK + components are available individually
► Decorative profile programme	n/a

## USAGE

- Folding doors, built-in furniture, walk-in wardrobes, wardrobes





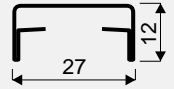
## Basic system components

Top track **APOLLO**  
with pivot seat

 For 2 wings



CODE	COLOUR	LENGTH (mm)	COLLECTIVE PACKAGING	PRICED PER	NET PRICE
223-001	WHITE	603	16	ITEM	
223-002	WHITE	756	16	ITEM	
223-003	WHITE	806	16	ITEM	
223-004	WHITE	908	16	ITEM	
223-007	WHITE	1213	16	ITEM	
223-009	WHITE	1518	16	ITEM	
223-011	WHITE	1822	16	ITEM	

Top guide **APOLLO**

CODE	COLLECTIVE PACKAGING	PRICED PER	NET PRICE
224-001	300	ITEM	

Top pivot **APOLLO**

CODE	COLLECTIVE PACKAGING	PRICED PER	NET PRICE
132-015	300	ITEM	

Bottom pivot **APOLLO**

CODE	COLLECTIVE PACKAGING	PRICED PER	NET PRICE
132-017	300	ITEM	

Bottom pivot seat **APOLLO**

CODE	COLLECTIVE PACKAGING	PRICED PER	NET PRICE
132-016	300	ITEM	

## Furniture hinge 40 kg



CODE	COLLECTIVE PACKAGING	PRICED PER	NET PRICE
134-102	300	ITEM	



Single shock  
absorber **APOLLO**

 For 2 wings

7a



CODE	COLLECTIVE PACKAGING	PRICED PER	NET PRICE
229-014	300	ITEM	

Twin shock  
absorber **APOLLO**

 For 4 wings

7b



CODE	COLLECTIVE PACKAGING	PRICED PER	NET PRICE
229-015	300	ITEM	

Clip hinge



CODE	COLOUR	LENGTH (mm)	COLLECTIVE PACKAGING	PRICED PER	NET PRICE
134-126	SILVER	-	400	ITEM	
134-124	SATIN	-	400	ITEM	
134-125	GOLD	-	400	ITEM	

**SET APOLLO**  
for 2 wings

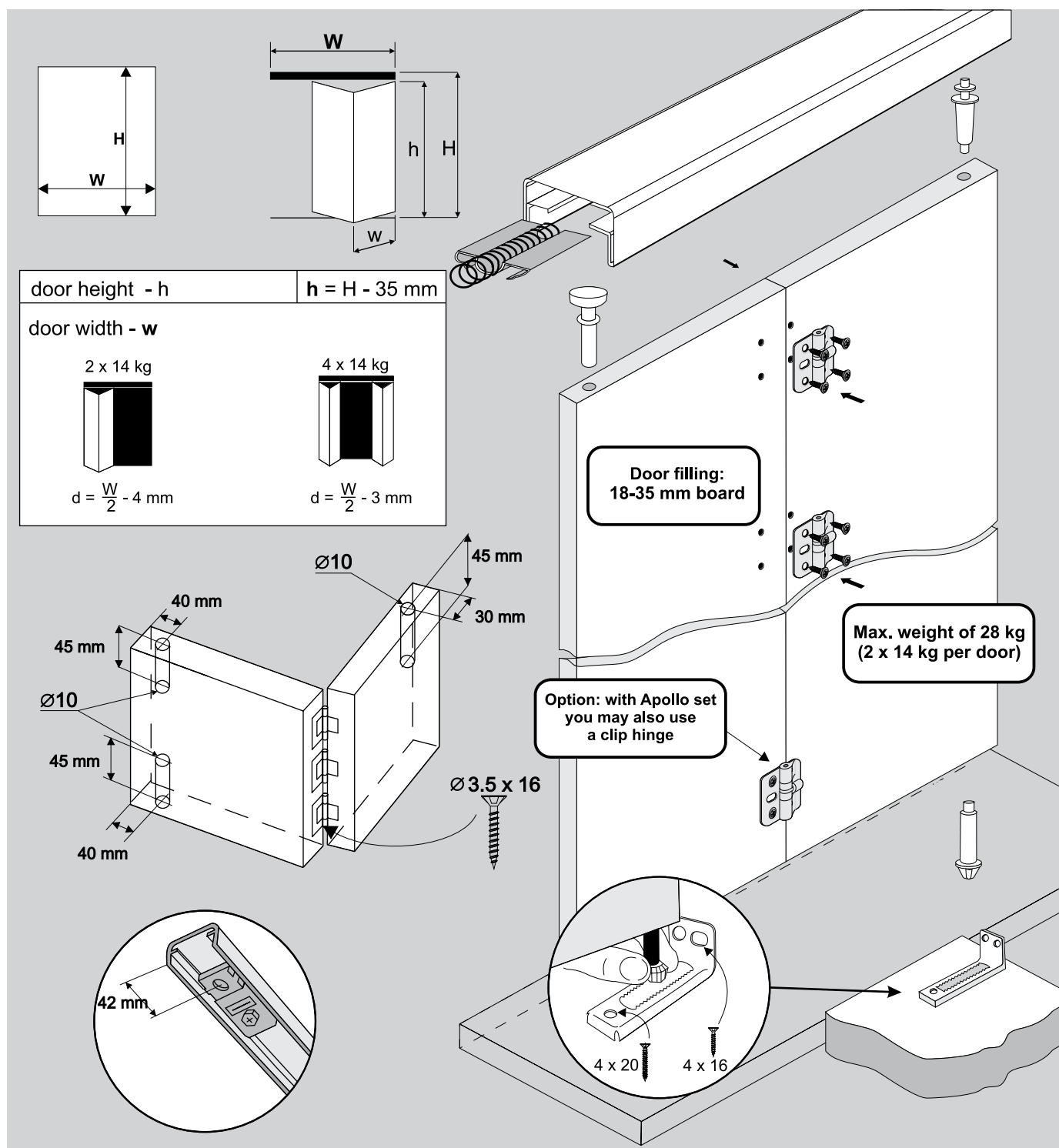


DESCRIPTION	CODE	603 mm	756 mm	806 mm	908 mm
SET CODE		221-021	221-022	221-023	221-024
Top track APOLLO with pivot seat	223-001 / 223-002 223-003 / 223-004	1 pc.	1 pc.	1 pc.	1 pc.
Top guide APOLLO	223-001	1 pc.	1 pc.	1 pc.	1 pc.
Top pivot APOLLO	132-015	1 pc.	1 pc.	1 pc.	1 pc.
Bottom pivot APOLLO	132-017	1 pc.	1 pc.	1 pc.	1 pc.
Bottom pivot seat APOLLO	132-016	1 pc.	1 pc.	1 pc.	1 pc.
Furniture hinge	134-102	3 pcs	3 pcs	3 pcs	3 pcs
Single shock absorber	229-014	1 pc.	1 pc.	1 pc.	1 pc.
Screws	-	COLLECTIVE PACKAGE	COLLECTIVE PACKAGE	COLLECTIVE PACKAGE	COLLECTIVE PACKAGE
Assembly instructions	-	1 copy	1 copy	1 copy	1 copy
NET PRICE					

**SET APOLLO**  
for 4 wings

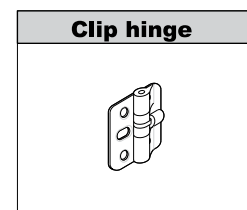
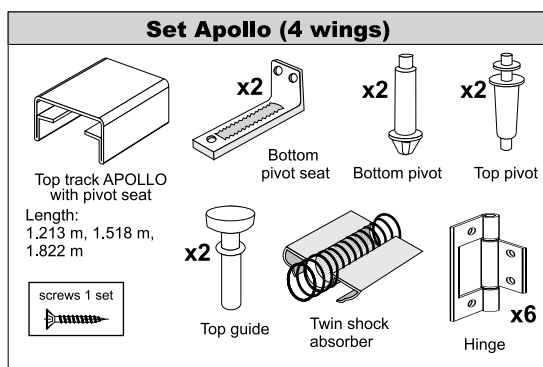
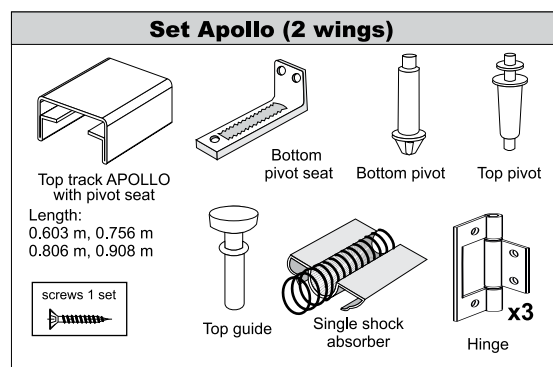


DESCRIPTION	CODE	1213 mm	1518 mm	1822 mm
SET CODE		221-027	221-029	221-031
Top track APOLLO with pivot seat	223-007 223-009 / 223-011	1 pc.	1 pc.	1 pc.
Top guide APOLLO	224-001	2 pcs	2 pcs	2 pcs
Top pivot APOLLO	132-015	2 pcs	2 pcs	2 pcs
Bottom pivot APOLLO	132-017	2 pcs	2 pcs	2 pcs
Bottom pivot seat APOLLO	132-016	2 pcs	2 pcs	2 pcs
Furniture hinge	134-102	6 pcs	6 pcs	6 pcs
Twin shock absorber	229-015	1 pc.	1 pc.	1 pc.
Screws	-	COLLECTIVE PACKAGE	COLLECTIVE PACKAGE	COLLECTIVE PACKAGE
Assembly instructions	-	1 copy	1 copy	1 copy
NET PRICE				



## COMPONENTS

### OPTION




# SYSTEM DS PRINCE DS EXCLUSIVE

Folding doors with top carriage system



8 kg	14 kg	16 kg	25 kg	35 kg
40 kg	45 kg	50 kg	60 kg	70 kg
100 kg	120 kg			
10mm BOARD	16mm BOARD	18mm BOARD	16-40mm BOARD	16-50mm BOARD
BOARD+MIRROR	4mm MIRROR	4.5mm GLASS	6mm GLASS	8-12mm GLASS
PARTS	ONE PACK	PROGRAMME VICTORIA ABC		EASY BUY

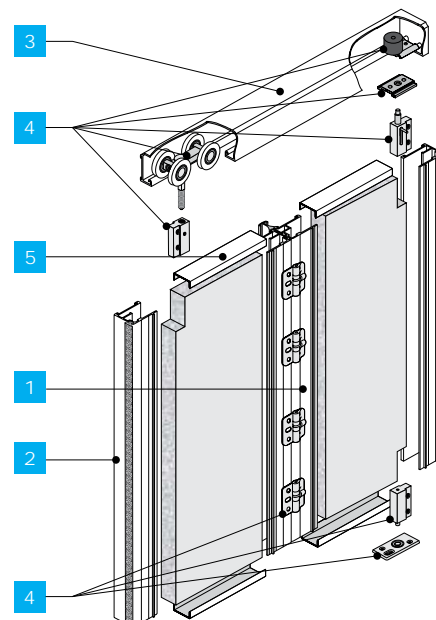


## CHARACTERISTICS

► Application	Folding doors
► Track	Single
▼ Carriage system	Top
► Top guide	Roller bearing carriage + vertical hinge
► Bottom guide	Vertical hinge
► Construction	Board
► Filling thickness	18 mm
► Filling type	Board 18 mm
► Max. door load	50 kg (2 x 25)
► Max. handle length	2.70
► Textile door stops	Yes
► Anti-dust brushes	n/a
► Sales programme	ONE PACK + components are available individually
► Decorative profile programme	ORNAMIC

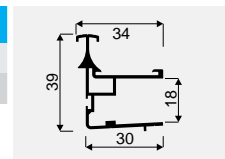
## USAGE

- Folding doors, built-in furniture, walk-in wardrobes, wardrobes

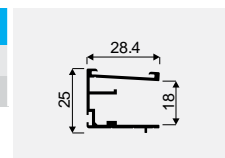


Handle **PRINCE 01****Ornamic**

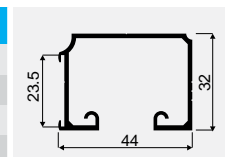
CODE	COLOUR	LENGTH (mm)	COLLECTIVE PACKAGING	PRICED PER	NET PRICE
01862	SILVER	2700	20	ITEM	
03207	LIGHT BROWN	2700	20	ITEM	

Handle **PRINCE 02****Ornamic**

CODE	COLOUR	LENGTH (mm)	COLLECTIVE PACKAGING	PRICED PER	NET PRICE
01863	SILVER	2700	20	ITEM	
03208	LIGHT BROWN	2700	20	ITEM	

Top track  
**EXCLUSIVE****Ornamic**

CODE	COLOUR	LENGTH (mm)	COLLECTIVE PACKAGING	PRICED PER	NET PRICE
01971	SILVER	1200	12	ITEM	
01969	LIGHT BROWN	1200	12	ITEM	
01973	GOLD	1200	12	ITEM	
01972	SILVER	1800	12	ITEM	
01970	LIGHT BROWN	1800	12	ITEM	
01974	GOLD	1800	12	ITEM	
01714	SILVER	3000	12	ITEM	
01713	LIGHT BROWN	3000	12	ITEM	
01715	GOLD	3000	12	ITEM	
02126	SILVER	3600	12	ITEM	
02127	LIGHT BROWN	3600	12	ITEM	
02125	GOLD	3600	12	ITEM	

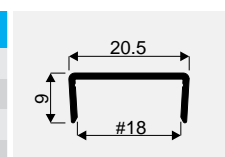
Set for folding doors  
**ZSE-18 PLUS Prince**

DESCRIPTION	CODE	for 2 wings
SET CODE		10072
Top carriage	-	1 pc.
Top hinge	-	1 pc.
Top hinge seat with rubber stopper	-	1 pc.
Bottom hinge	-	1 pc.
Bottom hinge seat	-	1 pc.
Clip hinge	-	4 pcs
Screws	-	COLLECTIVE PACKAGE
Assembly instructions	-	1 copy
NET PRICE		

## C-profile 18

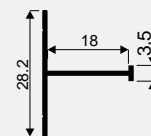


CODE	COLOUR	LENGTH (mm)	COLLECTIVE PACKAGING	PRICED PER	NET PRICE
00031	SILVER	3000	50	ITEM	
00029	LIGHT BROWN with brushed effect	3000	50	ITEM	
00032	GOLD	3000	50	ITEM	
03180	LIGHT BROWN with brushed effect	3000	50	ITEM	
03472	BLACK	3000	50	ITEM	
03471	COGNAC	3000	50	ITEM	

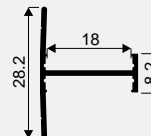


T-Profile **H04/18**

CODE	COLOUR	LENGTH (mm)	COLLECTIVE PACKAGING	PRICED PER	NET PRICE
01710	SILVER	3000	60	ITEM	
01711	LIGHT BROWN	3000	60	ITEM	
01712	GOLD	3000	60	ITEM	

H-Profile **H08/18**

CODE	COLOUR	LENGTH (mm)	COLLECTIVE PACKAGING	PRICED PER	NET PRICE
00199	SILVER	3000	60	ITEM	
01877	LIGHT BROWN	3000	60	ITEM	
01878	GOLD	3000	60	ITEM	

**ONE PACK PRINCE** 1200 mm

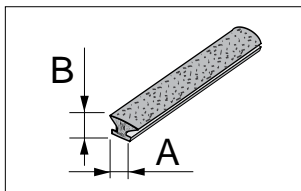
**i** Set of components (silver colour)



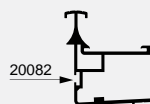
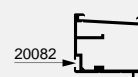
DESCRIPTION	CODE	for 2 wings	LENGTH (mm)
SET CODE		02006	
Handle Prince 01	01862	1 pc.	2700
Handle Prince 02	01863	3 pcs	2700
Top track EXCLUSIVE	01971	1 pc.	1200
C-profile 18	00031	1 pc.	3000
Set ZSE-18 PLUS PRINCE	10072	1 pc.	-
NET PRICE			

**TEXTILE DOOR STOP**

**i** All brushes on page 372



CODE	NAME	A (mm)	B (mm)	INSTALLATION	COLLECTIVE PACKAGING	PRICED PER	NET PRICE
20082	TEXTILE DOOR STOP	4.8	9	INSERTED	225	RUNNING METRE	

Handle **PRINCE 01**Handle **PRINCE 02**





**Abide by the installation order**

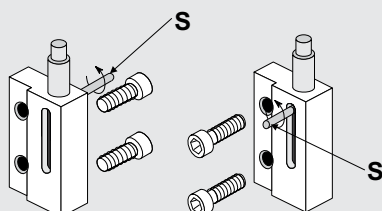
- **1 2 3 4**

for all elements

- **A B C**

and profiles

- **I II**



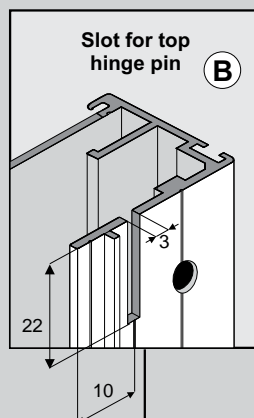
Top hinge for left hand door

Top hinge for right hand door

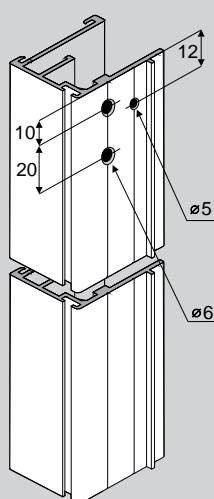
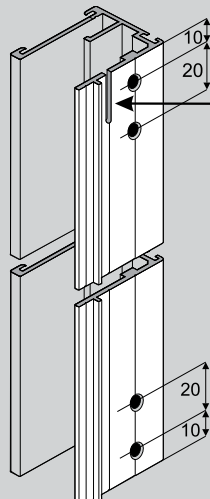
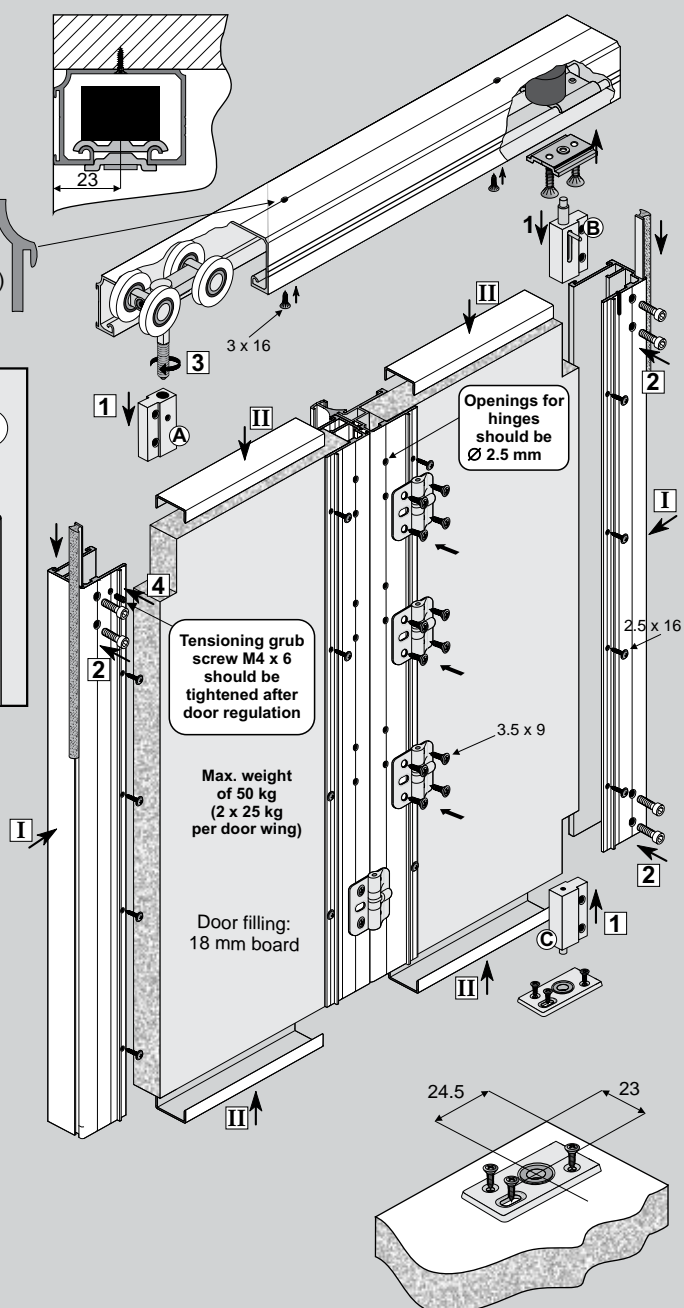
**ATTENTION!**

Top hinge is suitable for left or right hand door after repositioning of pin (S).

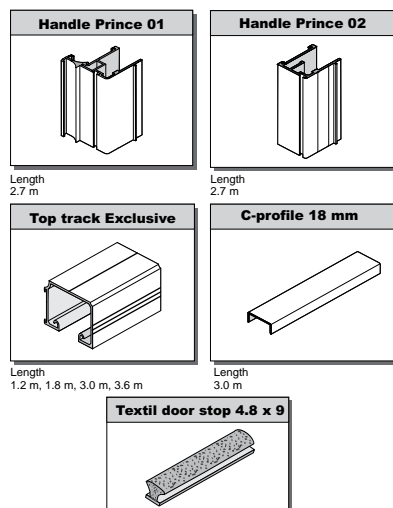
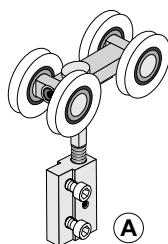
In order to swap the top hinge pin (S) you should unscrew pin and re-screw on the opposite side of hinge body.

 Fastening of top track  
 (countersink holes to prevent protrusion of screw head)


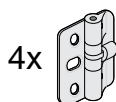
10


 Openings spacing for fastening of top carriage body **A**

 Openings spacing for fastening of top hinge and bottom hinge **B C**


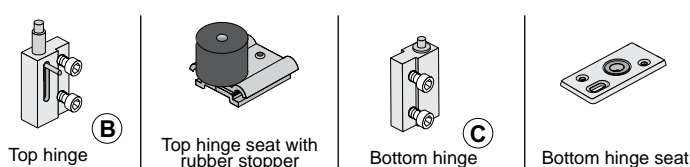
Positioning of bottom hinge seat

**COMPONENTS**

**Set for folding doors ZSE-18 PLUS Prince**


Top carriage



Clip hinge



Self-tapping screw 3.5 x 9.5 (clip hinge) -16 pcs

Screw M4 x 6 - 1 pc.

Screw 2.5 x 16 (handle) -16 pcs

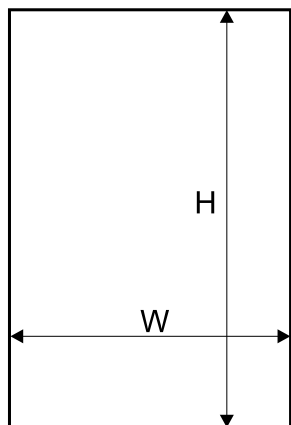
Screw 3.5 x 16 (bottom hinge seat) - 3 pcs

Screw 3 x 16 (track) - 6 pcs

Allen key 2 - 1 pc.



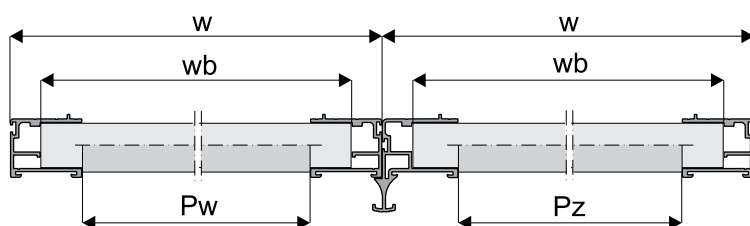
### Dimensions of opening



Handle length = door height

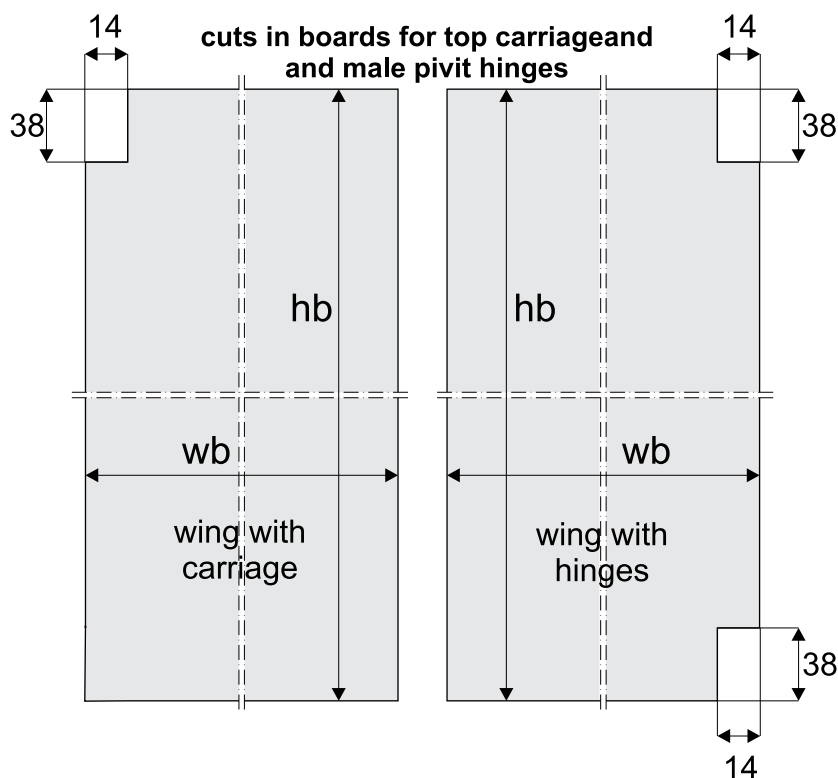
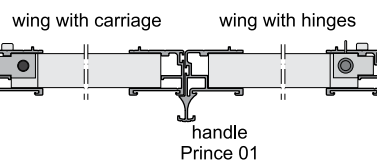
door filling - 18 mm board

door height	- h	$h = H - 48 \text{ mm}$
board height	- hb	$hb = h - 2 \text{ mm}$
door width	- w	$w = (W - 12 \text{ mm}) : 2$
board width	- wb	$wb = w - 24 \text{ mm}$
length of C-profile top/bottom	- Pz and Pw	determined after door construction

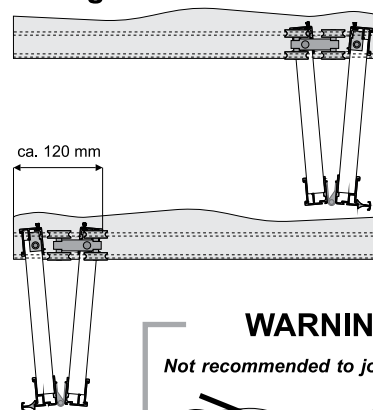


### ATTENTION!

**Handle PRINCE 01 should be mounted on the hinged wing.**

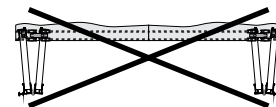


**Doors opening on the right or left side.**

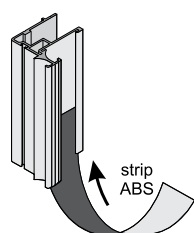


### WARNING

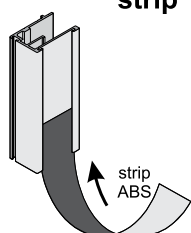
*Not recommended to join two sets*



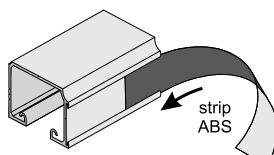
### Method of inserting strip



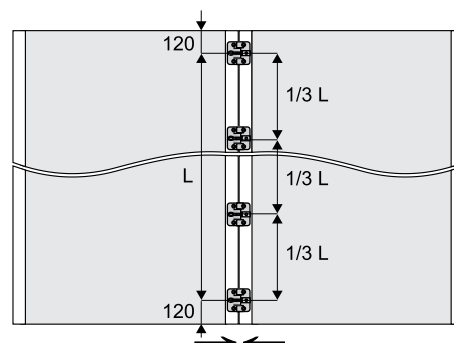
Handle Prince 01



Profile Prince 02




Top track Exclusive



**When fixing hinges, doors should be touching one another. Do not use textile door stop in between the touching handles!**

# SYSTEM **DS UNICOMFORT** **DS EXCLUSIVE**

Folding doors with top carriage system

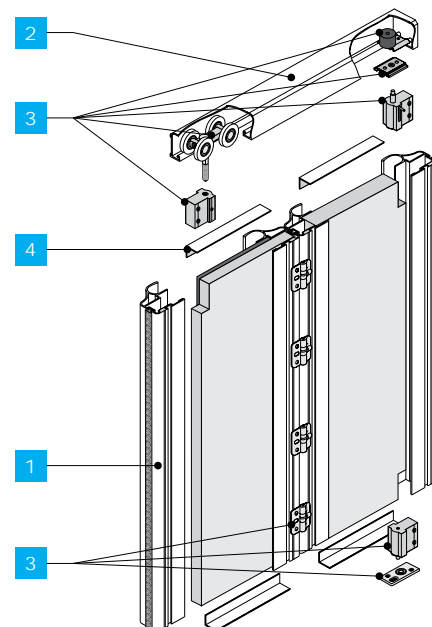


## CHARACTERISTICS

► Application	Folding doors
► Track	Single
▼ Carriage system	Top
► Top guide	Roller bearing carriage + vertical hinge
► Bottom guide	Vertical hinge
► Construction	Board
► Filling thickness	18 mm or 12 mm + mirror
► Filling type	Board 18 mm or 12 mm + glass 4 mm
► Max. door load	50 kg (2 x 25)
► Max. handle length	2.70 m
► Textile door stops	Yes
► Anti-dust brushes	n/a
► Sales programme	Components are available individually
► Decorative profile programme	<b>ORNAMIC</b>

## USAGE

- Folding doors, built-in furniture, walk-in wardrobes, wardrobes





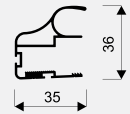
## Basic system components

2

### Handle **UNICOMFORT II**



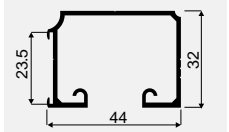
CODE	COLOUR	LENGTH (mm)	COLLECTIVE PACKAGING	PRICED PER	NET PRICE
02728	SILVER	2700	20	ITEM	
02726	LIGHT BROWN	2700	20	ITEM	
02729	GOLD	2700	20	ITEM	



### Top track **EXCLUSIVE - Ornamic**



CODE	COLOUR	LENGTH (mm)	COLLECTIVE PACKAGING	PRICED PER	NET PRICE
01971	SILVER	1200	12	ITEM	
01969	LIGHT BROWN	1200	12	ITEM	
01973	GOLD	1200	12	ITEM	
01972	SILVER	1800	12	ITEM	
01970	LIGHT BROWN	1800	12	ITEM	
01974	GOLD	1800	12	ITEM	
01714	SILVER	3000	12	ITEM	
01713	LIGHT BROWN	3000	12	ITEM	
01715	GOLD	3000	12	ITEM	
02126	SILVER	3600	12	ITEM	
02127	LIGHT BROWN	3600	12	ITEM	
02125	GOLD	3600	12	ITEM	



### Set for folding doors **ZSE-18 PLUS UNICOMFORT**

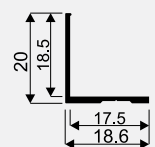


DESCRIPTION	CODE	for 2 wings
SET CODE		10084
Top carriage	-	1 pc.
Top hinge	-	1 pc.
Top hinge seat with rubber stopper	-	1 pc.
Bottom hinge	-	1 pc.
Bottom hinge seat	-	1 pc.
Clip hinge	-	4 pcs
Screws	-	COLLECTIVE PACKAGE
Assembly instructions	-	1 copy
	NET PRICE	


### Angle section **ZW 20 x 18**



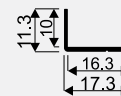
CODE	COLOUR	LENGTH (mm)	COLLECTIVE PACKAGING	PRICED PER	NET PRICE
00058	SILVER	1700	60	ITEM	
00052	LIGHT BROWN	1700	60	ITEM	
00061	GOLD	1700	60	ITEM	
00059	SILVER	2350	60	ITEM	
00053	LIGHT BROWN	2350	60	ITEM	
00062	GOLD	2350	60	ITEM	
00060	SILVER	3000	60	ITEM	
00054	LIGHT BROWN	3000	60	ITEM	
00063	GOLD	3000	60	ITEM	



Angle section **MINI 11 x 17**



CODE	COLOUR	LENGTH (mm)	COLLECTIVE PACKAGING	PRICED PER	NET PRICE
00102	SILVER	1700	120	ITEM	
00093	LIGHT BROWN	1700	120	ITEM	
00108	GOLD	1700	120	ITEM	
00103	SILVER	2350	120	ITEM	
00094	LIGHT BROWN	2350	120	ITEM	
00109	GOLD	2350	120	ITEM	
00104	SILVER	3000	120	ITEM	
00095	LIGHT BROWN	3000	120	ITEM	
00110	GOLD	3000	120	ITEM	



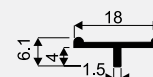
T - profile **04 - Decor**



**DECOR**



CODE	COLOUR	LENGTH (mm)	COLLECTIVE PACKAGING	PRICED PER	NET PRICE
00691	SILVER	3000	60	ITEM	
00688	LIGHT BROWN	3000	60	ITEM	
00692	GOLD	3000	60	ITEM	



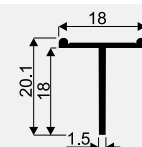
T - profile **18 - Decor**



**DECOR**



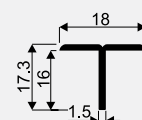
CODE	COLOUR	LENGTH (mm)	COLLECTIVE PACKAGING	PRICED PER	NET PRICE
01373	SILVER	3000	60	ITEM	
01370	LIGHT BROWN	3000	60	ITEM	
01374	GOLD	3000	60	ITEM	



T - profile **ZW**



CODE	COLOUR	LENGTH (mm)	COLLECTIVE PACKAGING	PRICED PER	NET PRICE
00706	SILVER	3000	60	ITEM	
00703	LIGHT BROWN	3000	60	ITEM	
00707	GOLD	3000	60	ITEM	



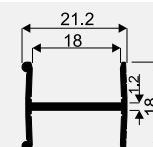
**H18 - Decor profile**



**DECOR**



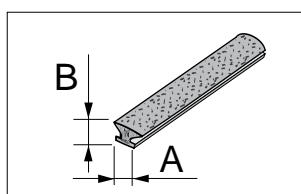
CODE	COLOUR	LENGTH (mm)	COLLECTIVE PACKAGING	PRICED PER	NET PRICE
00215	SILVER	3000	60	ITEM	
00212	LIGHT BROWN	3000	60	ITEM	
00216	GOLD	3000	60	ITEM	
02937	LIGHT BROWN with brushed effect	3000	60	ITEM	
03466	BLACK with brushed effect	3000	60	ITEM	
03465	COGNAC with brushed effect	3000	60	ITEM	



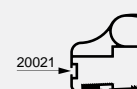
**TEXTILE DOOR STOP**



All brushes on page 372



CODE	NAME	A (mm)	B (mm)	INSTALLATION	COLLECTIVE PACKAGING	PRICED PER	NET PRICE
20021	TEXTILE DOOR STOP	4.8	6	INSERTED	400	RUNNING METRE	



Handle **UNICOMFORT II**



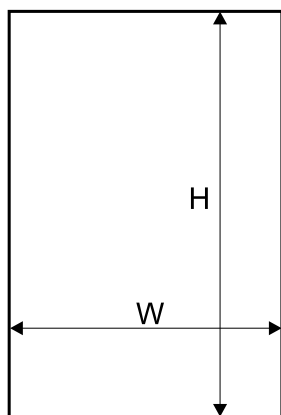








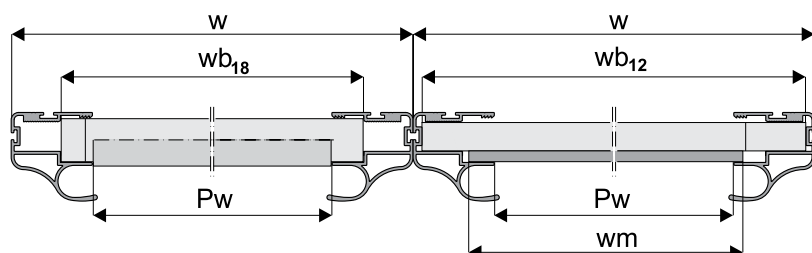
## Dimensions of opening



**Handle length = door height = h**

door height	- h	$h = H - 46 \text{ mm}$
board height	- hb	$hb = h - 3 \text{ mm}$
door width	- w	$w = (W - 8 \text{ mm}) : 2$
board width # 12 mm	- wb <sub>12</sub>	$wb_{12} = w - 7 \text{ mm}$
board width # 18 mm	- wb <sub>18</sub>	$wb_{18} = w - 40 \text{ mm}$
length of angle section* - Pw		determined after door construction

\* - for doors constructed with board, use angle-section MINI  
- for doors constructed with mirror, use angle-section ZW 20 x 18

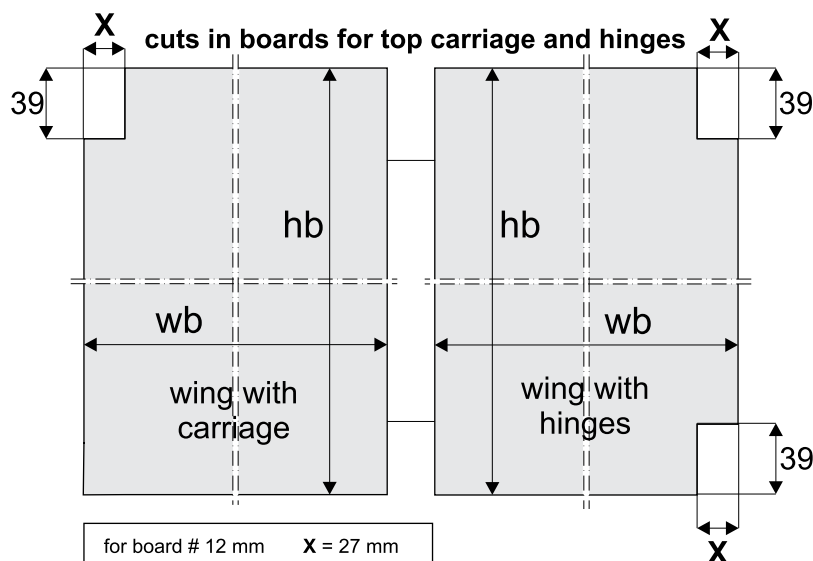


assembly adhesive (this is necessary when using mirror)



### ATTENTION!

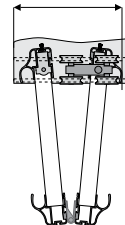
Angle section must be fastened to board with minimum 3 screws Ø 3 x 25.



for board # 12 mm X = 27 mm

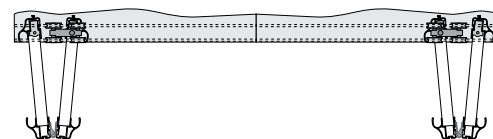
for board # 18 mm X = 10 mm

ca. 160 mm



Doors opening on the right or left side

Four-winged doors require two sets



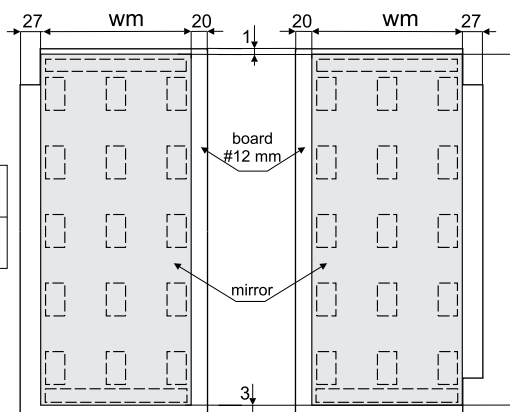
## mirror dimensions

mirror height - hm = hb - 4 mm

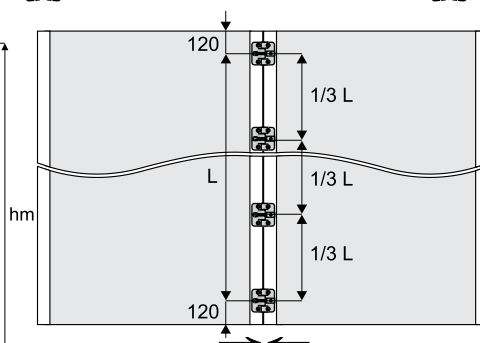
mirror width - wm = wb<sub>12</sub> - 47 mm

### ATTENTION:

Board to mirror contact area should be free from dirt and grease before applying double-sided tape.



Broken line indicates recommended positioning of double-sided tape.



When fixing hinges, doors should be touching one another.  
Do not use textile door stop between the touching handles!

# SYSTEM DS 10-ka DS EXCLUSIVE

Folding doors with top carriage system



8 kg	14 kg	16 kg	25 kg	35 kg
40 kg	45 kg	50 kg	60 kg	70 kg
100 kg	120 kg			
10mm BOARD	16mm BOARD	18mm BOARD	16-40mm BOARD	16-50mm BOARD
BOARD-MIRROR	4mm MIRROR	4.5mm GLASS	6mm GLASS	8-12mm GLASS
PARTS	ONE PACK	ABC	EASY BUY	

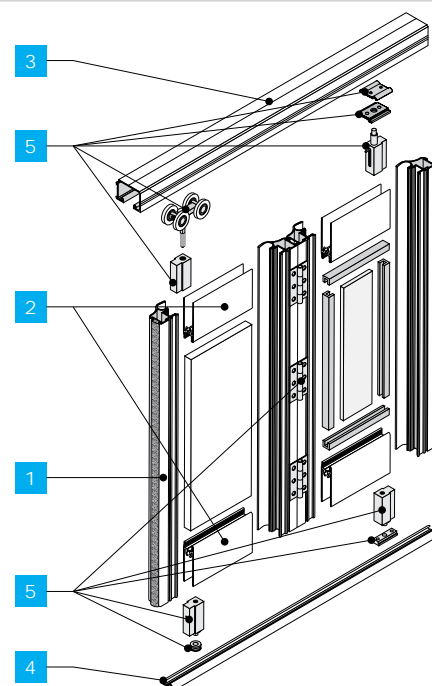


## CHARACTERISTICS

► Application	Folding doors
► Track	Single
▼ Carriage system	Top
► Top guide	Male pivot hinge and guide
► Bottom guide	Male pivot hinge
► Construction	Frame
► Filling thickness	10 mm
► Filling type	Board 10 mm, glass 4.5 mm or mirror 4 mm
► Max. door load	50 kg (2 x 25)
► Max. handle length	2.70
► Textile door stops	Yes
► Anti-dust brushes	n/a
► Sales programme	Components are available individually
► Decorative profile programme	ORNAMIC

## USAGE

- Folding doors, built-in furniture, walk-in wardrobes, wardrobes

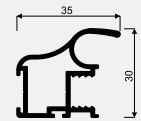


## Basic system components

### Handle 10-KA II



CODE	COLOUR	LENGTH (mm)	COLLECTIVE PACKAGING	PRICED PER	NET PRICE
02287	SILVER	2700	20	ITEM	
02286	LIGHT BROWN	2700	20	ITEM	
02288	GOLD	2700	20	ITEM	



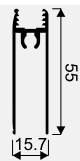
### Lower horizontal profile - Decor



**DECOR**



CODE	COLOUR	LENGTH (mm)	COLLECTIVE PACKAGING	PRICED PER	NET PRICE
00161	SILVER	1700	12	ITEM	
00152	LIGHT BROWN	1700	12	ITEM	
00164	GOLD	1700	12	ITEM	
02490	LIGHT BROWN	1700	12	ITEM	
03091	BLACK with brushed effect	1750	12	ITEM	
03094	COGNAC with brushed effect	1750	12	ITEM	
00162	SILVER	2350	12	ITEM	
00153	LIGHT BROWN	2350	12	ITEM	
00165	GOLD	2350	12	ITEM	
02491	LIGHT BROWN with brushed effect	2350	12	ITEM	
03092	BLACK with brushed effect	2350	12	ITEM	
03095	COGNAC with brushed effect	2350	12	ITEM	
00163	SILVER	3000	12	ITEM	
00155	LIGHT BROWN	3000	12	ITEM	
00166	GOLD	3000	12	ITEM	
02492	LIGHT BROWN with brushed effect	3000	12	ITEM	
03093	BLACK with brushed effect	3000	12	ITEM	
03096	COGNAC with brushed effect	3000	12	ITEM	
02764	SILVER	6000	12	ITEM	
02763	LIGHT BROWN	6000	12	ITEM	
02827	GOLD	6000	12	ITEM	

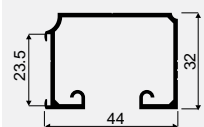


### Top track EXCLUSIVE

**Ornamic**

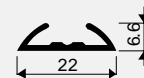


CODE	COLOUR	LENGTH (mm)	COLLECTIVE PACKAGING	PRICED PER	NET PRICE
01971	SILVER	1200	12	ITEM	
01969	LIGHT BROWN	1200	12	ITEM	
01973	GOLD	1200	12	ITEM	
01972	SILVER	1800	12	ITEM	
01970	LIGHT BROWN	1800	12	ITEM	
01974	GOLD	1800	12	ITEM	
01714	SILVER	3000	12	ITEM	
01713	LIGHT BROWN	3000	12	ITEM	
01715	GOLD	3000	12	ITEM	
02126	SILVER	3600	12	ITEM	
02127	LIGHT BROWN	3600	12	ITEM	
02125	GOLD	3600	12	ITEM	



Bottom track **FIRST**

CODE	COLOUR	LENGTH (mm)	COLLECTIVE PACKAGING	PRICED PER	NET PRICE
00910	SILVER	1200	60	ITEM	
00901	LIGHT BROWN	1200	60	ITEM	
00913	GOLD	1200	60	ITEM	
00911	SILVER	1800	60	ITEM	
00902	LIGHT BROWN	1800	60	ITEM	
00914	GOLD	1800	60	ITEM	
00912	SILVER	3000	60	ITEM	
00903	LIGHT BROWN	3000	60	ITEM	
00915	GOLD	3000	60	ITEM	
02903	SILVER	3600	60	ITEM	
02902	LIGHT BROWN	3600	60	ITEM	
02904	GOLD	3600	60	ITEM	

Set for folding doors  
**ZSE-10**

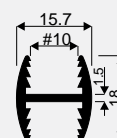
DESCRIPTION	CODE	for 2 wings
SET CODE		10066
Top carriage	-	1 pc.
Top hinge	-	1 pc.
Top hinge seat with rubber stopper	-	1 pc.
Bottom hinge	-	1 pc.
Bottom hinge seat	-	1 pc.
Round slide	-	1 pc.
Round slide guide	-	1 pc.
Hinge	-	3 pcs
Allen key 2	-	1 pc.
Screws	-	COLLECTIVE PACKAGE
Assembly instructions	-	1 copy
NET PRICE		

Set for folding doors  
**ZSE-10 PLUS**

DESCRIPTION	CODE	for 2 wings
SET CODE		10067
Top carriage	-	1 pc.
Top hinge	-	1 pc.
Top hinge seat with rubber stopper	-	1 pc.
Bottom hinge	-	1 pc.
Bottom hinge seat	-	1 pc.
Round slide	-	1 pc.
Round slide guide	-	1 pc.
Clip hinge	-	4 pcs
Allen key 2	-	1 pc.
Screws	-	COLLECTIVE PACKAGE
Assembly instructions	-	1 copy
NET PRICE		

**H10** profile

CODE	COLOUR	LENGTH (mm)	COLLECTIVE PACKAGING	PRICED PER	NET PRICE
00207	SILVER	3000	30	ITEM	
00204	LIGHT BROWN	3000	30	ITEM	
00208	GOLD	3000	30	ITEM	
02493	LIGHT BROWN with brushed effect	3000	30	ITEM	
03103	BLACK with brushed effect	3000	30	ITEM	
03104	COGNAC with brushed effect	3000	30	ITEM	





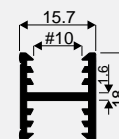
### H10 - Decor profile



**DECOR**



CODE	COLOUR	LENGTH (mm)	COLLECTIVE PACKAGING	PRICED PER	NET PRICE
01617	SILVER	3000	30	ITEM	
01616	LIGHT BROWN	3000	30	ITEM	
01618	GOLD	3000	30	ITEM	



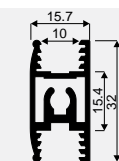
### H30 - Decor profile



**DECOR**

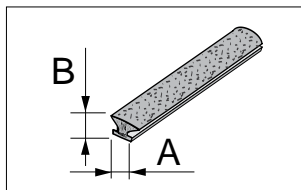


CODE	COLOUR	LENGTH (mm)	COLLECTIVE PACKAGING	PRICED PER	NET PRICE
00222	SILVER	3000	20	ITEM	
00219	LIGHT BROWN	3000	20	ITEM	
00223	GOLD	3000	20	ITEM	

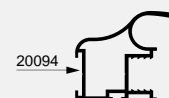


### TEXTILE DOOR STOP

**i** All brushes on page 372



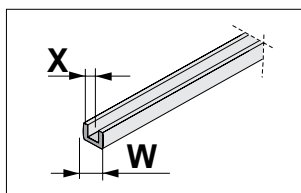
CODE	NAME	A (mm)	B (mm)	INSTALLATION	COLLECTIVE PACKAGING	PRICED PER	NET PRICE
20094	TEXTILE DOOR STOP	14.5	4	INSERTED	200	RUNNING METRE	
20224	TEXTILE DOOR STOP	14.5	4	INSERTED	10	COLLECTIVE PACKAGE (50 r.m.)	



Handle 10-ka II

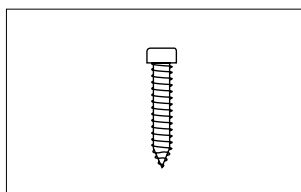
### GASKET

**i** All gaskets on page 372



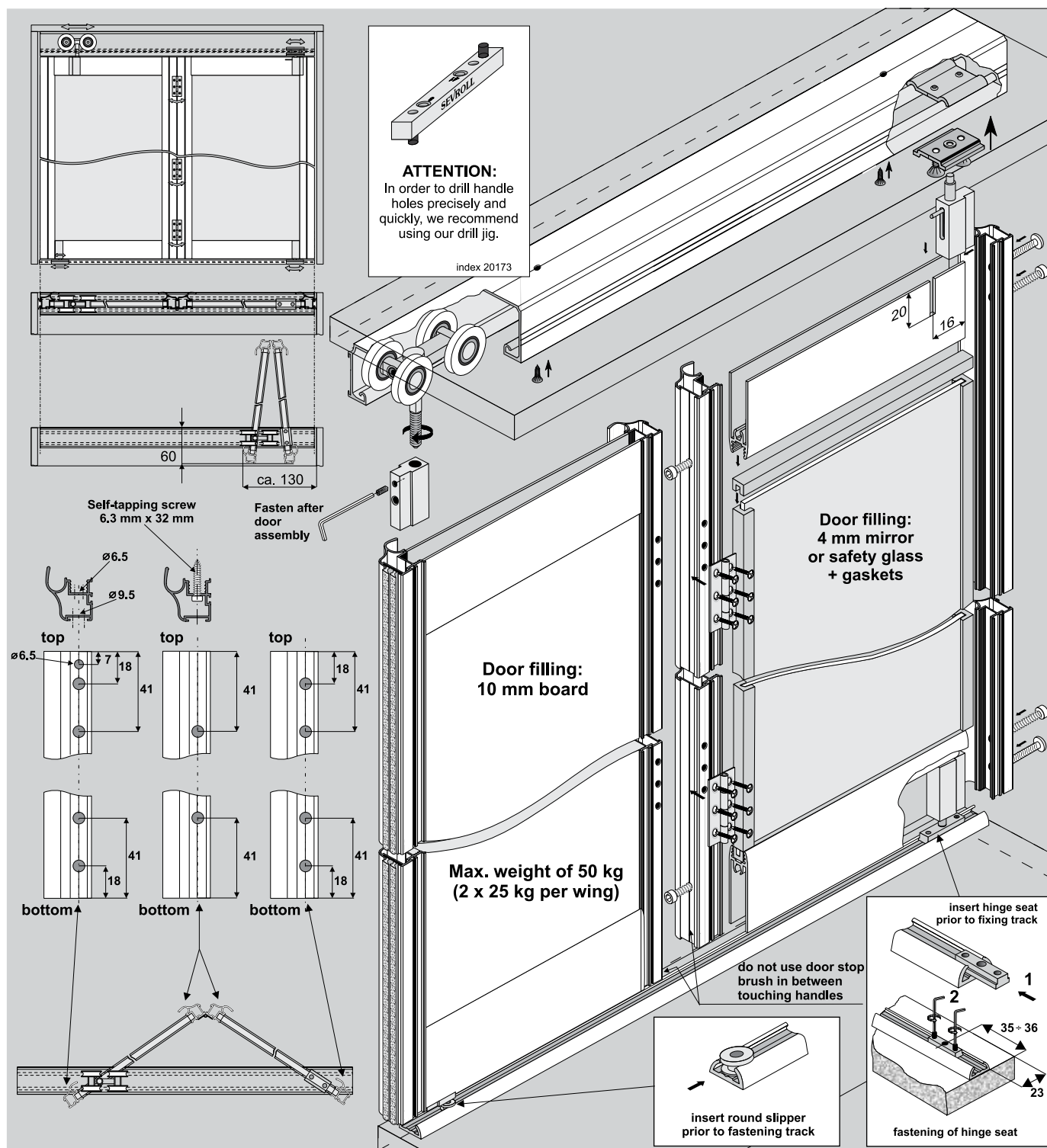
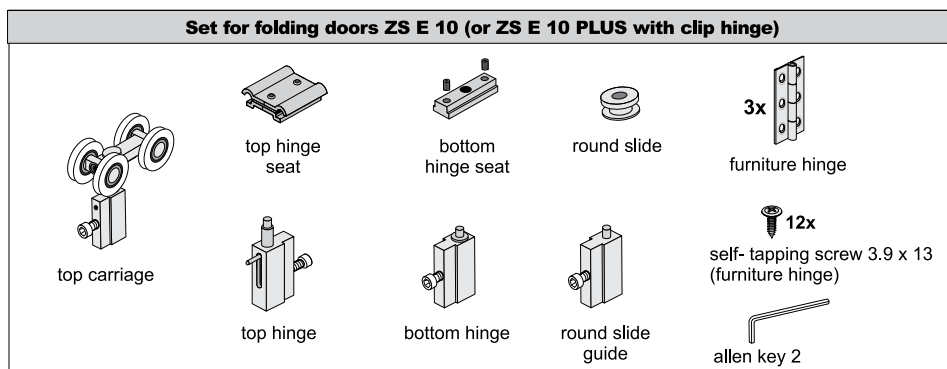
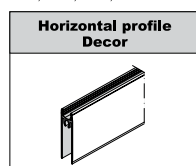
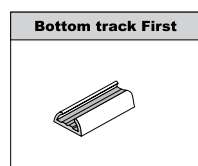
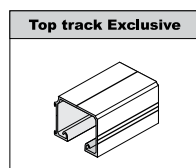
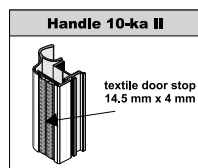
CODE	X (mm)	W (mm)	COLLECTIVE PACKAGING	PRICED PER	NET PRICE
20031	4	10	100	RUNNING METRE	
20032	4.5	10	100	RUNNING METRE	
20033	6	10	100	RUNNING METRE	
20098	6.4	10	100	RUNNING METRE	
20052	8	10	100	RUNNING METRE	

### SELF-TAPPING SCREW



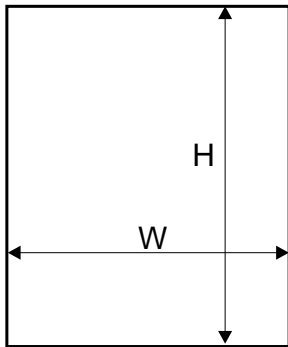
CODE	NAME	DIMENSIONS (mm)	COLLECTIVE PACKAGING	PRICED PER	NET PRICE
20001	SELF-TAPPING SCREW	6.3 x 32	2000	ITEM	




**COMPONENTS**


**You must remember to purchase self-tapping screws to construct each door (4 screws per door).  
When using safety glass or mirror, you must also remember to purchase gaskets.**

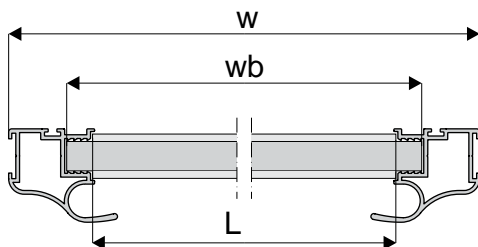
## Dimensions of opening



handle length = door height

door filling - # 10 mm board

door height	- h	$h = H - 52 \text{ mm}$
board height	- hb	$hb = h - 97 \text{ mm}$
door width	- w	$w = (W - 8) : 2$
board width	- wb	$wb = w - 36 \text{ mm}$
horizontal profile length	- L	$L = w - 53 \text{ mm}$



## mirror or safety glass dimensions

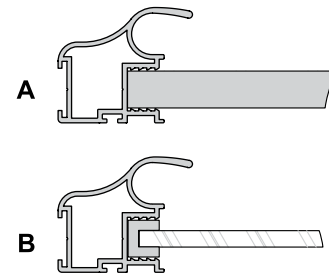
mirror height	- hm	$hm = hb$
mirror width	- wm	$wm = wb - 4 \text{ mm}$

## ATTENTION!

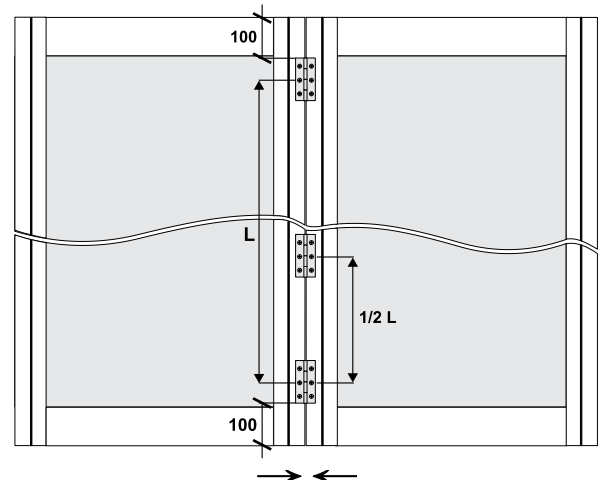
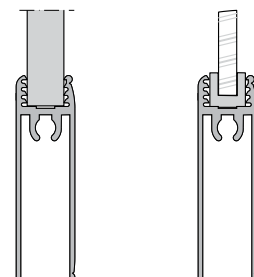
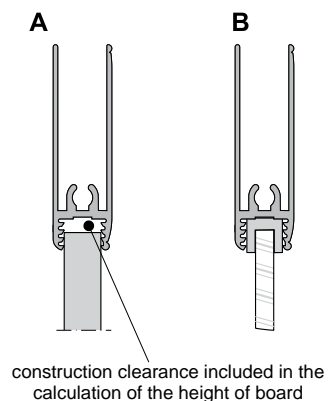
**Mirror (4 mm) should be used with a safety backing film. Safety glass (4.5 mm) comprises of two thin layers with a film in-between. Both mirror and glass need fitting gasket.**

## Installation method for fitting 10 mm board (diag. A) and 4 mm mirror or glass (diag. B)

- with handle



- with horizontal profile



**When fixing hinges, doors should be touching one another. Do not use textile door stop in between the touching handles!**

# SYSTEM DS LINE

Folding doors with top hung carriage system



8 kg	14 kg	16 kg	25 kg	35 kg
40 kg	45 kg	50 kg	60 kg	70 kg
100 kg	120 kg			
10mm BOARD	16mm BOARD	18mm BOARD	16-40mm BOARD	16-50mm BOARD
BOARD-MIRROR	4mm MIRROR	4.5mm GLASS	6mm GLASS	8-12mm GLASS
PARTS	ONE PACK	PROGRAMME VICTORIA ABC	BASY BUY	

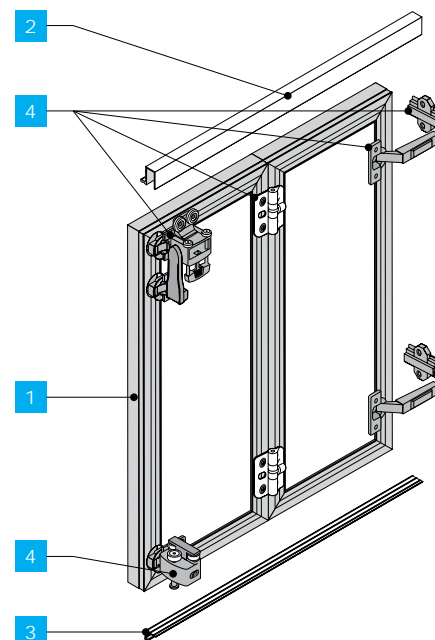


## CHARACTERISTICS

► Application	Folding doors
► Track	Single
▼ Carriage system	Top
► Top guide	Carriage + concealed hinge
► Bottom guide	Carriage + concealed hinge
► Construction	Board
► Filling thickness	18 mm
► Filling type	Board 18 mm
► Max. door load	40 kg (2 x 20)
► Max. handle length	2.70 m
► Textile door stops	Yes
► Anti-dust brushes	n/a
► Sales programme	ONE PACK + components are available individually
► Decorative profile programme	n/a

## USAGE

- Folding doors, built-in furniture, walk-in wardrobes, wardrobes

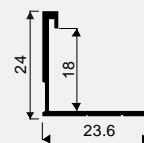




## L24 SECRET LINE II profile



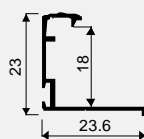
CODE	COLOUR	LENGTH (mm)	COLLECTIVE PACKAGING	PRICED PER	NET PRICE
02550	SILVER	2700	60	ITEM	
02549	LIGHT BROWN	2700	60	ITEM	
02551	GOLD	2700	60	ITEM	



## L24 SLIM LINE profile



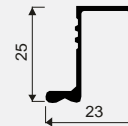
CODE	COLOUR	LENGTH (mm)	COLLECTIVE PACKAGING	PRICED PER	NET PRICE
01598	SILVER	2700	20	ITEM	
01706	LIGHT BROWN	2700	20	ITEM	
01707	GOLD	2700	20	ITEM	



## Top track LINE



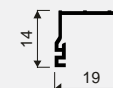
CODE	COLOUR	LENGTH (mm)	COLLECTIVE PACKAGING	PRICED PER	NET PRICE
214-517	RAW	2000	4	ITEM	



## Bottom track LINE



CODE	COLOUR	LENGTH (mm)	COLLECTIVE PACKAGING	PRICED PER	NET PRICE
214-523	RAW	2000	4	ITEM	



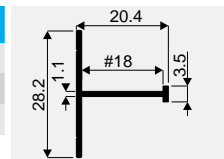
## Set for folding doors LINE



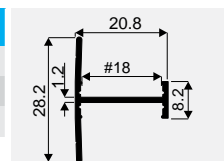
DESCRIPTION	CODE	for 2 wings	for 2 wings
SET CODE		10082 left	10081 right
Top carriage	-	1 pc.	1 pc.
Bottom carriage	-	1 pc.	1 pc.
Clip hinge	-	5 pcs	5 pcs
Concealed hinge	-	4 pcs	4 pcs
Screws	-	COLLECTIVE PACKAGE	COLLECTIVE PACKAGE
Assembly instructions	-	1 copy	1 copy
	NET PRICE		

**H04/I8 profile**

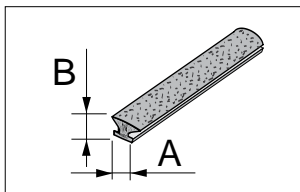
CODE	COLOUR	LENGTH (mm)	COLLECTIVE PACKAGING	PRICED PER	NET PRICE
01710	SILVER	3000	60	ITEM	
01711	LIGHT BROWN	3000	60	ITEM	
01712	GOLD	3000	60	ITEM	

**H08/I8 profile**

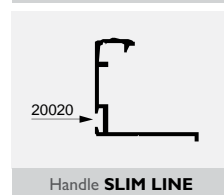
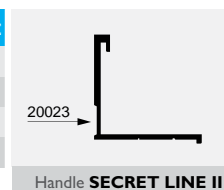
CODE	COLOUR	LENGTH (mm)	COLLECTIVE PACKAGING	PRICED PER	NET PRICE
00199	SILVER	3000	60	ITEM	
01877	LIGHT BROWN	3000	60	ITEM	
01878	GOLD	3000	60	ITEM	

**TEXTILE DOOR STOP**

All brushes on page 372

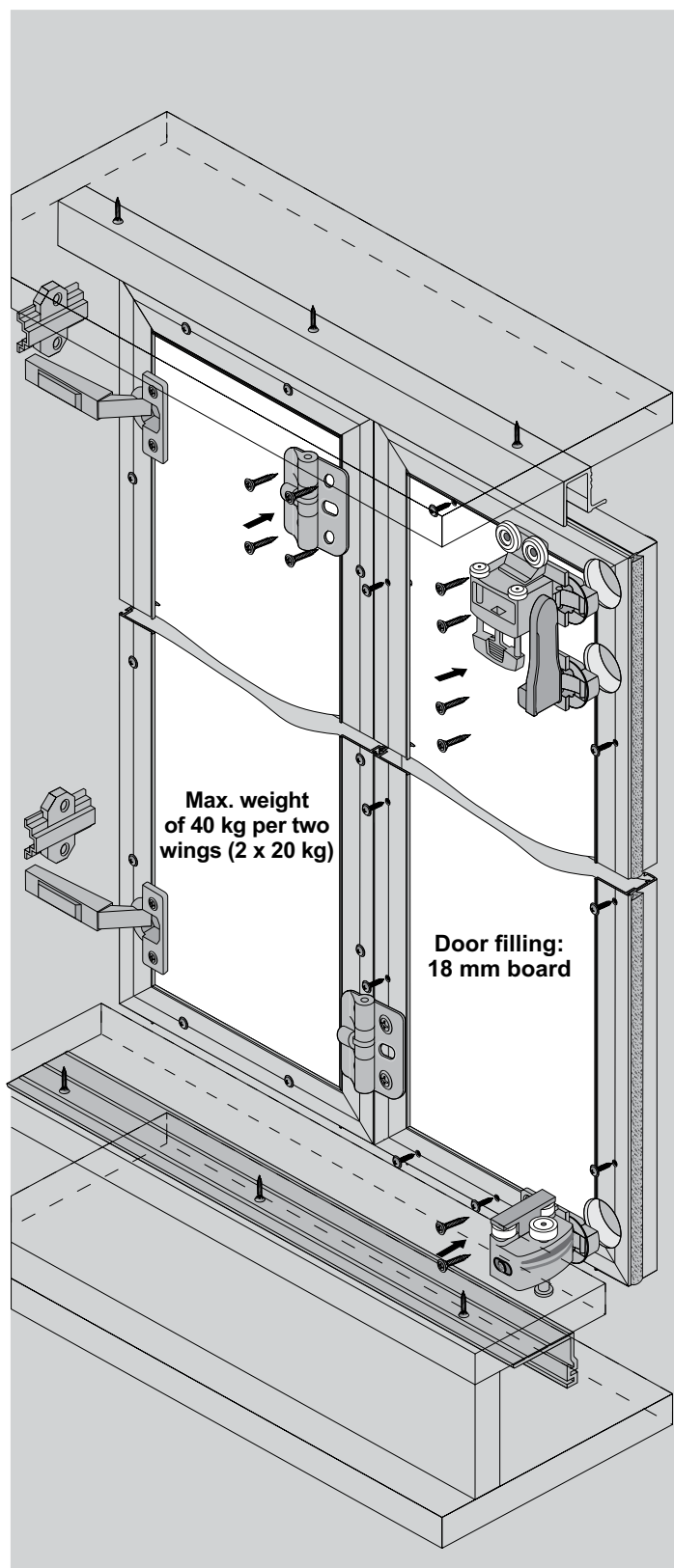


CODE	NAME	A (mm)	B (mm)	INSTALLATION	COLLECTIVE PACKAGING	PRICED PER	NET PRICE
20020	TEXTILE DOOR STOP	4.8	4	inserted	550	RUNNING METRE	
20225	TEXTILE DOOR STOP	4.8	4	inserted	10	COLLECTIVE PACKAGE (50 r.m.)	
20023	TEXTILE DOOR STOP	4.8	4	self-adhesive	550	RUNNING METRE	
20228	TEXTILE DOOR STOP	4.8	4	self-adhesive	10	COLLECTIVE PACKAGE (100 r.m.)	




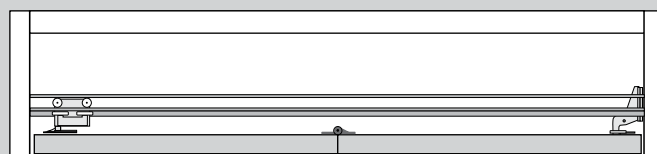






Max. weight  
of 40 kg per two  
wings (2 x 20 kg)

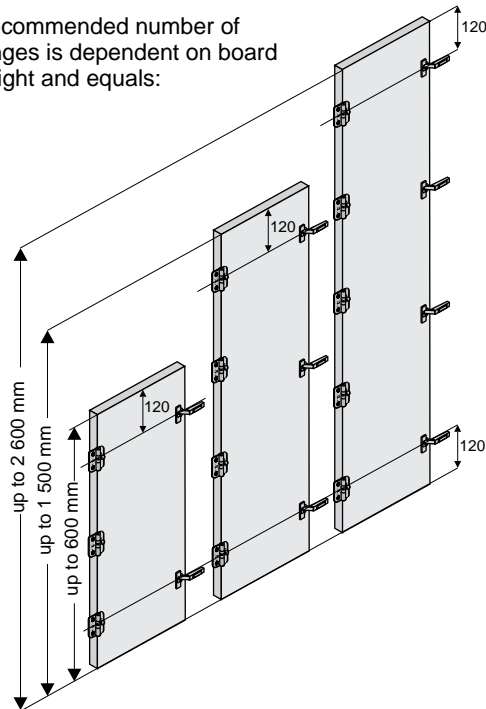
Door filling:  
18 mm board



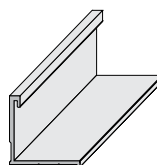
### ATTENTION!

Dependent on customer  
needs, there are sets  
suitable for either left  
or right hinged doors.

Recommended number of  
hinges is dependent on board  
height and equals:

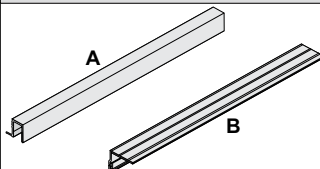


Frame L24 Secret Line II



Length  
2.70 m

Top guiding track Line (A)  
Bottom guiding track Line (B)



Length  
2.0 m

## COMPONENTS

### Set for folding doors Line - left or right

Top carriage



Bottom  
carriage

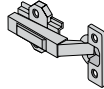


Clip hinge



X5

Hinge

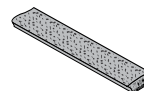


X4

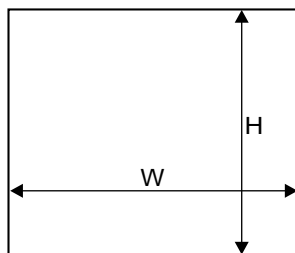
- screw. 3.5 x 16 (hinges, carriages) - 34 pcs
- euroscrew (hinge guiding) - 8 pcs
- screws 3 x 13 (guiding tracks) - 12 pcs
- screws 2.5 x 16 (handle) - 30 pcs



Textile door stop self-adhesive 4.8 x 4



### Dimensions of opening

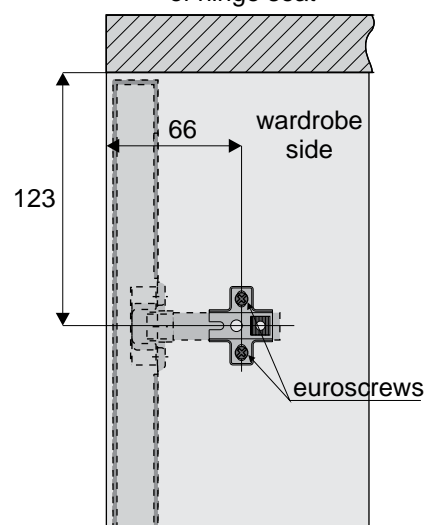


door height	-hw	$h_w = H - 6 \text{ mm}$
board height	- hb	$h_b = h_w - 3 \text{ mm}$
door wing width	- ww	$w_w = (W - 6 \text{ mm}) : 2$
board width	- wb	$w_b = w_w - 3 \text{ mm}$

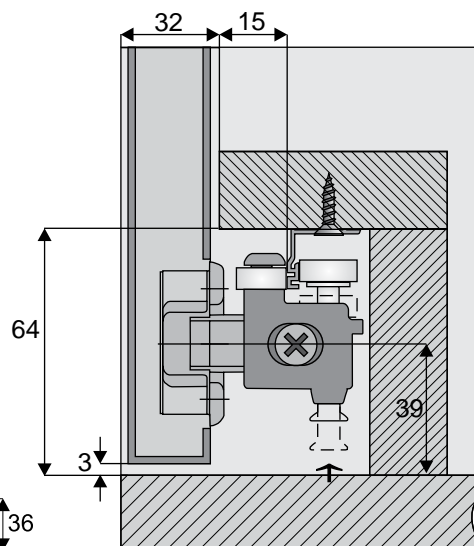
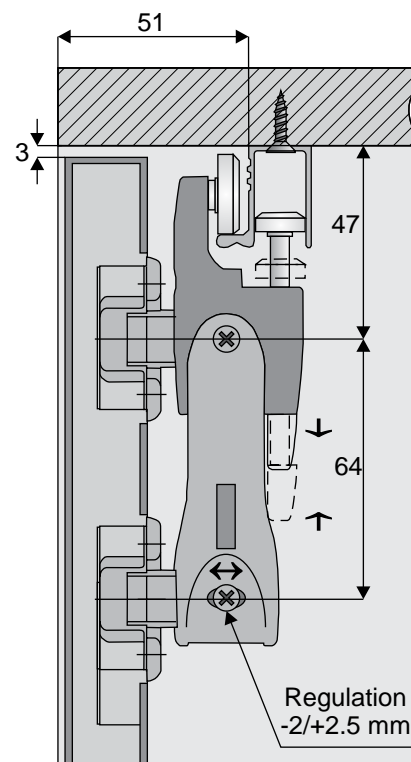
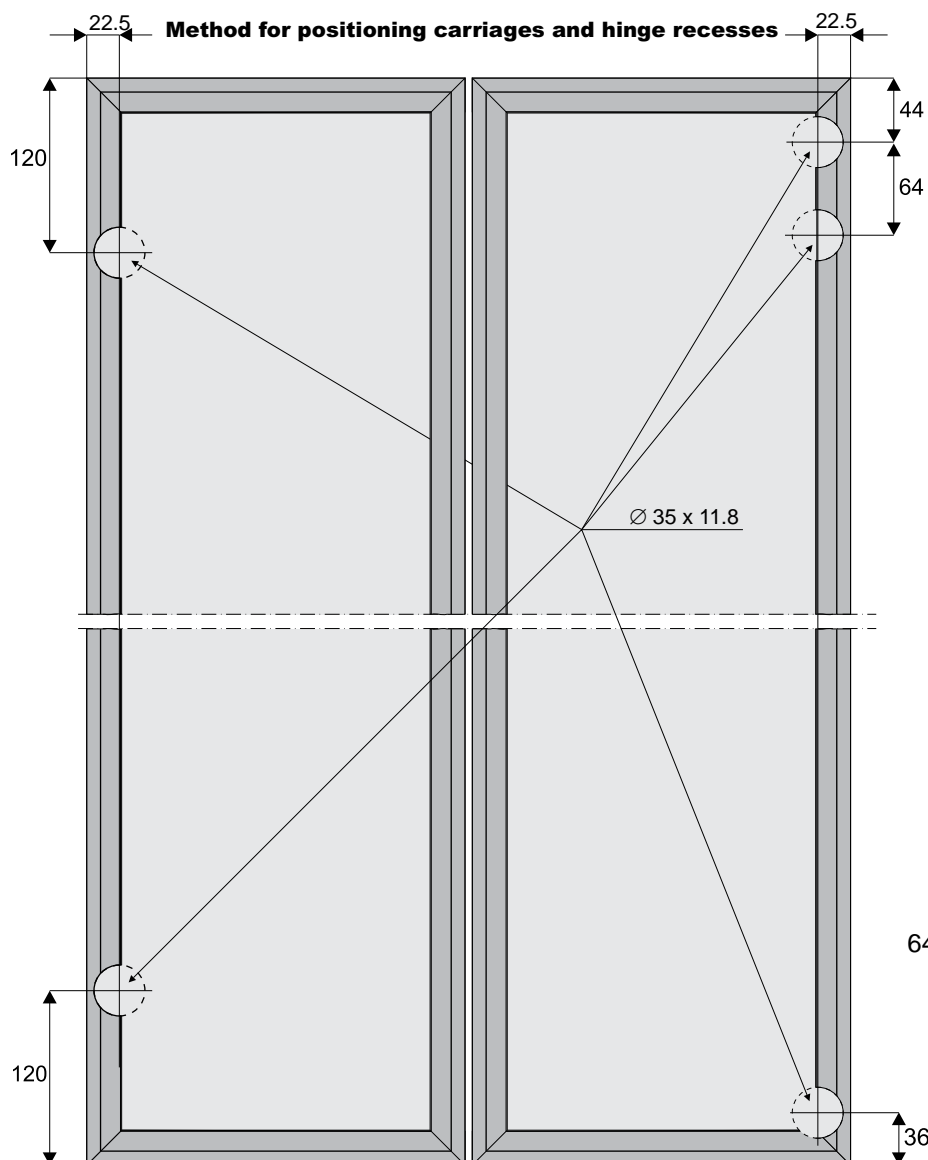
**Max. weight for 1 wing - 20 kg**

**The weight of 1 sm. of 18 mm board = 13 kg**

### Mounting position of hinge seat



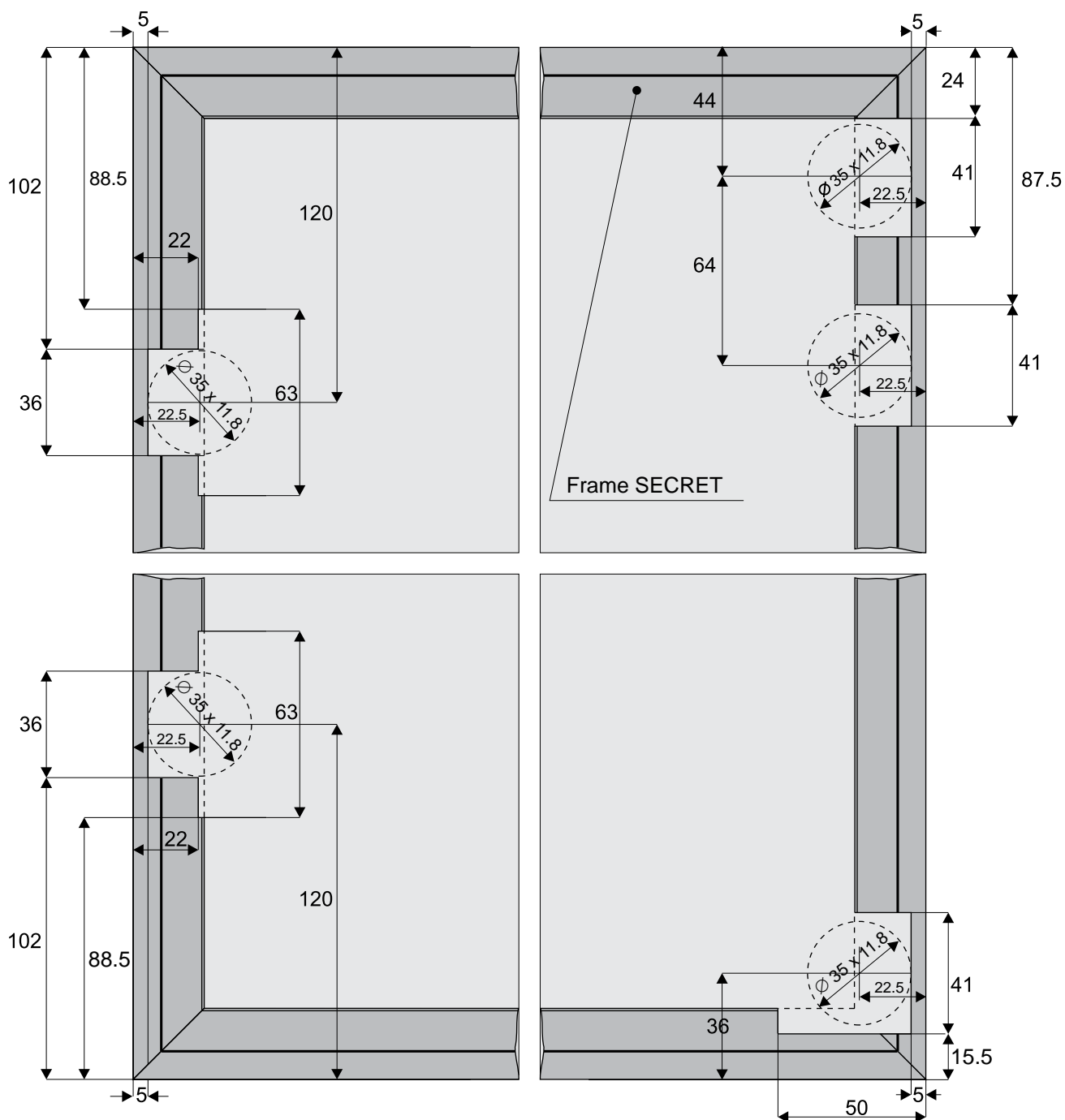
### Method for positioning carriages and hinge recesses

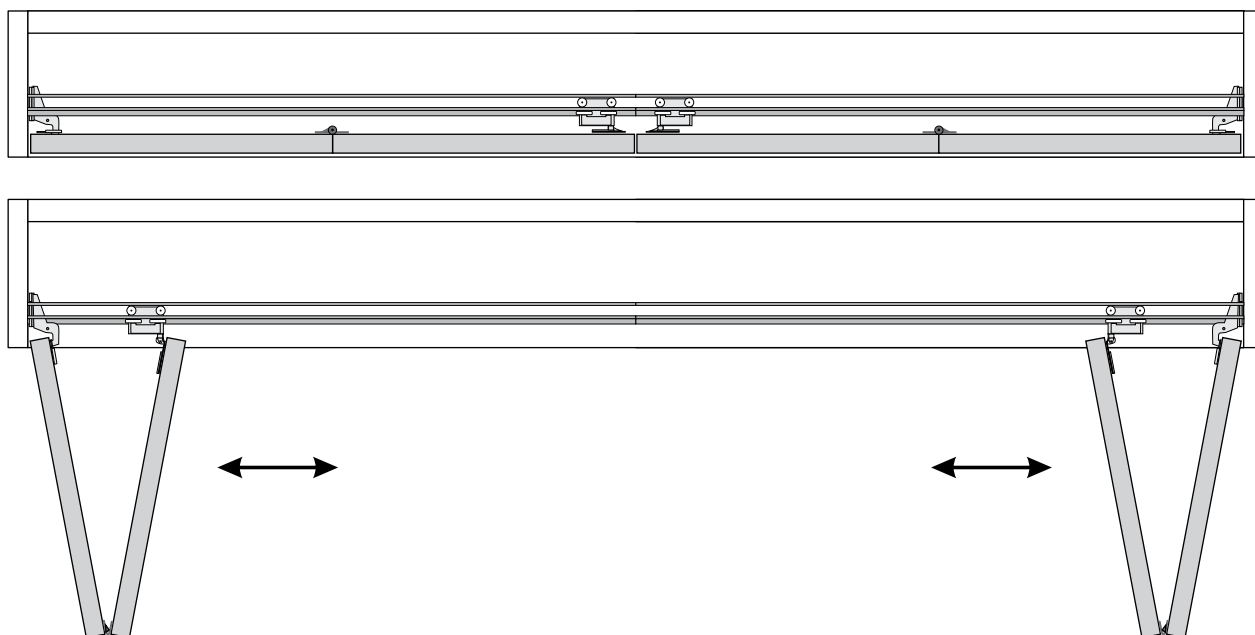




## Method for positioning carriages and hinge recesses

The drawing below shows an alternative method  
 (when it is not possible to cut  $\varnothing 35$  mm openings in the aluminium profiles)

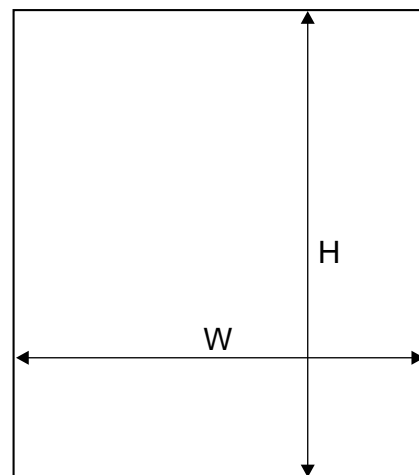




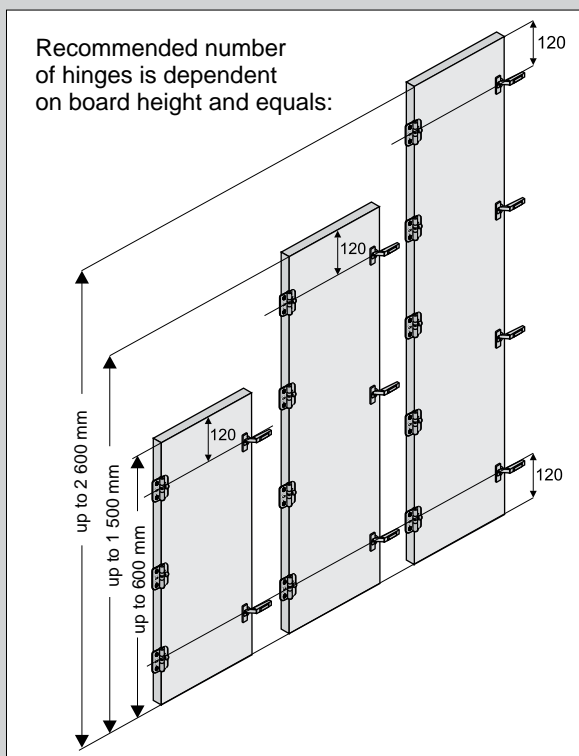
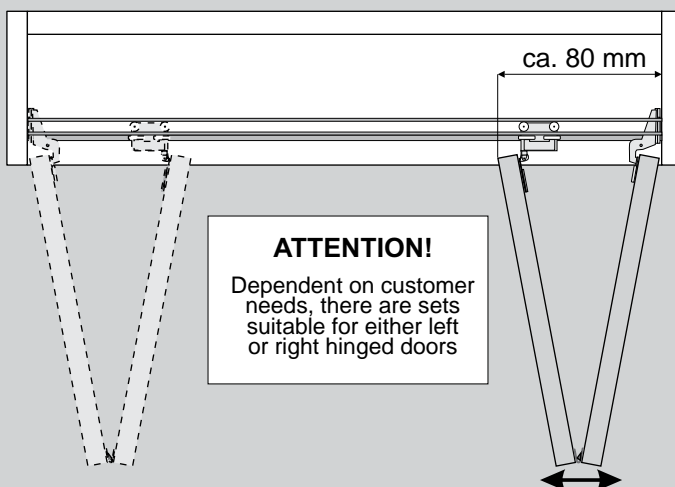
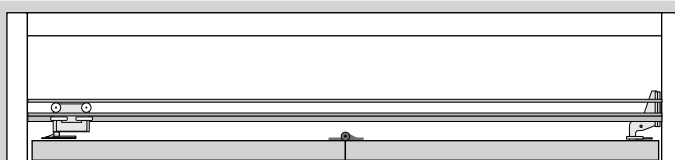
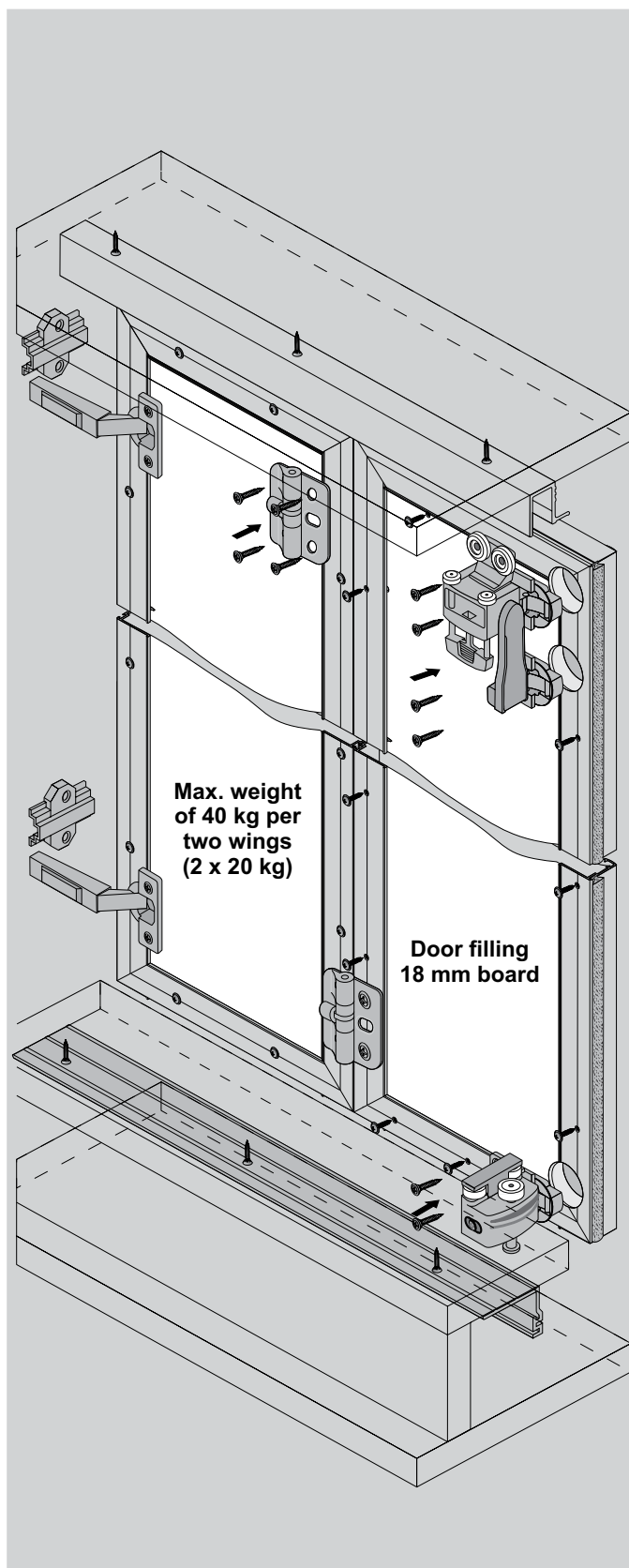
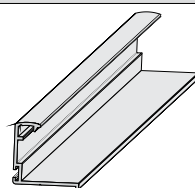
The assembly of folding doors **SECRET LINE** opened to the right and to the left side requires the use of two sets:

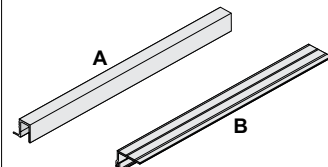
1. Set LINE (right side)
2. Set LINE (left side)

Dimensions of opening




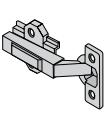


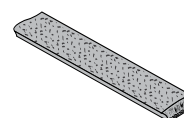
door wing height	- $h_w$	$h_w = H - 6 \text{ mm}$
board height	- $h_b$	$h_b = h_w - 3 \text{ mm}$
door wing width	- $ww$	$ww = (W - 7 \text{ mm}) : 4$
board width	- $W_b$	$w_b = ww - 3 \text{ mm}$


**Frame L24 Slim Line**

 Length  
 2.70 m

**Top guiding track Line (A)  
 Bottom guiding track Line (B)**

 Length  
 2.0 m

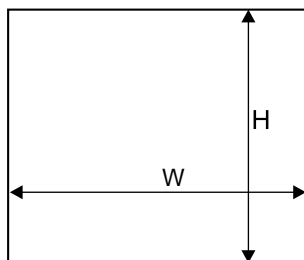
**COMPONENTS**
**Set for folding doors Line - left or right**

Top carriage	Bottom carriage	clip hinge	hinge	
				
		X5	X4	
screw. 3.5 x 16 (hinges, carriages) - 34 pcs euro screw (hinge guiding) - 8 pcs screws 3 x 13 (guiding tracks) - 12 pcs screws 2.5 x 16 (handle) - 30 pcs				

**Textile door stop 4.8 x 4**




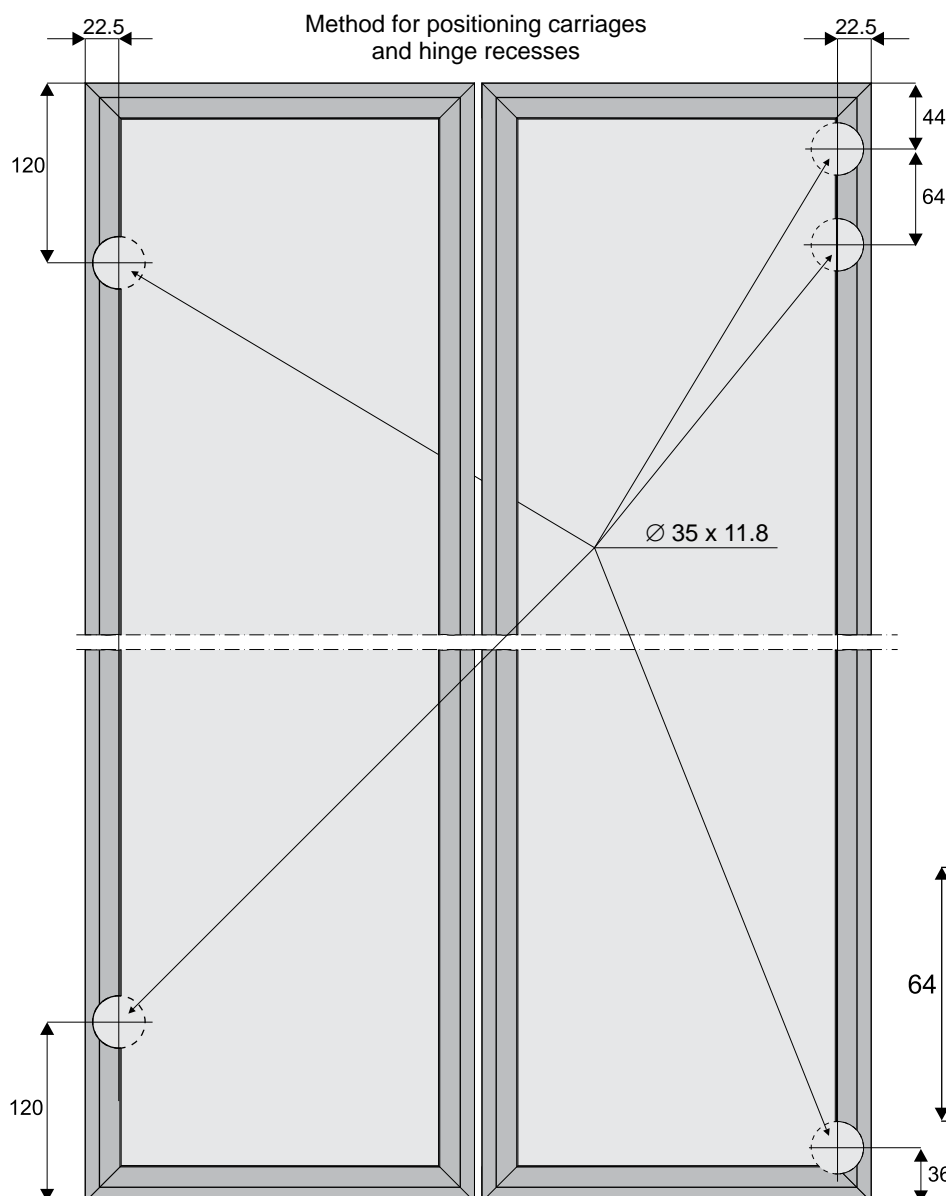
Dimensions of opening



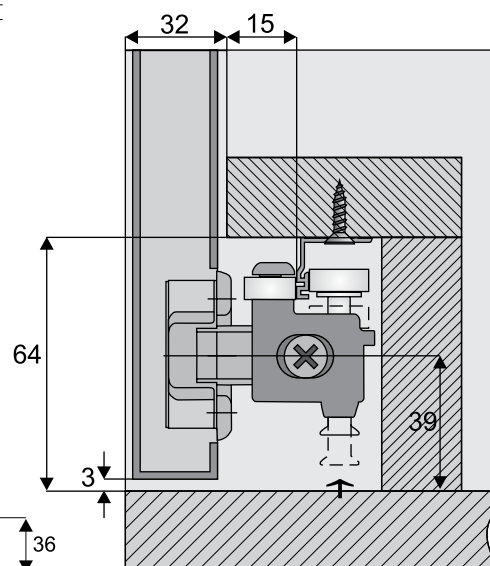
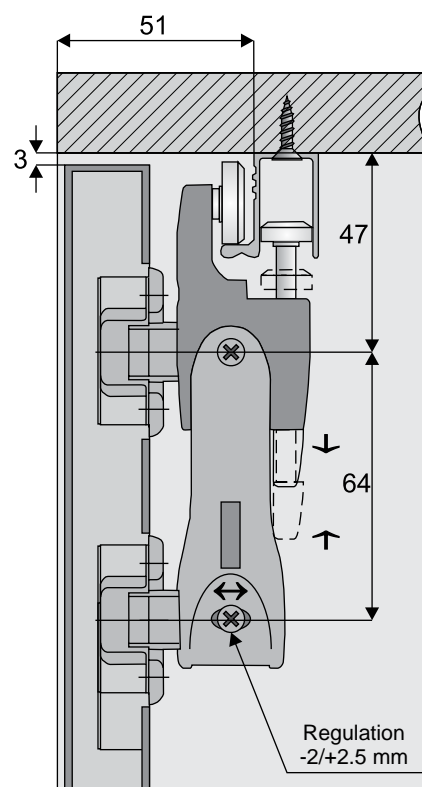
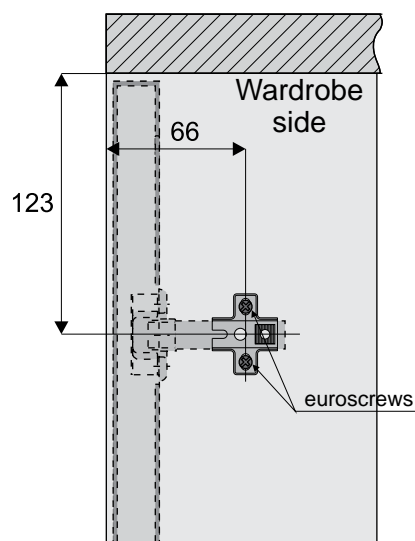
door height	- hw	$hw = H - 6 \text{ mm}$
board height	- hb	$hb = hw - 6 \text{ mm}$
door wing width	- ww	$ww = (W - 6 \text{ mm}) : 2$
board width	- wb	$wb = ww - 6 \text{ mm}$

**Max. weight for 1 wing - 20 kg**

**The weight of 1m<sup>2</sup> of 18 mm board = 13 kg**



Mounting position of hinge seat

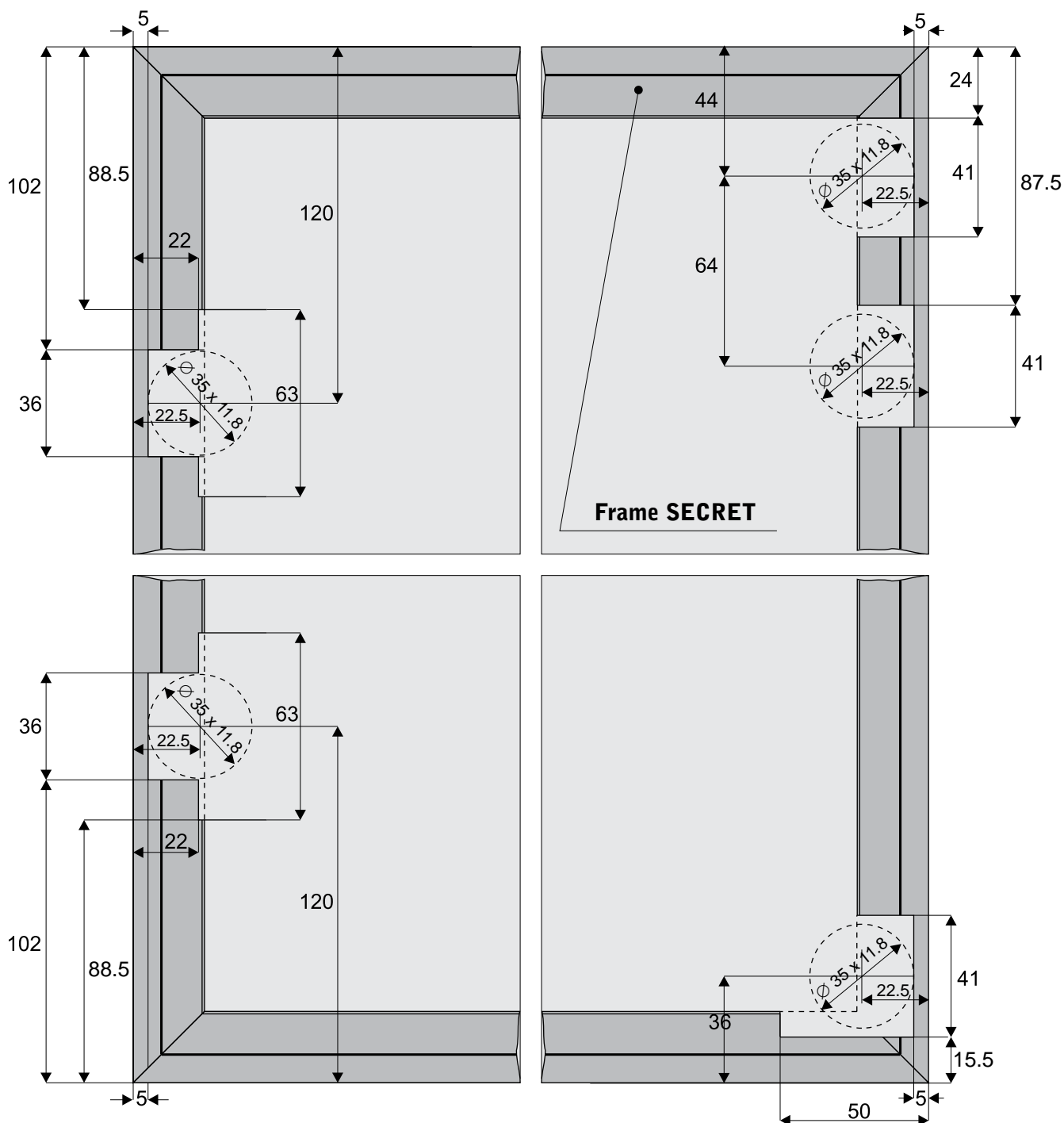


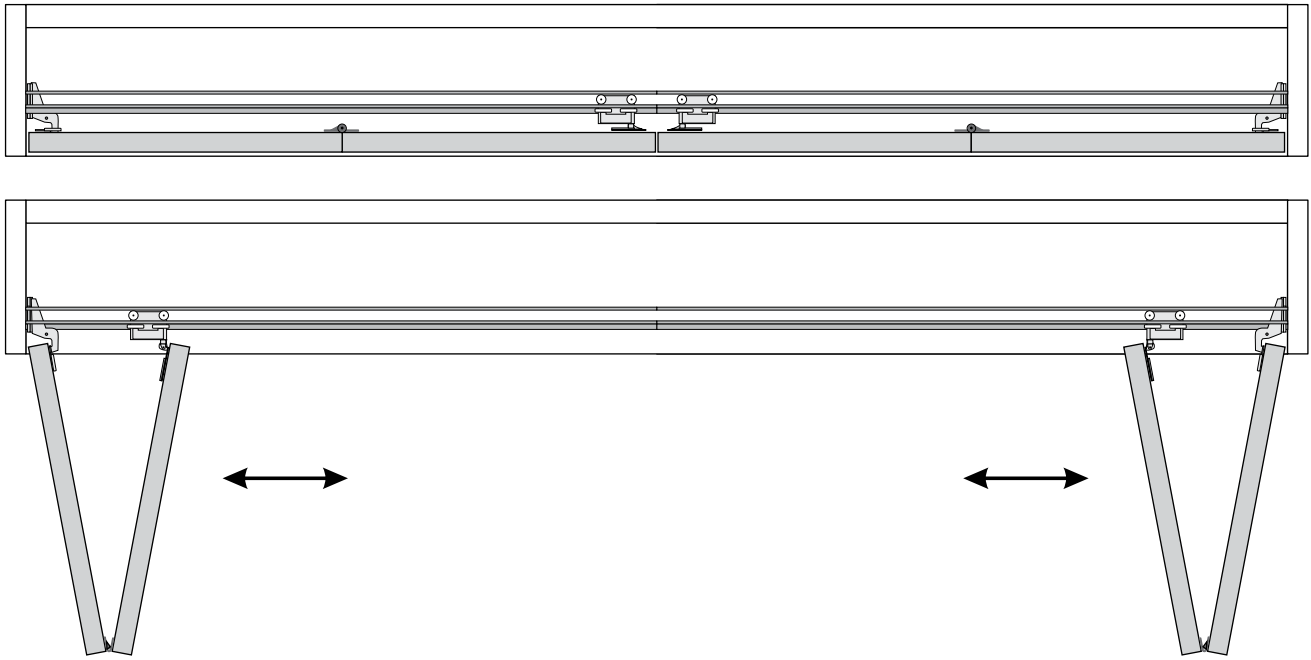




## Method for positioning carriages and hinge recesses

The drawing below shows an alternative method  
 (when it is not possible to cut  
 $\varnothing 35$  mm openings in the aluminium profiles)

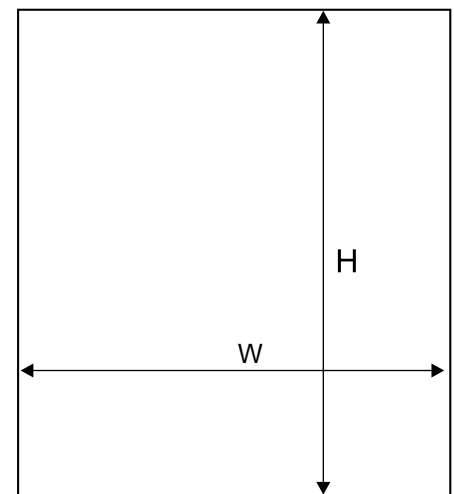




The assembly of folding doors **SECRET LINE** opened to the right and to the left side requires the use of two sets:

1. Set LINE (right side)
2. Set LINE (left side)

Dimensions of opening



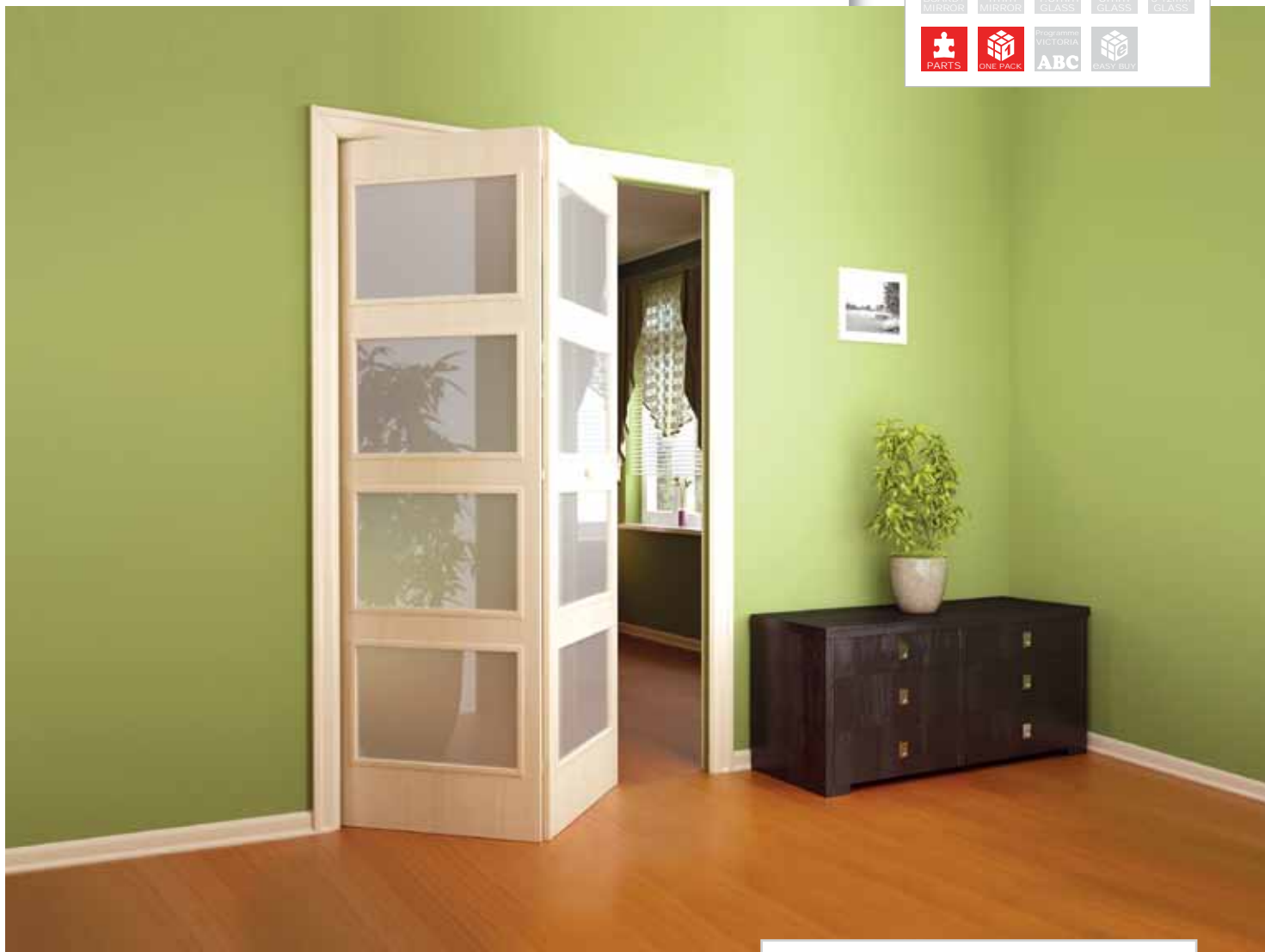
door height	- hw	$hw = H - 6 \text{ mm}$
board height	- hb	$hb = hw - 6 \text{ mm}$
door wing width	- ww	$ww = (W - 7 \text{ mm}) : 4$
board width	- wb	$wb = ww - 6 \text{ mm}$

# SYSTEM DS HERKULES Plus

Folding doors with top carriage system



8 kg	14 kg	16 kg	25 kg	35 kg
40 kg	45 kg	50 kg	60 kg	80 kg
100 kg	120 kg			
10mm BOARD	16mm BOARD	18mm BOARD	16-40mm BOARD	16-50mm BOARD
BOARD+ MIRROR	4mm MIRROR	4.5mm GLASS	6mm GLASS	8-12mm GLASS
PARTS	ONE PACK	ABC	EASY BUY	

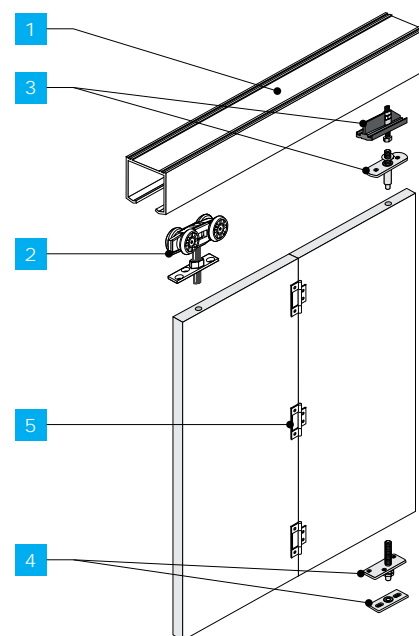


## CHARACTERISTICS

► Application	Folding doors
► Track	Single
▼ Carriage system	Top
► Top guide	Roller bearing carriage + vertical hinge
► Bottom guide	Vertical hinge
► Construction	Board
► Filling thickness	16-40 mm
► Filling type	Board 16-40 mm
► Max. door load	50 kg (2 x 25), 80 kg (2 x 40)
► Max. handle length	n/a
► Textile door stops	n/a
► Anti-dust brushes	n/a
► Sales programme	ONE PACK + components are available individually
► Decorative profile programme	n/a

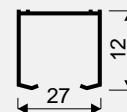
## USAGE

- Folding doors, built-in furniture, walk-in wardrobes, wardrobes



Track **HERKULES PLUS**

CODE	COLOUR	LENGTH (mm)	COLLECTIVE PACKAGING	PRICED PER	NET PRICE
214-380	RAW	1200	8	ITEM	
214-371	RAW	1500	8	ITEM	
214-372	RAW	1800	8	ITEM	
214-373	RAW	2000	8	ITEM	
214-375	RAW	2400	8	ITEM	
214-377	RAW	3000	8	ITEM	
214-378	RAW	4000	8	ITEM	
214-379	RAW	6000	8	ITEM	

Carriage **HP25 HERKULES Plus**

CODE	COLLECTIVE PACKAGING	PRICED PER	NET PRICE
215-092	100	ITEM	

Carriage **HP40 HERKULES Plus**

CODE	COLLECTIVE PACKAGING	PRICED PER	NET PRICE
215-093	100	ITEM	

Top pivot with seat  
**HERKULES Plus**

CODE	COLLECTIVE PACKAGING	PRICED PER	NET PRICE
132-021	300	ITEM	

Bottom pivot with seat  
**HERKULES Plus**

CODE	COLLECTIVE PACKAGING	PRICED PER	NET PRICE
132-022	300	ITEM	

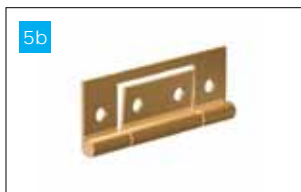


Hinge 25 kg



CODE	COLLECTIVE PACKAGING	PRICED PER	NET PRICE
134-121	300	ITEM	

Hinge 40 kg



CODE	COLLECTIVE PACKAGING	PRICED PER	NET PRICE
134-102	300	ITEM	

Clip hinge



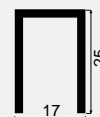
CODE	COLOUR	COLLECTIVE PACKAGING	PRICED PER	NET PRICE
134-126	SILVER	400	ITEM	
134-124	SATIN	400	ITEM	
134-125	GOLD	400	ITEM	

Guiding bush **1102**

CODE	COLLECTIVE PACKAGING	PRICED PER	NET PRICE
219-489	100	ITEM	

Channel **1109**

CODE	COLOUR	LENGTH (mm)	COLLECTIVE PACKAGING	PRICED PER	NET PRICE
214-866	SILVER	2000	10	ITEM	
214-867	SILVER	3000	10	ITEM	
214-818	SILVER	4000	10	ITEM	
214-819	SILVER	5000	10	ITEM	
214-820	SILVER	6000	10	ITEM	




**SET**  
**HERKULES Plus HP2/25**

**i** Set with track for 2 wings, up to 25 kg


DESCRIPTION	CODE	1200 mm	1500 mm
SET CODE		221-300	221-301
Track HERKULES Plus	214-380 / 214-371	1 pc	1 pc
Carriage HP 25	215-092	1 pc	1 pc
Top pivot with seat	132-021	1 pc	1 pc
Bottom pivot with seat	132-022	1 pc	1 pc
Hinge 25 kg	134-121	3 pcs	3 pcs
Screws	-	COLLECTIVE PACKAGE	COLLECTIVE PACKAGE
Assembly instructions	-	1 copy	1 copy
NET PRICE			

**SET**  
**HERKULES Plus HP2/40**

**i** Set with track for 2 wings, up to 40 kg


DESCRIPTION	CODE	1200 mm	1500 mm
SET CODE		221-320	221-321
Track HERKULES Plus	214-380 / 214-371	1 pc	1 pc
Carriage HP 40	215-093	1 pc	1 pc
Top pivot with seat	132-021	1 pc	1 pc
Bottom pivot with seat	132-022	1 pc	1 pc
Hinge 40 kg	134-102	3 pcs	3 pcs
Screws	-	COLLECTIVE PACKAGE	COLLECTIVE PACKAGE
Assembly instructions	-	1 copy	1 copy
NET PRICE			

 Components of set without track  
**HERKULES Plus 25 kg**

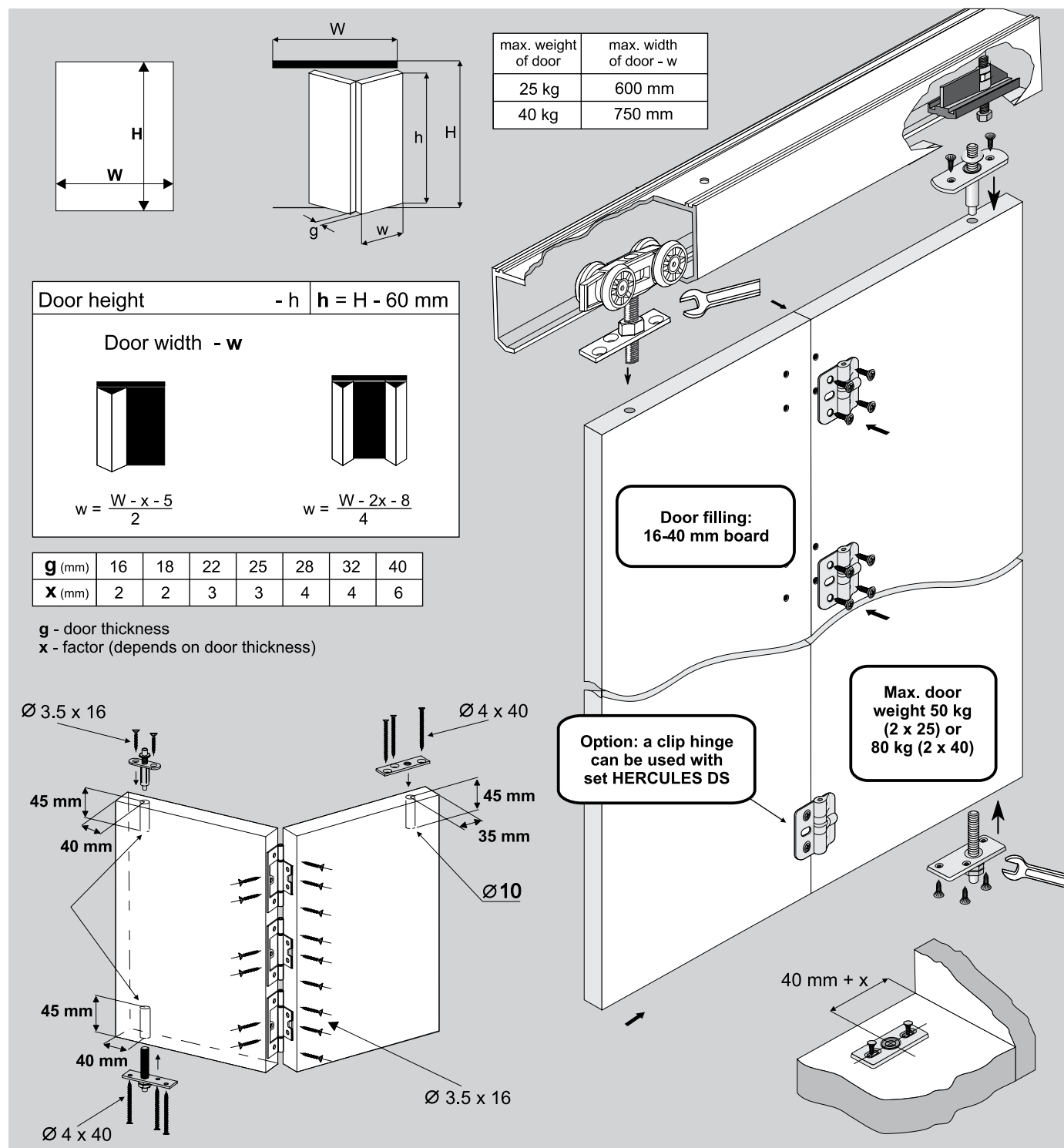

DESCRIPTION	CODE	for 2 wings
SET CODE		229-026
Carriage HP 25	215-092	1 pc
Top pivot with seat	132-021	1 pc
Bottom pivot with seat	132-022	1 pc
Hinge 25 kg	134-121	3 pcs
Screws	-	COLLECTIVE PACKAGE
Assembly instructions	-	1 copy
NET PRICE		

 Components of set without track  
**HERKULES Plus 40 kg**

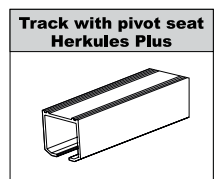

DESCRIPTION	CODE	for 2 wings
SET CODE		229-028
Carriage HP 40	215-093	1 pc
Top pivot with seat	132-021	1 pc
Bottom pivot with seat	132-022	1 pc
Hinge 40 kg	134-102	3 pcs
Screws	-	COLLECTIVE PACKAGE
Assembly instructions	-	1 copy
NET PRICE		





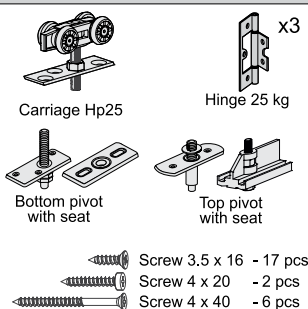


## COMPONENTS

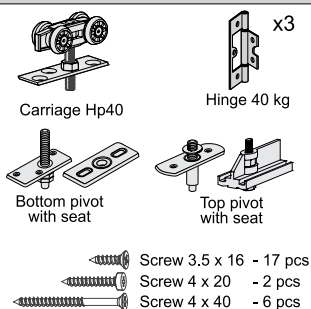


Length  
1.2 m, 1.5 m, 1.8 m,  
2.0 m, 2.4 m, 3.0 m,  
4.0 m, 6.0 m

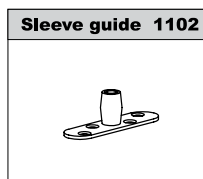
### Set Herkules Plus - 25 kg



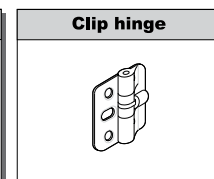
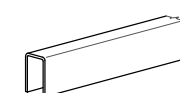
### Set Herkules Plus - 40 kg



## OPTIONS



### C-profile steel 1102



Length 2.0 m, 3.0 m,  
4.0 m, 5.0 m, 6.0 m



# Pull apart doors 3

## SYSTEM DR 10

The Frame-like construction of the door resembles that of systems Gemini 10 and 10 DS. Many elements are common for all of these systems. Thanks to that you can create matching furniture with mixed door set-ups. There is the possibility to place folding, sliding and pull-apart systems next to one another without interfering with the overall facade.

## SYSTEM DR 18

Hinges used in this system are characterised by heavy construction. They carry large loads and guarantee longevity. This system is designed for use with 18 mm fillings.

## SYSTEM OXFORD

System Oxford adds an elegant finish to home, office or library furniture. Handle Oxford can be decorated with wood-like ABS strip in order to match it to the other furniture.

## SYSTEM FRAME LINE

Extremely simple and effective. Delicate profile surrounding the door serves two functions- decorates the door and at the same time is its encasing.

## SYSTEM FRAME

Systems FRAME are designed to be used with 4 mm filling furniture fronts. They also work perfectly for kitchen doors as well as modern wardrobe doors.



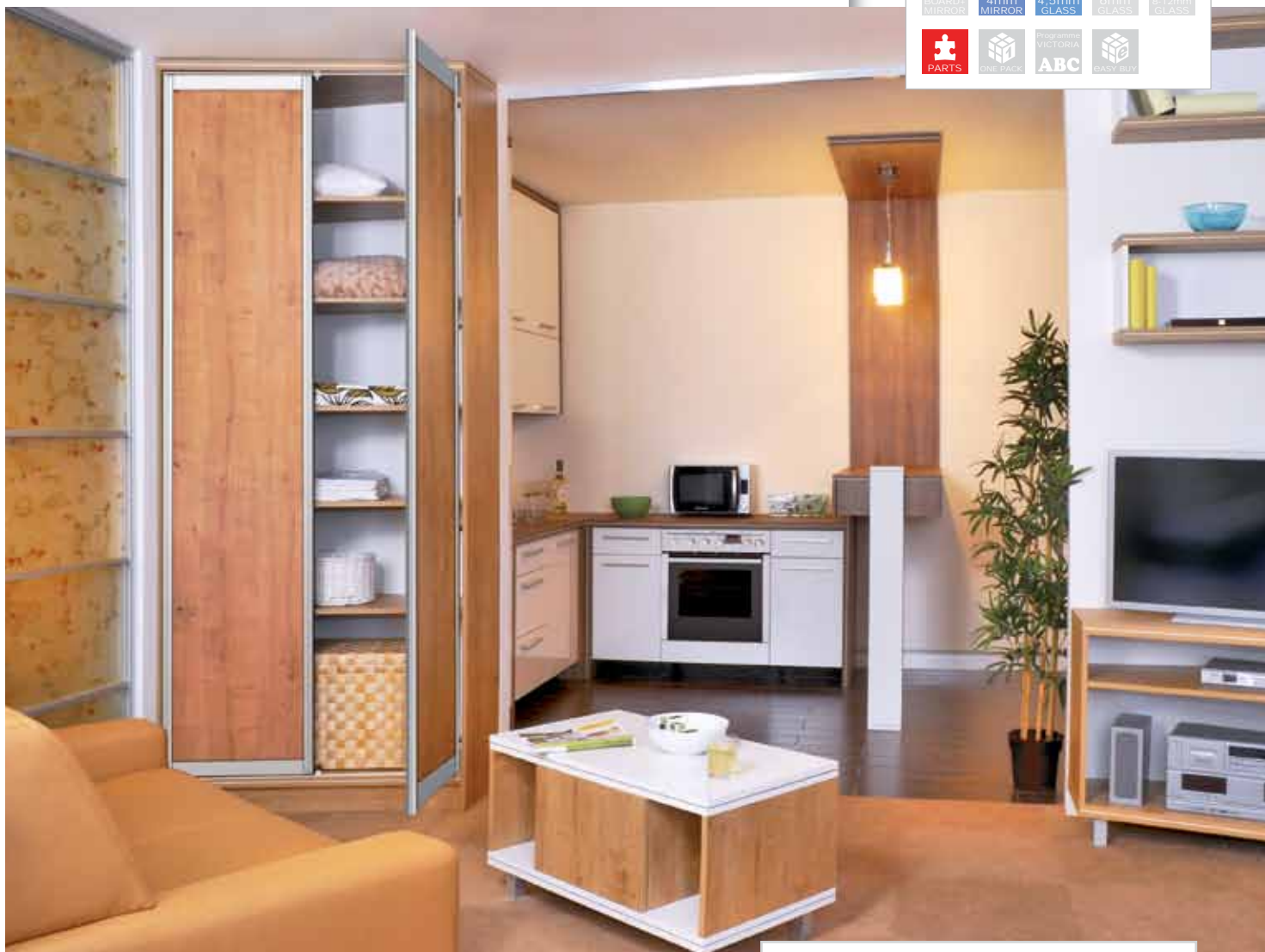

### PULL APART DOORS

- **SYSTEM DR 10**
- **SYSTEM DR 18**
  - LINE DR MINICOMFORT
  - LINE DR UNICOMFORT
- **SYSTEM DR OXFORD**
- **SYSTEM DR FRAME LINE**
  - LINE DR SECRET LINE
  - LINE DR SLIM LINE
- **SYSTEM DR FRAME MINI**
- **SYSTEM DR FRAME**



# SYSTEM DR 10

Pull apart doors

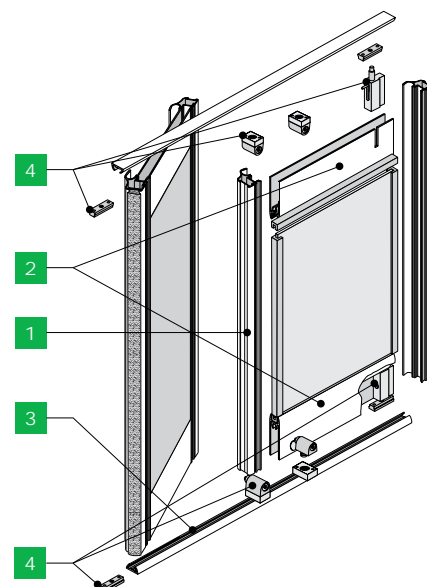


## CHARACTERISTICS

► Application	Pull apart doors
► Track	Single
▼ Carriage system	n/a
► Top guide	Vertical hinge
► Bottom guide	Vertical hinge
► Construction	Frame
► Filling thickness	10 mm
► Filling type	10 mm MFC or 4.5 mm safety glass or 4 mm mirror
► Max. door load	25 kg
► Max. handle length	2.70 m
► Textile door stops	Yes
► Anti-dust brushes	n/a
► Sales programme	Components are available individually
► Decorative profile programme	n/a

## USAGE

- Pull apart doors, built-in furniture, walk-in wardrobes, wardrobes, attics

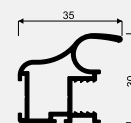




## Handle 10-KA II



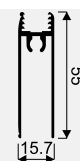
CODE	COLOUR	LENGTH (mm)	COLLECTIVE PACKAGING	PRICED PER	NET PRICE
02287	SILVER	2700	20	ITEM	
02286	LIGHT BROWN	2700	20	ITEM	
02288	GOLD	2700	20	ITEM	



## Horizontal profile Decor

**DECOR**

CODE	COLOUR	LENGTH (mm)	COLLECTIVE PACKAGING	PRICED PER	NET PRICE
00161	SILVER	1700	12	ITEM	
00152	LIGHT BROWN	1700	12	ITEM	
00164	GOLD	1700	12	ITEM	
02490	LIGHT BROWN with brushed effect	1700	12	ITEM	
03091	BLACK with brushed effect	1750	12	ITEM	
03094	COGNAC with brushed effect	1750	12	ITEM	
00162	SILVER	2350	12	ITEM	
00153	LIGHT BROWN	2350	12	ITEM	
00165	GOLD	2350	12	ITEM	
02491	LIGHT BROWN with brushed effect	2350	12	ITEM	
03092	BLACK with brushed effect	2350	12	ITEM	
03095	COGNAC with brushed effect	2350	12	ITEM	
00163	SILVER	3000	12	ITEM	
00155	LIGHT BROWN	3000	12	ITEM	
00166	GOLD	3000	12	ITEM	
02492	LIGHT BROWN with brushed effect	3000	12	ITEM	
03093	BLACK with brushed effect	3000	12	ITEM	
03096	COGNAC with brushed effect	3000	12	ITEM	
02764	SILVER	6000	12	ITEM	
02763	LIGHT BROWN	6000	12	ITEM	
02827	GOLD	6000	12	ITEM	

Top / bottom track **FIRST**

CODE	COLOUR	LENGTH (mm)	COLLECTIVE PACKAGING	PRICED PER	NET PRICE
00910	SILVER	1200	60	ITEM	
00901	LIGHT BROWN	1200	60	ITEM	
00913	GOLD	1200	60	ITEM	
00911	SILVER	1800	60	ITEM	
00902	LIGHT BROWN	1800	60	ITEM	
00914	GOLD	1800	60	ITEM	
00912	SILVER	3000	60	ITEM	
00903	LIGHT BROWN	3000	60	ITEM	
00915	GOLD	3000	60	ITEM	
02903	SILVER	3600	60	ITEM	
02902	LIGHT BROWN	3600	60	ITEM	
02904	GOLD	3600	60	ITEM	





Set for pull-apart doors **ZR-10**

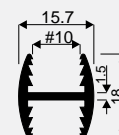


DESCRIPTION	CODE	for 2 wings
SET CODE		10023
Top hinge	-	1 pc.
Bottom hinge	-	1 pc.
Hinge seat	-	2 pcs
Catch seat	-	2 pcs
Magnetic catch	-	2 pcs
Screws	-	COLLECTIVE PACKAGE
Assembly instructions	-	1 pc.
Allen key 2	-	1 pc.
NET PRICE		

**H10 - profile**



CODE	COLOUR	LENGTH (mm)	COLLECTIVE PACKAGING	PRICED PER	NET PRICE
00207	SILVER	3000	30	ITEM	
00204	LIGHT BROWN	3000	30	ITEM	
00208	GOLD	3000	30	ITEM	
02493	LIGHT BROWN with brushed effect	3000	30	ITEM	
03103	BLACK with brushed effect	3000	30	ITEM	
03104	COGNAC with brushed effect	3000	30	ITEM	



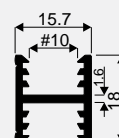
**H10 - Decor profile**



**DECOR**



CODE	COLOUR	LENGTH (mm)	COLLECTIVE PACKAGING	PRICED PER	NET PRICE
01617	SILVER	3000	30	ITEM	
01616	LIGHT BROWN	3000	30	ITEM	
01618	GOLD	3000	30	ITEM	



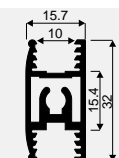
**H30 - Decor profile**



**DECOR**



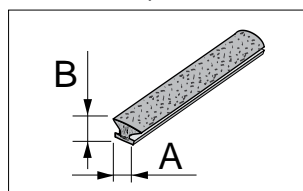
CODE	COLOUR	LENGTH (mm)	COLLECTIVE PACKAGING	PRICED PER	NET PRICE
00222	SILVER	3000	20	ITEM	
00219	LIGHT BROWN	3000	20	ITEM	
00223	GOLD	3000	20	ITEM	



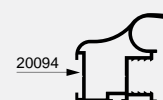
Textile door stop



All brushes on page 372




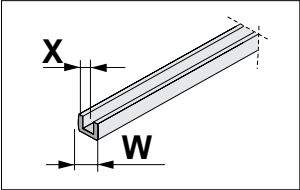
CODE	NAME	A (mm)	B (mm)	INSTALLATION	COLLECTIVE PACKAGING	PRICED PER	NET PRICE
20094	TEXTILE DOOR STOP	14.5	4	INSERTED	200	RUNNING METRE	



Handle **10-ka II**

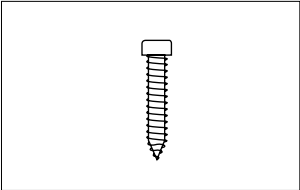
Gasket

 All gaskets on page 372

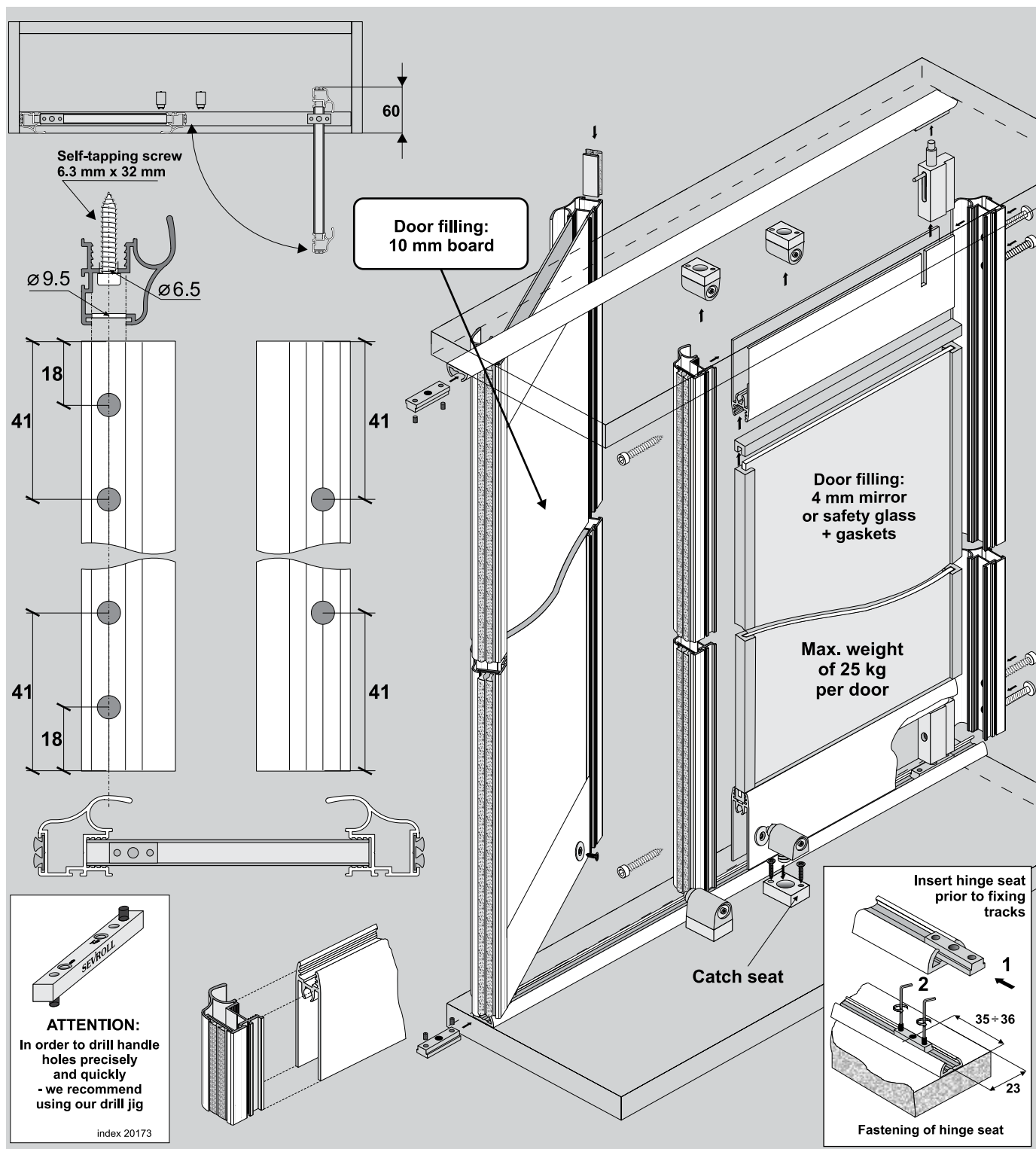


CODE	X (mm)	W (mm)	COLLECTIVE PACKAGING	PRICED PER	NET PRICE
20031	4	10	100	RUNNING METRE	
20032	4.5	10	100	RUNNING METRE	
20033	6	10	100	RUNNING METRE	
20098	6.4	10	100	RUNNING METRE	
20052	8	10	100	RUNNING METRE	

Self-tapping screw



CODE	NAME	DIMENSIONS (mm)	COLLECTIVE PACKAGING	PRICED PER	NET PRICE
20001	self-tapping screw	6.3 x 32	2000	ITEM	



## COMPONENTS

Handle 10-ka II	Set for pull-apart doors Zr10					Horizontal profile Decor	Top/bottom track First
<p>Textile door stop 14.5 x 4 mm</p>	<p>Top hinge</p>	<p>Bottom hinge</p>	<p>Hinge seat x2</p>	<p>Catch seat x2</p>	<p>Magnetic seat Ts. 2,9x9,5 x2   screws 3 x 16 (catch seat) - 4 pcs   Allen key 2</p>		<p>22 mm</p>

Length  
2.7 m

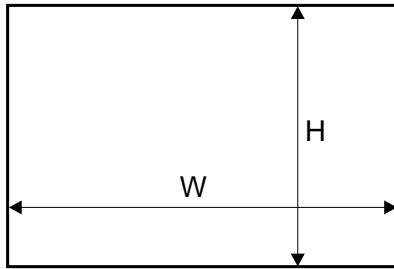
Length  
1.7 m, 2.35 m, 3.0 m, 6.0 m

Length  
1.2 m, 1.8 m, 3.0 m, 3.6 m

You must remember to purchase self-tapping screws to co each door (4 screws per door).  
When using safety glass or mirror, you must also remember to purchase gaskets.



## Dimensions of opening

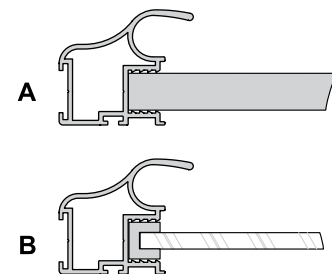


Handle length = door height

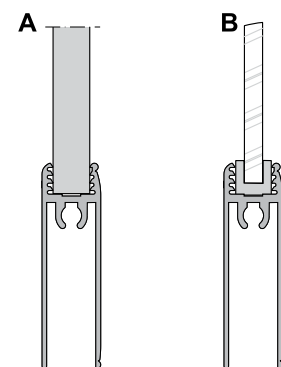
Door heigth		- h	$h = H - 21 \text{ mm}$
Board heigth		- hb	$hb = h - 93 \text{ mm}$
Single door system	Door width	- w	$w = W - 5 \text{ mm}$
Two door system	Door width	- w	$w = (W - 10 \text{ mm}) : 2$
10 mm board width		- wb	$wb = w - 36 \text{ mm}$
Horizontal profile length		- Pz	$Pz = w - 53 \text{ mm}$

Installation method for fitting 10 mm board (diag. A) and 4 mm mirror or glass (diag. B)

- with handle

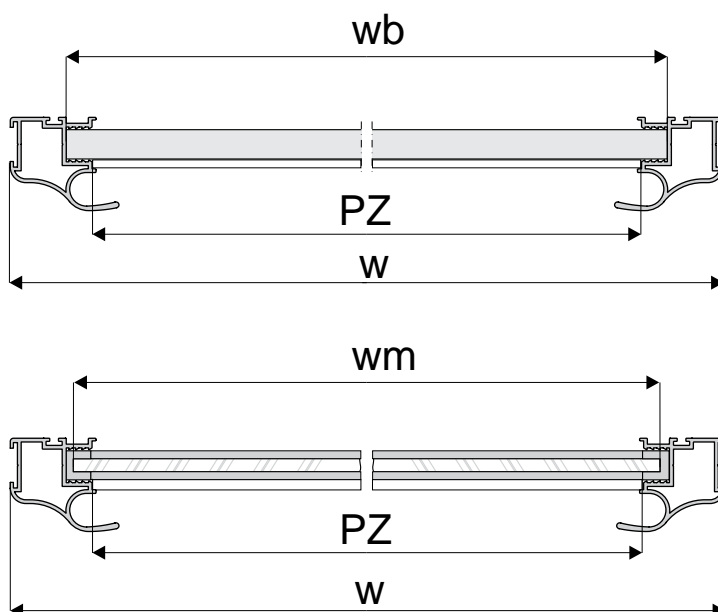


- with horizontal profile



## ATTENTION!

Mirror (4 mm) should be used with a safety backing film. Safety glass (4.5 mm) comprises of two thin layers with a film in-between. Both mirror and glass need fitting gaskets.



## Mirror or safety glass measurements


Mirror height	- hm	$hm = hp - 4 \text{ mm}$
Mirror width	- wm	$wm = dp - 4 \text{ mm}$

# SYSTEM DR I 8<sup>LINE</sup> DR MINICOMFORT

Pull apart doors



8 kg	14 kg	16 kg	25 kg	35 kg
40 kg	45 kg	50 kg	60 kg	70 kg
100 kg	120 kg			
10mm BOARD	16mm BOARD	18mm BOARD	16-40mm BOARD	16-50mm BOARD
BOARD-MIRROR	4mm MIRROR	4.5mm GLASS	6mm GLASS	8-12mm GLASS
PARTS	ONE PACK	PROGRAMME VICTORIA ABC	EASY BUY	

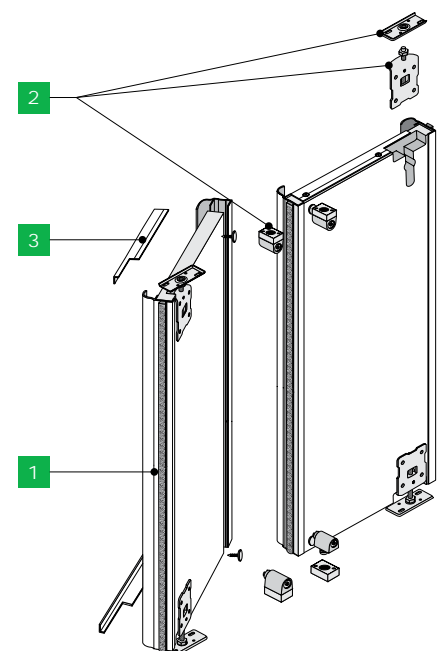


## CHARACTERISTICS

► Application	Pull apart doors
► Track	n/a
▼ Carriage system	n/a
► Top guide	Vertical hinge
► Bottom guide	Vertical hinge
► Construction	Board
► Filling thickness	18 mm
► Filling type	Board 18 mm
► Max. door load	40 kg
► Max. handle length	2.70 m
► Textile door stops	Yes
► Anti-dust brushes	n/a
► Sales programme	Components are available individually
► Decorative profile programme	n/a

## USAGE

- Pull apart doors, built-in furniture, walk-in wardrobes, wardrobes, attics



Handle **MINICOMFORT II**

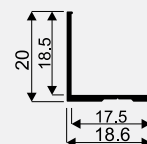
CODE	COLOUR	LENGTH (mm)	COLLECTIVE PACKAGING	PRICED PER	NET PRICE
02742	SILVER	2700	40	ITEM	
02740	LIGHT BROWN	2700	40	ITEM	
02743	GOLD	2700	40	ITEM	

Set for pull-apart doors **ZR18**

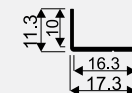
DESCRIPTION	CODE	for 1 wing
SET CODE		10024
Hinge	-	2 pcs
Hinge seat	-	2 pcs
Magnetic catch	-	2 pcs
Catch seat	-	2 pcs
Screws	-	COLLECTIVE PACKAGE
Assembly instructions	-	1 copy
	NET PRICE	

Angle section **ZW 20 x 18**

CODE	COLOUR	LENGTH (mm)	COLLECTIVE PACKAGING	PRICED PER	NET PRICE
00058	SILVER	1700	60	ITEM	
00052	LIGHT BROWN	1700	60	ITEM	
00061	GOLD	1700	60	ITEM	
00059	SILVER	2350	60	ITEM	
00053	LIGHT BROWN	2350	60	ITEM	
00062	GOLD	2350	60	ITEM	
00060	SILVER	3000	60	ITEM	
00054	LIGHT BROWN	3000	60	ITEM	
00063	GOLD	3000	60	ITEM	

Angle section **MINI 11 x 17**

CODE	COLOUR	LENGTH (mm)	COLLECTIVE PACKAGING	PRICED PER	NET PRICE
00102	SILVER	1700	120	ITEM	
00093	LIGHT BROWN	1700	120	ITEM	
00108	GOLD	1700	120	ITEM	
00103	SILVER	2350	120	ITEM	
00094	LIGHT BROWN	2350	120	ITEM	
00109	GOLD	2350	120	ITEM	
00104	SILVER	3000	120	ITEM	
00095	LIGHT BROWN	3000	120	ITEM	
00110	GOLD	3000	120	ITEM	







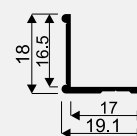
Angle section Mini - Decor



DECOR



CODE	COLOUR	LENGTH (mm)	COLLECTIVE PACKAGING	PRICED PER	NET PRICE
00078	SILVER	1700	60	ITEM	
00069	LIGHT BROWN	1700	60	ITEM	
00081	GOLD	1700	60	ITEM	
02934	LIGHT BROWN with brushed effect	1700	60	ITEM	
03462	BLACK with brushed effect	1700	60	ITEM	
03459	COGNAC with brushed effect	1700	60	ITEM	
00079	SILVER	2350	60	ITEM	
00070	LIGHT BROWN	2350	60	ITEM	
00082	GOLD	2350	60	ITEM	
02935	LIGHT BROWN with brushed effect	2350	60	ITEM	
03463	BLACK with brushed effect	2350	60	ITEM	
03460	COGNAC with brushed effect	2350	60	ITEM	
00080	SILVER	3000	60	ITEM	
00071	LIGHT BROWN	3000	60	ITEM	
00083	GOLD	3000	60	ITEM	
02936	LIGHT BROWN with brushed effect	3000	60	ITEM	
03464	BLACK with brushed effect	3000	60	ITEM	
03461	COGNAC with brushed effect	3000	60	ITEM	



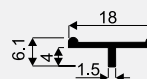
T profile 04 - Decor



DECOR



CODE	COLOUR	LENGTH (mm)	COLLECTIVE PACKAGING	PRICED PER	NET PRICE
00691	SILVER	3000	60	ITEM	
00688	LIGHT BROWN	3000	60	ITEM	
00692	GOLD	3000	60	ITEM	



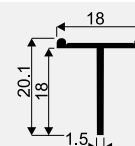
T profile I8 - Decor



DECOR



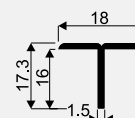
CODE	COLOUR	LENGTH (mm)	COLLECTIVE PACKAGING	PRICED PER	NET PRICE
01373	SILVER	3000	60	ITEM	
01370	LIGHT BROWN	3000	60	ITEM	
01374	GOLD	3000	60	ITEM	



T profile ZW



CODE	COLOUR	LENGTH (mm)	COLLECTIVE PACKAGING	PRICED PER	NET PRICE
00706	SILVER	3000	60	ITEM	
00703	LIGHT BROWN	3000	60	ITEM	
00707	GOLD	3000	60	ITEM	





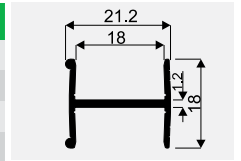
## H18 - Decor profile

18mm  
BOARD

DECOR



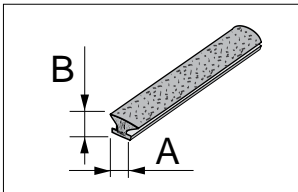
CODE	COLOUR	LENGTH (mm)	COLLECTIVE PACKAGING	PRICED PER	NET PRICE
00215	SILVER	3000	60	ITEM	
00212	LIGHT BROWN	3000	60	ITEM	
00216	GOLD	3000	60	ITEM	
02937	LIGHT BROWN with brushed effect	3000	60	ITEM	
03466	BLACK with brushed effect	3000	60	ITEM	
03465	COGNAC with brushed effect	3000	60	ITEM	



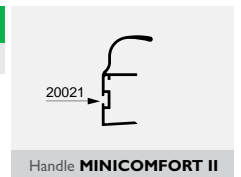
## Textile door stop

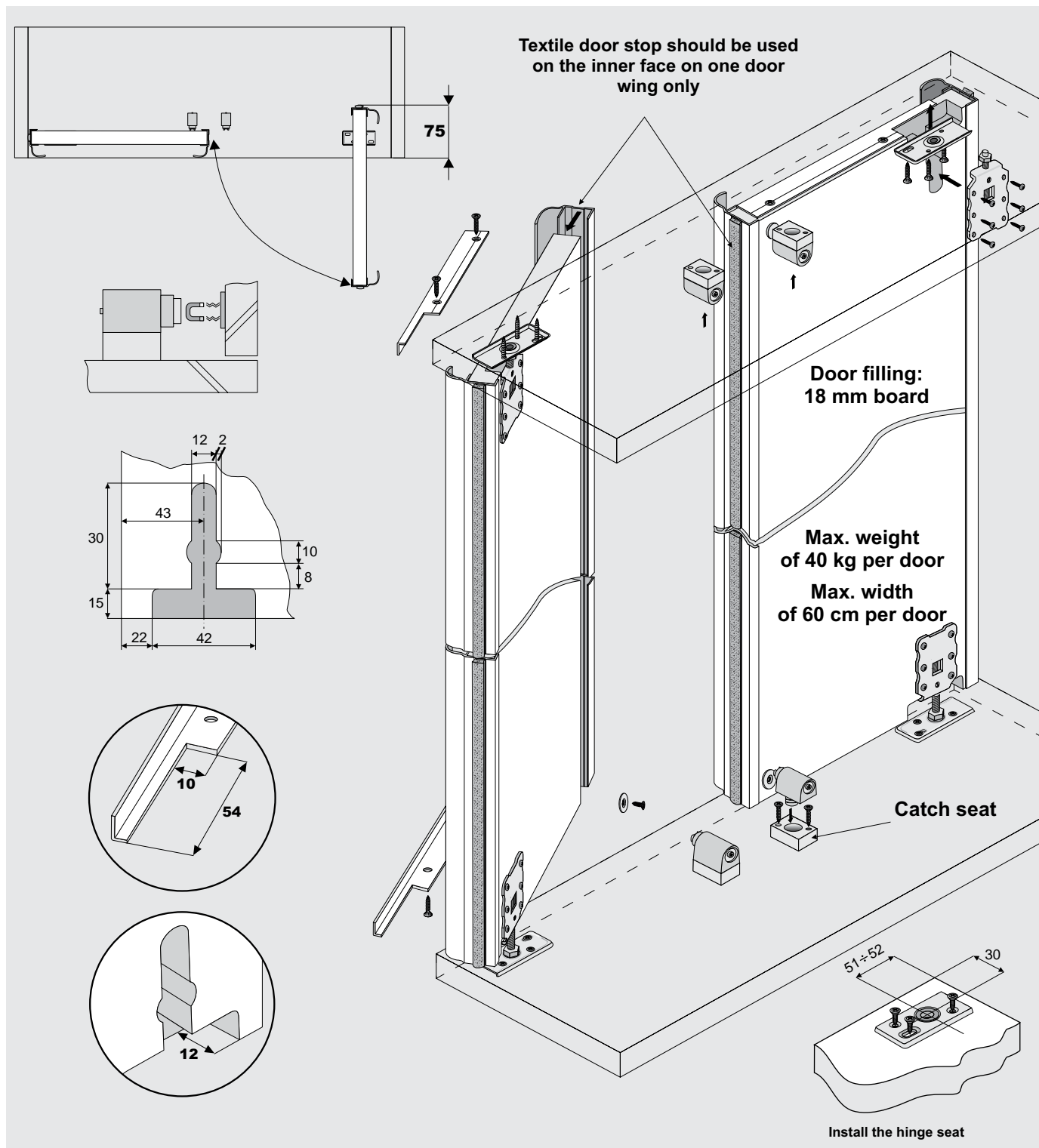


All brushes on page 372

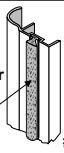








CODE	NAME	A (mm)	B (mm)	INSTALLATION	COLLECTIVE PACKAGING	PRICED PER	NET PRICE
20021	TEXTILE DOOR STOP	4.8	6	INSERTED	400	RUNNING METRE	

Handle **MINICOMFORT II**

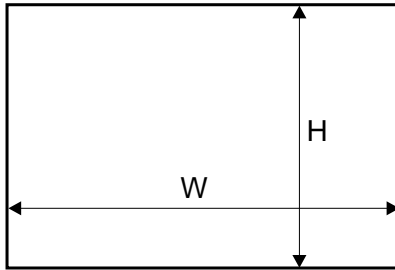


## COMPONENTS

Handle Minicomfort II		Set for pull-apart door ZR18				Angle section MINI
 Textile door stop 4.8 x 6 # 18 mm		Hinge seat  X2	Hinge seat  X2	Magnetic catch  X2 Ts 2.9 x 9.5  x2	Catch seat  X2 screws 3 x 12 (vertical hinge) -12 pcs screws 3.5 x 16 (hinge hinge) - 8 pcs screws 3 x 16 (catch hinge) - 4 pcs	 11 mm x 17 mm
Length 2.7 m						Length 1.7 m, 2.35 m, 3 m



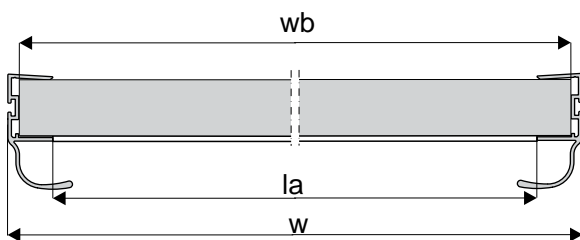
## Dimensions of opening



ATTENTION! Calculation for handle with space for brush instering

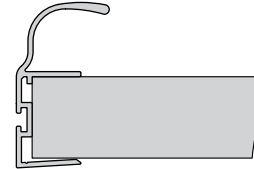
Handle length = door height

Door height	- h	$h = H - 13 \text{ mm}$
Board height	- hb	$hb = h - 3 \text{ mm}$
<b>Single door system</b>	Door width - w	$w = W - 9 \text{ mm}$
<b>Two door system</b>	Door width - w	$w = (W - 12 \text{ mm}) : 2$
18 mm board width #18	- wb	$wb = w - 7 \text{ mm}$
Angle section mini length	- la	Determined after door construction

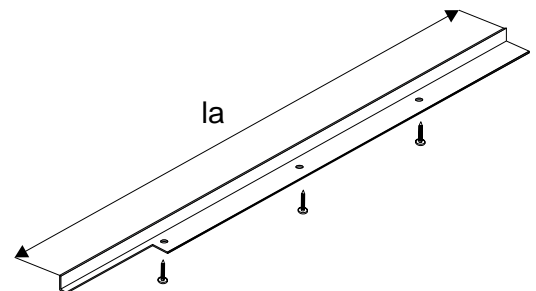


- when fitting handle profiles,  
do not use assembly  
adhesive

### Installation method for a handle 18 mm board



### Installation method for angle section 11 mm x 17 mm



## ATTENTION!

Handle profile should be 3 mm  
longer than board height

## WARNING!


SEVROLL does not bear any responsibility  
for deformation resulting from  
the application of improper quality of board  
(improper storage, improper humidity)

## SYSTEM

# DR I 8 LINE DR UNICOMFORT



Pull apart doors



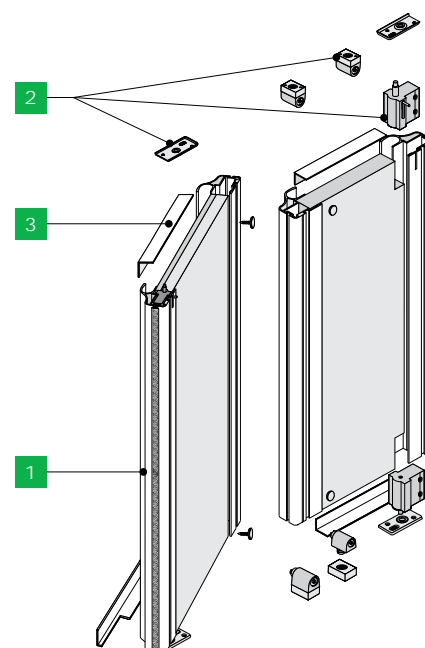
8 kg	14 kg	16 kg	25 kg	35 kg
40 kg	45 kg	50 kg	60 kg	70 kg
100 kg	120 kg			
10mm BOARD	16mm BOARD	18mm BOARD	16-40mm BOARD	16-50mm BOARD
BOARD-MIRROR	4mm MIRROR	4.5mm GLASS	6mm GLASS	8-12mm GLASS
PARTS	ONE PACK	PROGRAMME VICTORIA ABC	EASY BUY	

## CHARACTERISTICS

► Application	Pull apart doors
► Track	n/a
▼ Carriage system	n/a
► Top guide	Vertical hinge
► Bottom guide	Vertical hinge
► Construction	Board
► Filling thickness	18 mm
► Filling type	Board 18 mm, board 12 mm, mirror 4 mm
► Max. door load	25 kg
► Max. handle length	2.70 m
► Textile door stops	Yes
► Anti-dust brushes	n/a
► Sales programme	Components are available individually
► Decorative profile programme	n/a

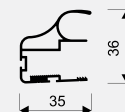

## USAGE

- Pull apart doors, built-in furniture, walk-in wardrobes, wardrobes, attics



Handle **UNICOMFORT II**

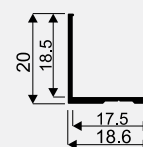
CODE	COLOUR	LENGTH (mm)	COLLECTIVE PACKAGING	PRICED PER	NET PRICE
02728	SILVER	2700	20	ITEM	
02726	LIGHT BROWN	2700	20	ITEM	
02729	GOLD	2700	20	ITEM	

Set for pull-apart doors  
**ZR-18 UNICOMFORT**

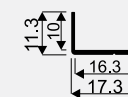
DESCRIPTION	CODE	for 1 wing
SET CODE		10096
Top Hinge	-	1 pc.
Bottom Hinge	-	1 pc.
Hinge seat	-	2 pcs
Magnetic catch	-	2 pcs
Catch seat	-	2 pcs
Screws	-	COLLECTIVE PACKAGE
Assembly instructions	-	1 copy

Angle section **ZW 20 x 18**

CODE	COLOUR	LENGTH (mm)	COLLECTIVE PACKAGING	PRICED PER	NET PRICE
00058	SILVER	1700	60	ITEM	
00052	LIGHT BROWN	1700	60	ITEM	
00061	GOLD	1700	60	ITEM	
00059	SILVER	2350	60	ITEM	
00053	LIGHT BROWN	2350	60	ITEM	
00062	GOLD	2350	60	ITEM	
00060	SILVER	3000	60	ITEM	
00054	LIGHT BROWN	3000	60	ITEM	
00063	GOLD	3000	60	ITEM	

Angle section **MINI 11 x 17**

CODE	COLOUR	LENGTH (mm)	COLLECTIVE PACKAGING	PRICED PER	NET PRICE
00102	SILVER	1700	120	ITEM	
00093	LIGHT BROWN	1700	120	ITEM	
00108	GOLD	1700	120	ITEM	
00103	SILVER	2350	120	ITEM	
00094	LIGHT BROWN	2350	120	ITEM	
00109	GOLD	2350	120	ITEM	
00104	SILVER	3000	120	ITEM	
00095	LIGHT BROWN	3000	120	ITEM	
00110	GOLD	3000	120	ITEM	







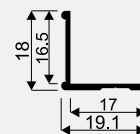
Angle section **K2 - Decor**



**DECOR**



CODE	COLOUR	LENGTH (mm)	COLLECTIVE PACKAGING	PRICED PER	NET PRICE
00078	SILVER	1700	60	ITEM	
00069	LIGHT BROWN	1700	60	ITEM	
00081	GOLD	1700	60	ITEM	
02934	LIGHT BROWN with brushed effect	1700	60	ITEM	
03462	BLACK with brushed effect	1700	60	ITEM	
03459	COGNAC with brushed effect	1700	60	ITEM	
00079	SILVER	2350	60	ITEM	
00070	LIGHT BROWN	2350	60	ITEM	
00082	GOLD	2350	60	ITEM	
02935	LIGHT BROWN with brushed effect	2350	60	ITEM	
03463	BLACK with brushed effect	2350	60	ITEM	
03460	COGNAC with brushed effect	2350	60	ITEM	
00080	SILVER	3000	60	ITEM	
00071	LIGHT BROWN	3000	60	ITEM	
00083	GOLD	3000	60	ITEM	
02936	LIGHT BROWN with brushed effect	3000	60	ITEM	
03464	BLACK with brushed effect	3000	60	ITEM	
03461	COGNAC with brushed effect	3000	60	ITEM	



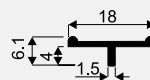
T profile **04 - Decor**



**DECOR**



CODE	COLOUR	LENGTH (mm)	COLLECTIVE PACKAGING	PRICED PER	NET PRICE
00691	SILVER	3000	60	ITEM	
00688	LIGHT BROWN	3000	60	ITEM	
00692	GOLD	3000	60	ITEM	



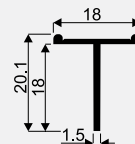
T profile **I8 - Decor**



**DECOR**



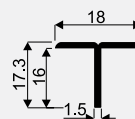
CODE	COLOUR	LENGTH (mm)	COLLECTIVE PACKAGING	PRICED PER	NET PRICE
01373	SILVER	3000	60	ITEM	
01370	LIGHT BROWN	3000	60	ITEM	
01374	GOLD	3000	60	ITEM	



T profile **ZW**



CODE	COLOUR	LENGTH (mm)	COLLECTIVE PACKAGING	PRICED PER	NET PRICE
00706	SILVER	3000	60	ITEM	
00703	LIGHT BROWN	3000	60	ITEM	
00707	GOLD	3000	60	ITEM	





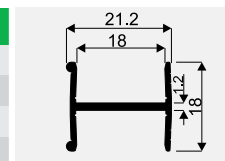
## H18 - Decor profile

18mm  
BOARD

DECOR



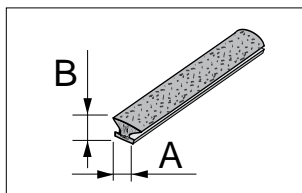
CODE	COLOUR	LENGTH (mm)	COLLECTIVE PACKAGING	PRICED PER	NET PRICE
00215	SILVER	3000	60	ITEM	
00212	LIGHT BROWN	3000	60	ITEM	
00216	GOLD	3000	60	ITEM	
02937	LIGHT BROWN with brushed effect	3000	60	ITEM	
03466	BLACK with brushed effect	3000	60	ITEM	
03465	COGNAC with brushed effect	3000	60	ITEM	



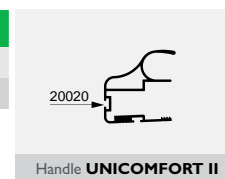
## Textile door stop



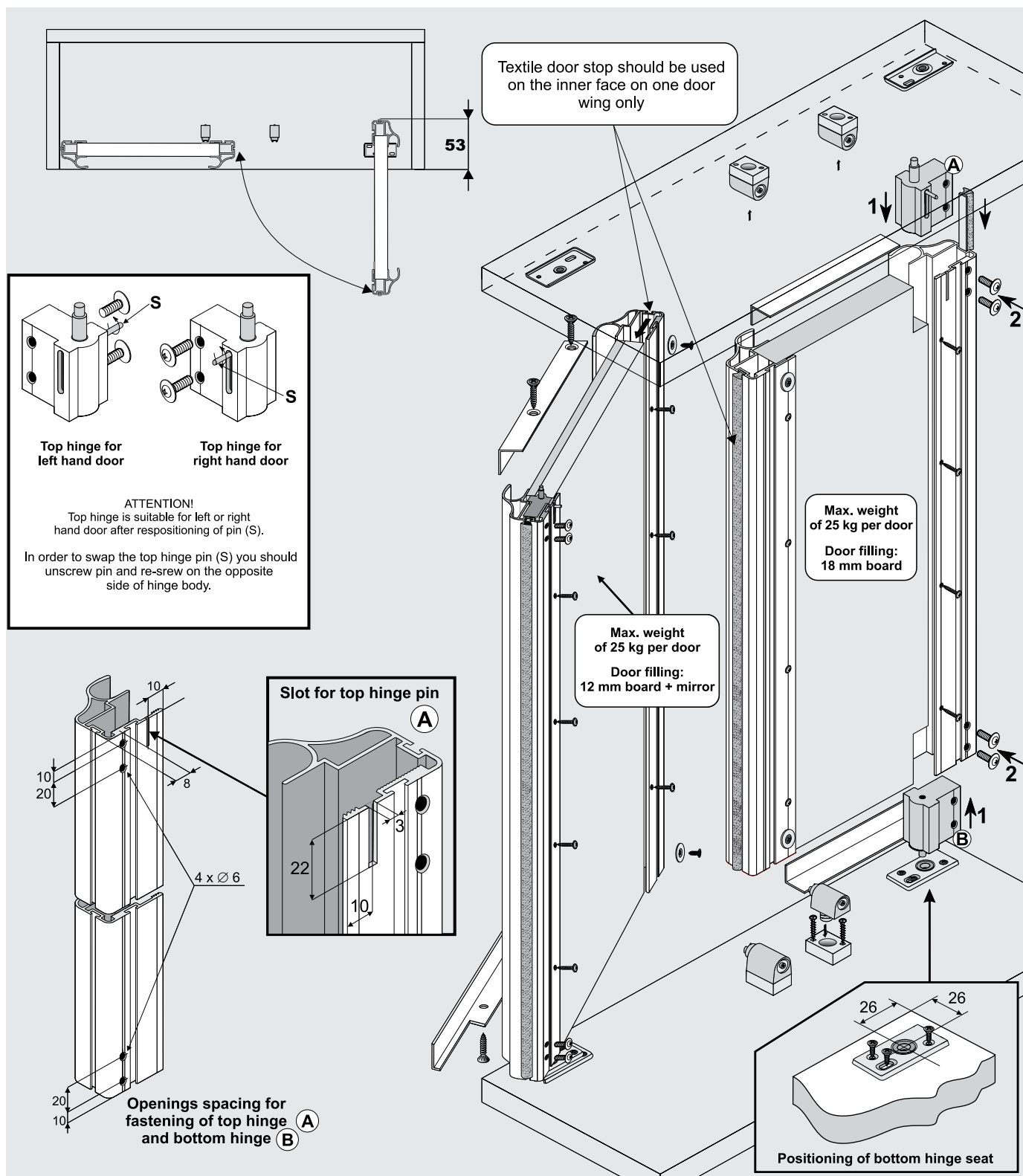
All brushes on page 372



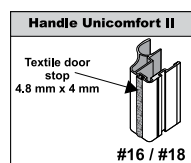
CODE	NAME	A (mm)	B (mm)	INSTALLATION	COLLECTIVE PACKAGING	PRICED PER	NET PRICE
20020	TEXTILE DOOR STOP	4.8	4	INSERTED	550	RUNNING METRE	
20225	TEXTILE DOOR STOP	4.8	4	INSERTED	10	COLLECTIVE PACKAGE (100 r.m.)	



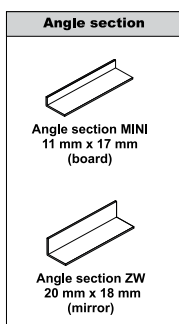
Handle UNICOMFORT II



## COMPONENTS



Length  
2.7 m



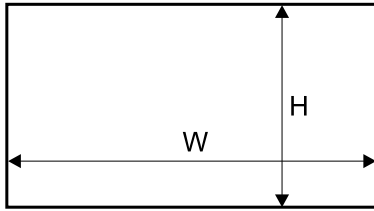
Length  
1.7 m, 2.35 m, 3 m

### Set for pull-apart door ZR18 Unicomfort

Top hinge	Bottom hinge	Hinge seat	Magnetic catch	Catch seat
Screw 3 x 16 (catch seat)		- 4 pcs		
Screw 2.5 x 16 (handle)		- 8 pcs		
Screw 3.5 x 16 (hinge seat)		- 6 pcs		

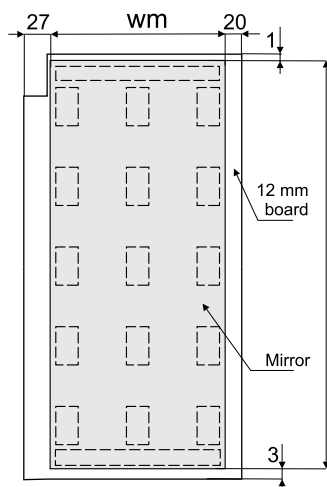
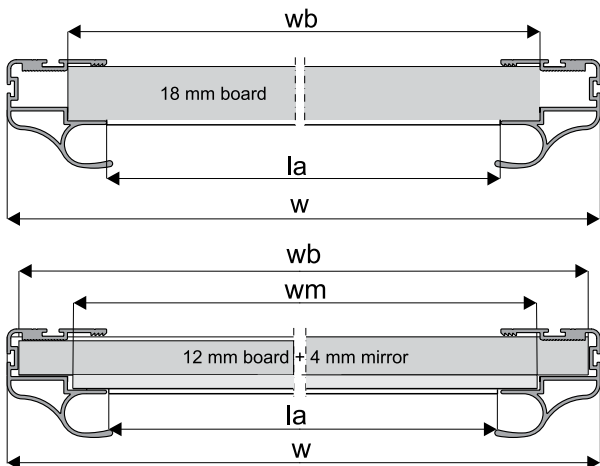


### Dimensions of opening



Handle length = door height

Door height	- h	$h = H - 14 \text{ mm}$
Board height	- hb	$hb = h - 3 \text{ mm}$
Single door system	Door width	- w
		$W = W - 6 \text{ mm}$
Two door system	Door width	- w
		$w = (W - 9 \text{ mm}) : 2$
18 mm board width	- wb	$wb = w - 40 \text{ mm}$
12 mm board width	- wb	$wb = w - 7 \text{ mm}$
Angle section length	- la	Determined after door construction



hm

### Mirror dimensions

Mirror height	- hm	$hm = hb_{12} - 4 \text{ mm}$
Mirror width	- wm	$wm = wb_{12} - 47 \text{ mm}$

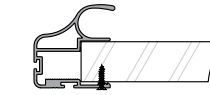
Broken line indicates recommended positioning of double-sided tape.

### ATTENTION:

Board to mirror contact area should be free from dirt and grease before applying double-sided tape.

- When fitting handle profiles, do not use assembly adhesive.
- The tapped handle screw to the plate with screws according to instructions

### Installation method for handle with 18 mm board

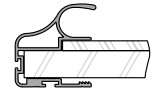


handle UNICOMFORT II

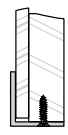


Angle section 11 mm x 17 mm (board)

### Installation method for handle with 12 mm board and 4 mm mirror

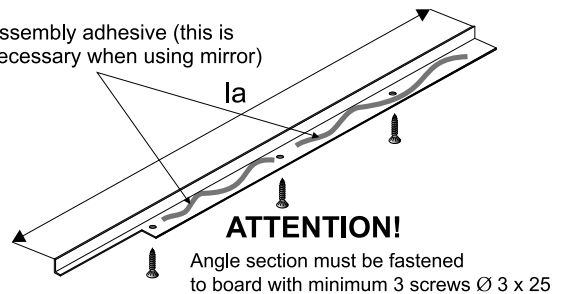


handle UNICOMFORT II

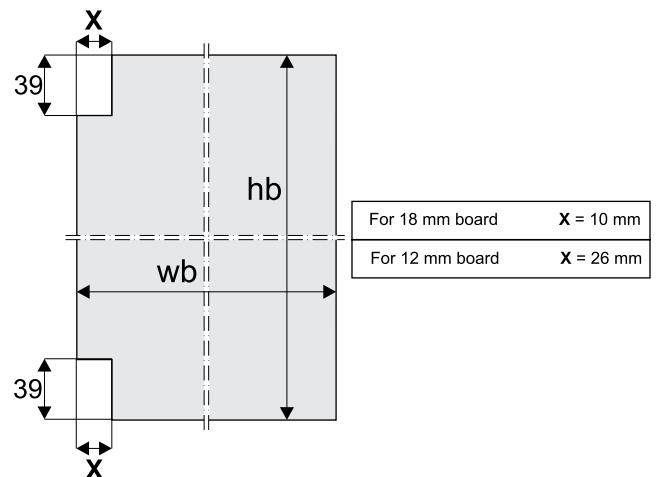


Angle section 20 mm x 18 mm (mirror)

Assembly adhesive (this is necessary when using mirror)



### Board cut for carriage and hinge



### ATTENTION!

Handle profile should be 2 mm longer than board height

### WARNING


SEVROLL does not bear any responsibility for deformation resulting from the application of improper quality of boards (improper storage, improper humidity)

# SYSTEM DR OXFORD

Pull apart doors



8 kg	14 kg	16 kg	22 kg	35 kg
40 kg	45 kg	50 kg	60 kg	70 kg
100 kg	120 kg			
10mm BOARD	16mm BOARD	18mm BOARD	16-40mm BOARD	16-50mm BOARD
BOARD+ MIRROR	4mm MIRROR	4.5mm GLASS	6mm GLASS	8-12mm GLASS
PARTS	ONE PACK	ABC	EASY BUY	

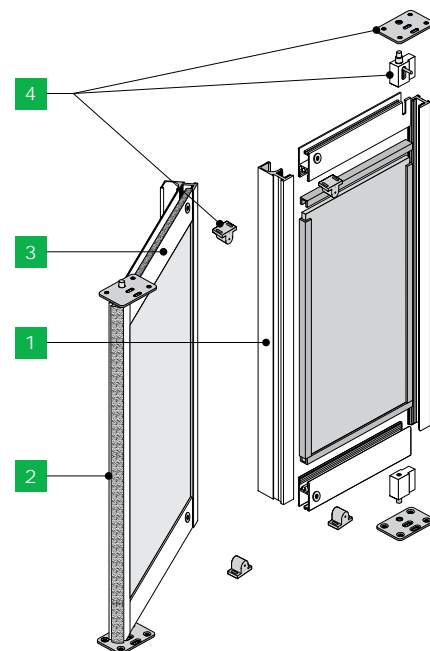


## CHARACTERISTICS

► Application	Pull apart doors
► Track	n/a
▼ Carriage system	n/a
► Top guide	Vertical hinge
► Bottom guide	Vertical hinge
► Construction	Frame
► Filling thickness	10 mm
► Filling type	10 mm MFC or 4.5 mm safety glass or 4 mm mirror
► Max. door load	22 kg
► Max. handle length	2.70 m
► Textile door stops	Yes
► Anti-dust brushes	n/a
► Sales programme	ONE PACK + components are available individually
► Decorative profile programme	DECOR

## USAGE

- Pull apart doors, built-in furniture, walk-in wardrobes, wardrobes, attics





Handle **OXFORD**

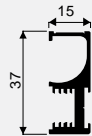


**DECOR**

1



CODE	COLOUR	LENGTH (mm)	COLLECTIVE PACKAGING	PRICED PER	NET PRICE
02385	SILVER	2700	20	ITEM	
02386	LIGHT BROWN	2700	20	ITEM	
02387	GOLD	2700	20	ITEM	



Outer profile **OXFORD**

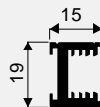


**DECOR**

2



CODE	COLOUR	LENGTH (mm)	COLLECTIVE PACKAGING	PRICED PER	NET PRICE
02388	SILVER	2700	20	ITEM	
02389	LIGHT BROWN	2700	20	ITEM	
02390	GOLD	2700	20	ITEM	



Horizontal strip **OXFORD**

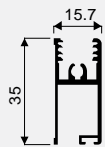


**DECOR**

3



CODE	COLOUR	LENGTH (mm)	COLLECTIVE PACKAGING	PRICED PER	NET PRICE
02391	SILVER	1600	12	ITEM	
02392	LIGHT BROWN	1600	12	ITEM	
02393	GOLD	1600	12	ITEM	



Set for pull-apart doors  
**ZR OXFORD**



4



DESCRIPTION	CODE	for 1 wing
SET CODE		10100
Top hinge	-	1 pc.
Bottom hinge	-	1 pc.
Hinge seat	-	4 pcs
Magnetic catch	-	2 pcs
Screws	-	COLLECTIVE PACKAGE
Assembly instructions	-	1 copy
	NET PRICE	

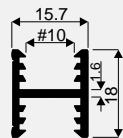
H10 - Decor profile



**DECOR**



CODE	COLOUR	LENGTH (mm)	COLLECTIVE PACKAGING	PRICED PER	NET PRICE
01617	SILVER	3000	30	ITEM	
01616	LIGHT BROWN	3000	30	ITEM	
01618	GOLD	3000	30	ITEM	







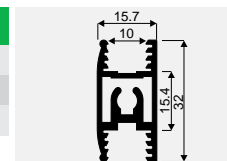
## H30 - Decor profile



DECOR

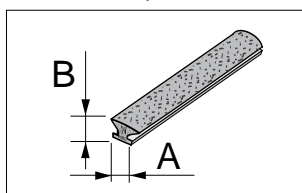


CODE	COLOUR	LENGTH (mm)	COLLECTIVE PACKAGING	PRICED PER	NET PRICE
00222	SILVER	3000	20	ITEM	
00219	LIGHT BROWN	3000	20	ITEM	
00223	GOLD	3000	20	ITEM	

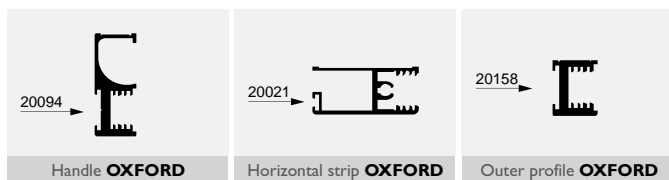


## Textile door stop

**i** All brushes on page 372

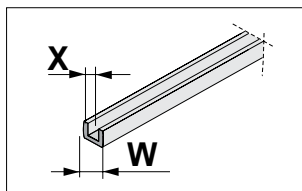


CODE	NAME	A (mm)	B (mm)	INSTALLATION	COLLECTIVE PACKAGING	PRICED PER	NET PRICE
20021	TEXTILE DOOR STOP	4.8	6	INSERTED	400	RUNNING METRE	
20294	TEXTILE DOOR STOP	14.5	4	INSERTED	200	RUNNING METRE	
20224	TEXTILE DOOR STOP	14.5	4	INSERTED	10	COLLECTIVE PACKAGE (60 r.m.)	
20158	TEXTILE DOOR STOP	14.5	6	INSERTED	200	RUNNING METRE	



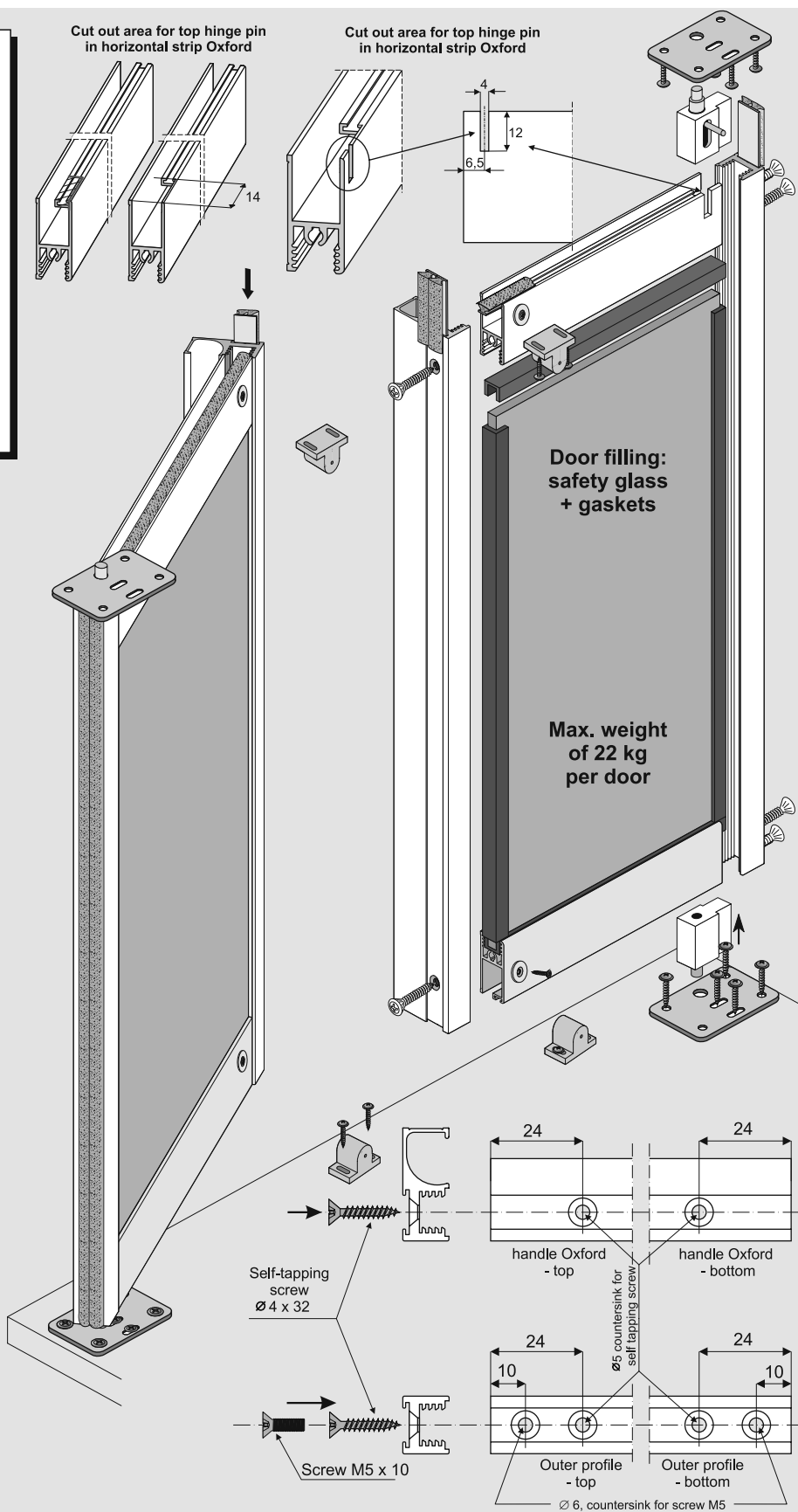
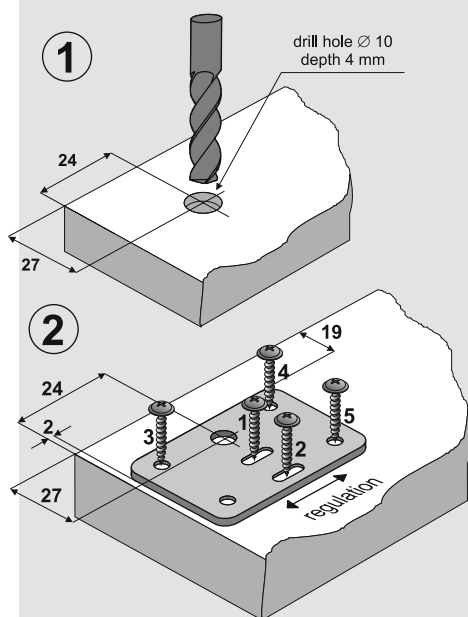
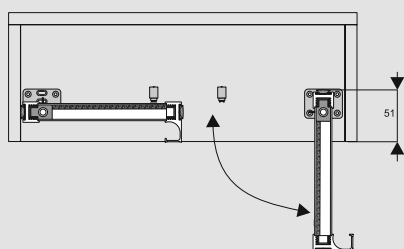
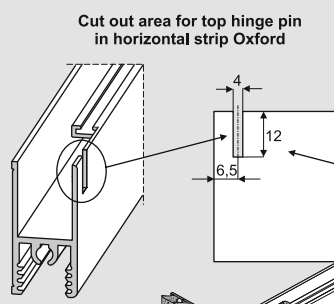
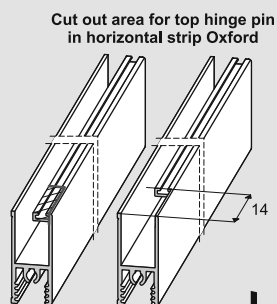
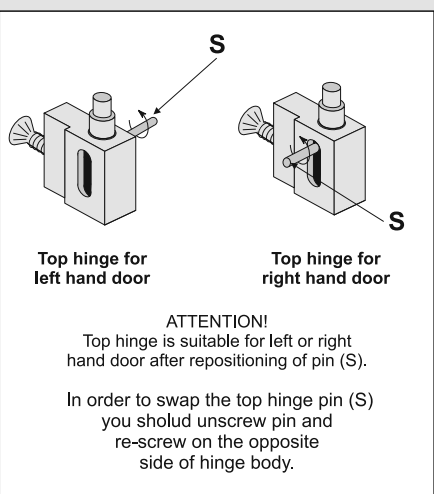
## GASKET

**i** All gaskets on page 372



CODE	X (mm)	W (mm)	COLLECTIVE PACKAGING	PRICED PER	NET PRICE
20031	4	10	100	RUNNING METRE	
20032	4.5	10	100	RUNNING METRE	
20033	6	10	100	RUNNING METRE	
20098	6.4	10	100	RUNNING METRE	
20052	8	10	100	RUNNING METRE	





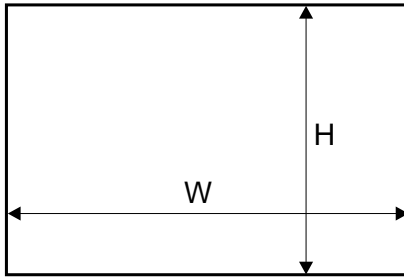
## COMPONENTS

Handle OXFORD	Outer profile OXFORD	Horizontal strip OXFORD	Set for pull-apart doors ZR OXFORD			
<p>Textile door stop 14.5 mm x 4 mm (inserted) or Textile door stop 14.5 mm x 6 mm (inserted)</p> <p>Length 2.7 m</p>	<p>Textile door stop 14.5 mm x 6 mm (inserted)</p> <p>Length 2.7 m</p>	<p>Textile door stop 4.8 mm x 6 mm (inserted)</p> <p>Length 1.6 m</p>	<p>Top hinge</p>	<p>Bottom hinge</p>	<p>Hinge seat x2</p>	<p>Magnetic catch x2</p>
			<p>Screw 2.5 x 16 (hinge seat) - 10 pcs</p> <p>Self tapping screw 4.2 x 32 (frame assembly) - 4 pcs</p>			



## Size calculation method for board for system DR OXFORD

Dimensions of opening

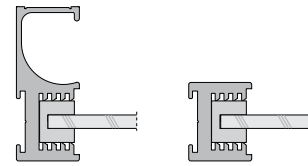


handle length = door height

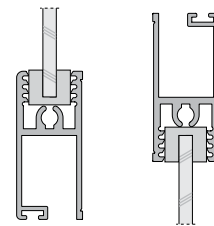
door height	- h	$h = H - 10 \text{ mm}$
glass height	- hg	$hg = h - 59 \text{ mm}$
<b>single door system</b>	door width - w	$w = W - 8 \text{ mm}$
<b>two door system</b>	door width - w	$w = (W - 13 \text{ mm}) : 2$
glass width	- wg	$wg = w - 16 \text{ mm}$
horizontal strip length	- Pz	$Pz = w - 27.5 \text{ mm}$

## Installation method for fitting safety glass in OXFORD profiles

Vertical profiles

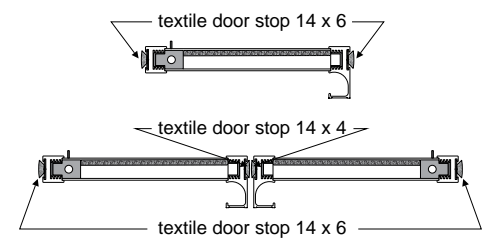


Horizontal strip

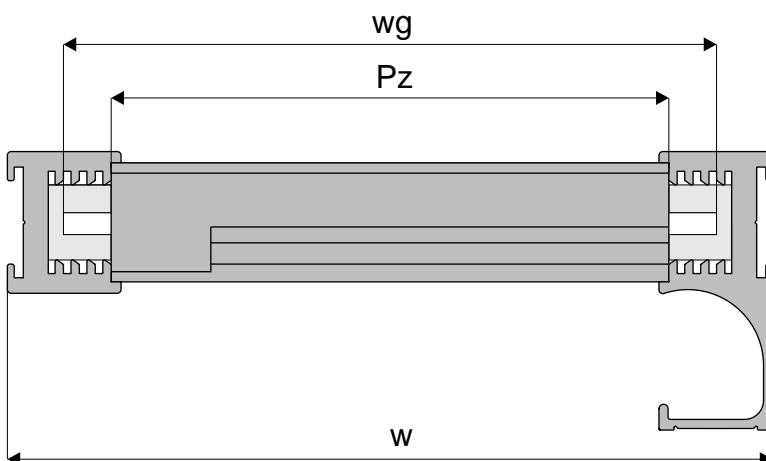


## IMPORTANT INFORMATION

- in single door systems, we use 14 x 6 mm textile door stop for both outer profile and handle OXFORD
- in two door systems, we use 14 x 6 mm textile door stop for outer profile and 14 x 4 mm textile door stop for handle OXFORD

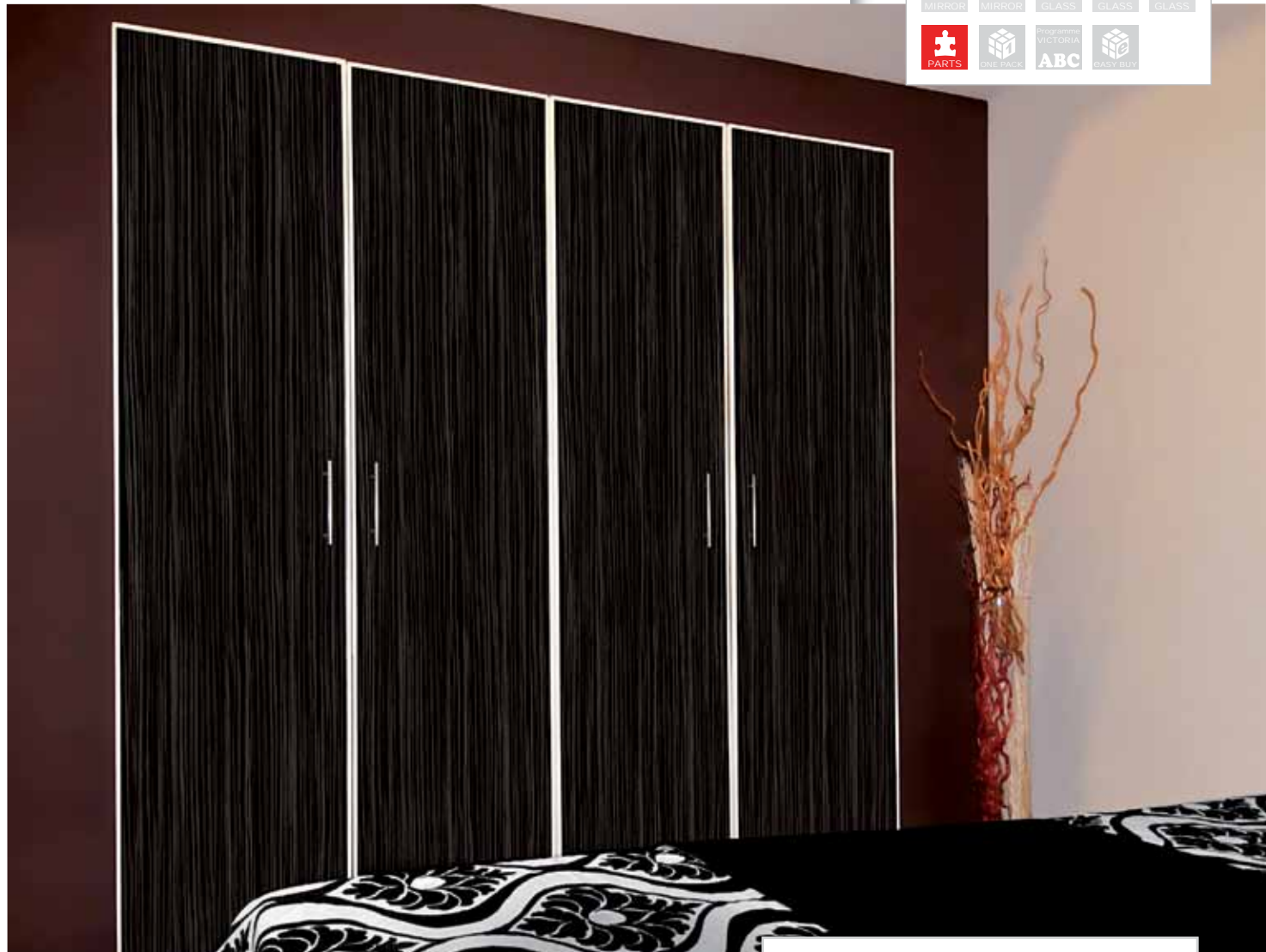


- 4.8 x 6 mm textile door stop should be inserted in horizontal strips prior to door assembly
- OXFORD system profiles are suitable for use with our decorative foil programme – DECOR



# SYSTEM DR FRAME LINE

Pull apart doors



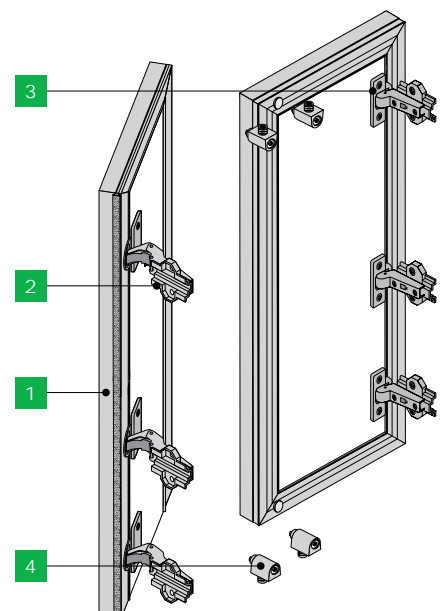
8 kg	14 kg	16 kg	25 kg	35 kg
40 kg	45 kg	50 kg	60 kg	70 kg
100 kg	120 kg			
10mm BOARD	16mm BOARD	18mm BOARD	16-40mm BOARD	16-50mm BOARD
BOARD+MIRROR	4mm MIRROR	4.5mm GLASS	6mm GLASS	8-12mm GLASS
PARTS	ONE PACK	PROGRAMME VICTORIA ABC	BASY BUY	

## CHARACTERISTICS

► Application	Pull apart doors
► Track	n/a
▼ Carriage system	n/a
► Top guide	Vertical hinge
► Bottom guide	Vertical hinge
► Construction	Frame
► Filling thickness	18 mm
► Filling type	Board 18 mm
► Max. door load	16 kg (4 hinges)
► Max. handle length	2.70 m
► Textile door stops	Yes
► Anti-dust brushes	n/a
► Sales programme	Components are available individually
► Decorative profile programme	n/a

## USAGE

- Pull apart doors, built-in furniture, walk-in wardrobes, wardrobes, attics





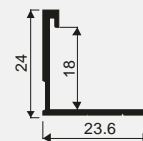
Frame  
**L24 SECRET LINE II**



1a



CODE	COLOUR	LENGTH (mm)	COLLECTIVE PACKAGING	PRICED PER	NET PRICE
02550	SILVER	2700	60	ITEM	
02549	LIGHT BROWN	2700	60	ITEM	
02551	GOLD	2700	60	ITEM	



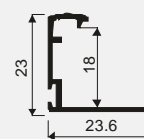
Frame  
**L24 SLIM LINE**



1b



CODE	COLOUR	LENGTH (mm)	COLLECTIVE PACKAGING	PRICED PER	NET PRICE
01598	SILVER	2700	20	ITEM	
01706	LIGHT BROWN	2700	20	ITEM	
01707	GOLD	2700	20	ITEM	



Mounting plate **BLUM**

2



CODE	COLLECTIVE PACKAGING	PRICED PER	NET PRICE
133-210	500	ITEM	

Overlay hinge **BLUM** fi35 (71M2550)

3a



CODE	COLLECTIVE PACKAGING	PRICED PER	NET PRICE
133-226	250	ITEM	

Half overlay hinge **BLUM** fi35 (71M2650)

3b



CODE	COLLECTIVE PACKAGING	PRICED PER	NET PRICE
133-236	250	ITEM	





SYSTEM

## DR FRAME LINE

Basic system components

Inset hinge **BLUM** fi35 (71M2750)

CODE	COLLECTIVE PACKAGING	PRICED PER	NET PRICE
133-266	250	ITEM	

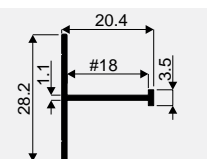
Magnetic catch



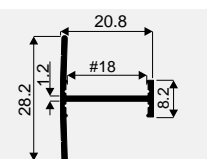
CODE	COLLECTIVE PACKAGING	PRICED PER	NET PRICE
20120	100	ITEM	

**H04/18** profile

CODE	COLOUR	LENGTH (mm)	COLLECTIVE PACKAGING	PRICED PER	NET PRICE
01710	SILVER	3000	60	ITEM	
01711	LIGHT BROWN	3000	60	ITEM	
01712	GOLD	3000	60	ITEM	

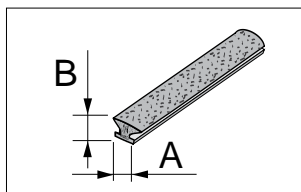
**H08/18** profile

CODE	COLOUR	LENGTH (mm)	COLLECTIVE PACKAGING	PRICED PER	NET PRICE
00199	SILVER	3000	60	ITEM	
01877	LIGHT BROWN	3000	60	ITEM	
01878	GOLD	3000	60	ITEM	

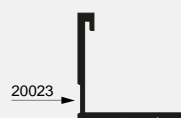
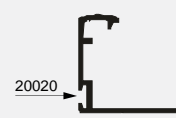


Textile door stop

All brushes on page 372

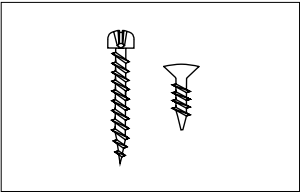


CODE	NAME	A (mm)	B (mm)	INSTALLATION	COLLECTIVE PACKAGING	PRICED PER	NET PRICE
20020	TEXTILE DOOR STOP	4.8	4	INSERTED	550	RUNNING METRE	
20225	TEXTILE DOOR STOP	4.8	4	INSERTED	10	COLLECTIVE PACKAGE (50 r.m.)	
20023	TEXTILE DOOR STOP	4.8	4	SELF-ADHESIVE	550	RUNNING METRE	
20228	TEXTILE DOOR STOP	4.8	4	SELF-ADHESIVE	10	COLLECTIVE PACKAGE (50 r.m.)	

Handle **SECRET LINE II**Handle **SLIM LINE**

Screw **UNIX**

 Collective package contains 100 screws



CODE	NAME	DIMENSIONS (mm)	COLLECTIVE PACKAGING	PRICED PER	NET PRICE
20108	Screw UNIX	3.5 x 16	100	COLLECTIVE PACKAGE	
20066	Screw UNIX	2.5 x 16	100	COLLECTIVE PACKAGE	

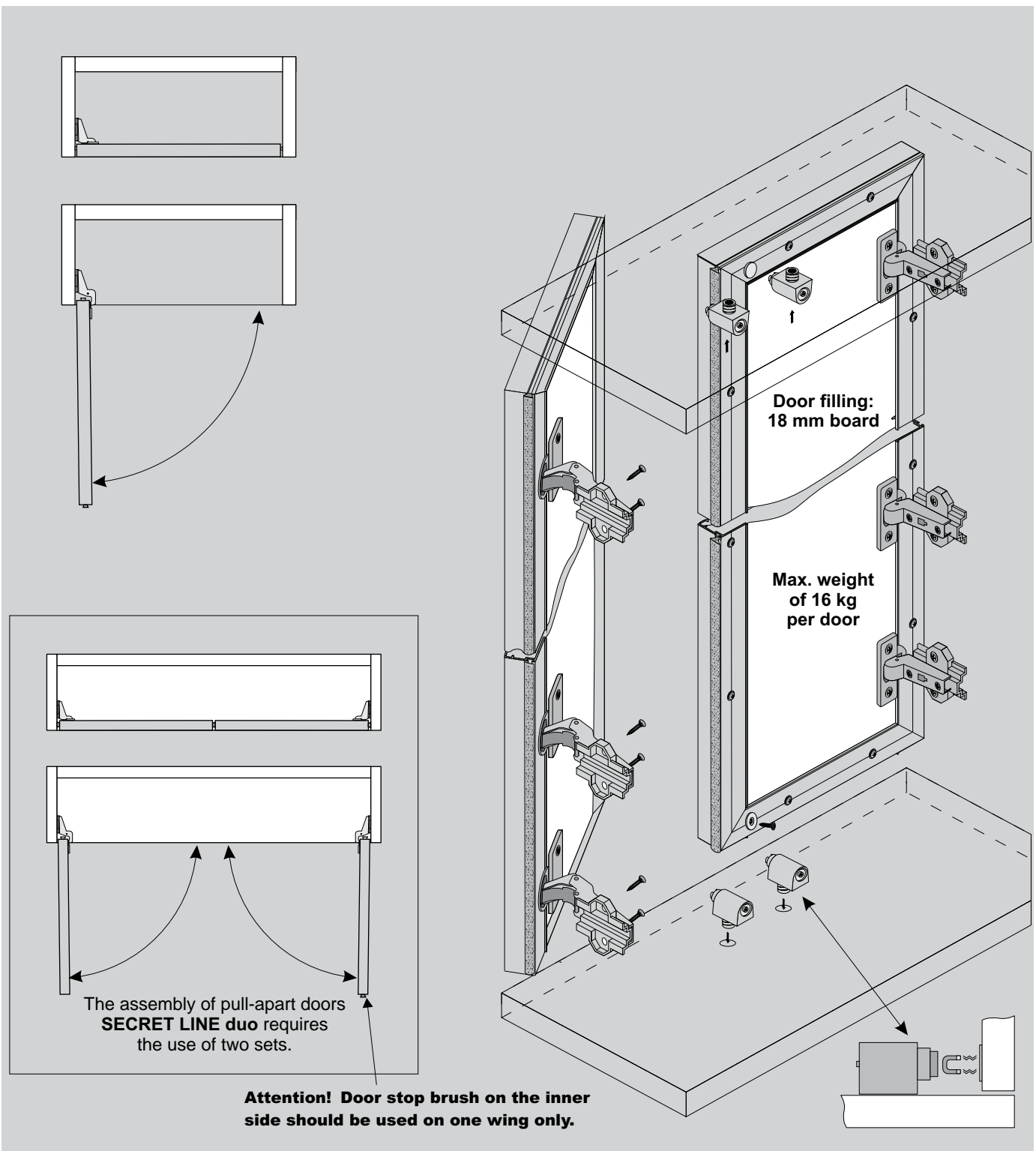




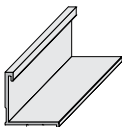
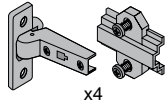
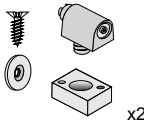
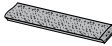

LINE

## DR SECRET LINE

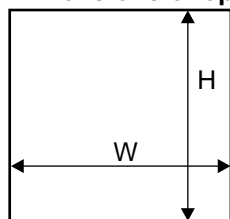
Installation method for line **DR SECRET LINE**  
in system DR FRAME LINE



## COMPONENTS

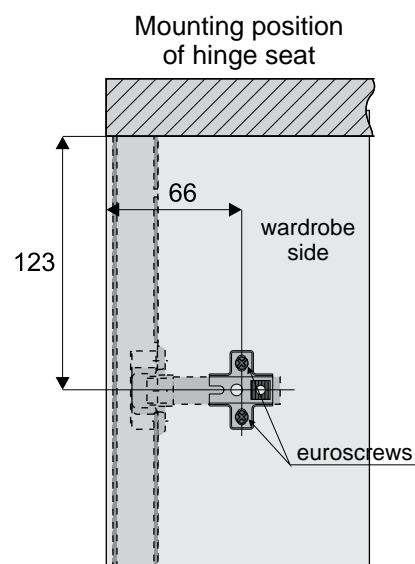
Frame L24 Secret Line II	Internal hinge seat	Magnetic catch	Textile door stop self-adhesive 4.8 mm x 4 mm	Screws
				
Length 2.7 m				screw 3.5 x 16 (hinge) x 8 pcs screw 2.5 x 16 (frame) x 14 pcs

### Dimensions of opening



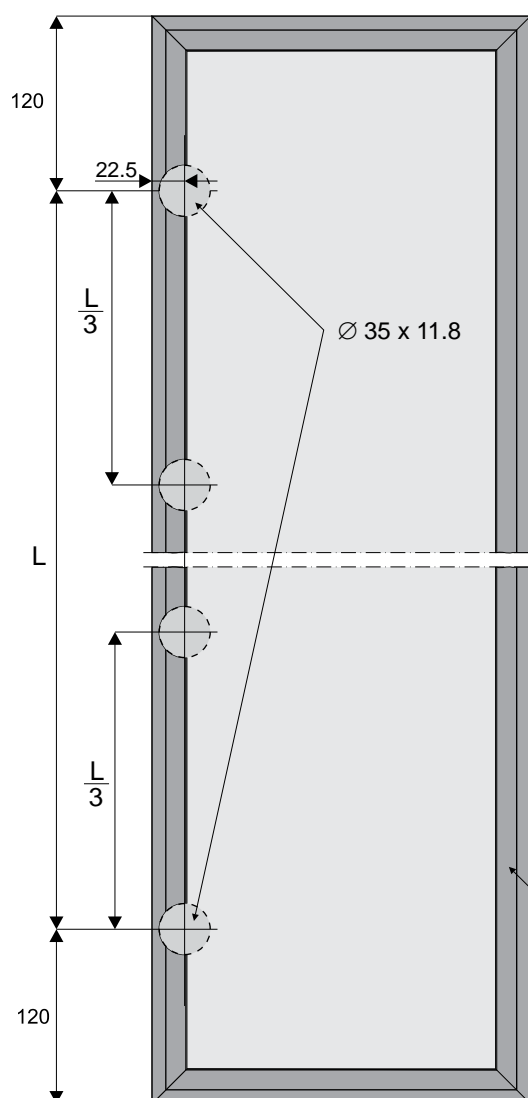
door height		- h	$h = H - 6 \text{ mm}$
board height		- hb	$hb = h - 3 \text{ mm}$
<b>single door system</b>	door width	- w	$w = W - 6 \text{ mm}$
<b>two door system</b>	door width	- w	$w = (W - 9 \text{ mm}) : 2$
board width		- wb	$wb = d - 3 \text{ mm}$

**The weight 1 m<sup>2</sup> of 18 mm board = 13 kg**

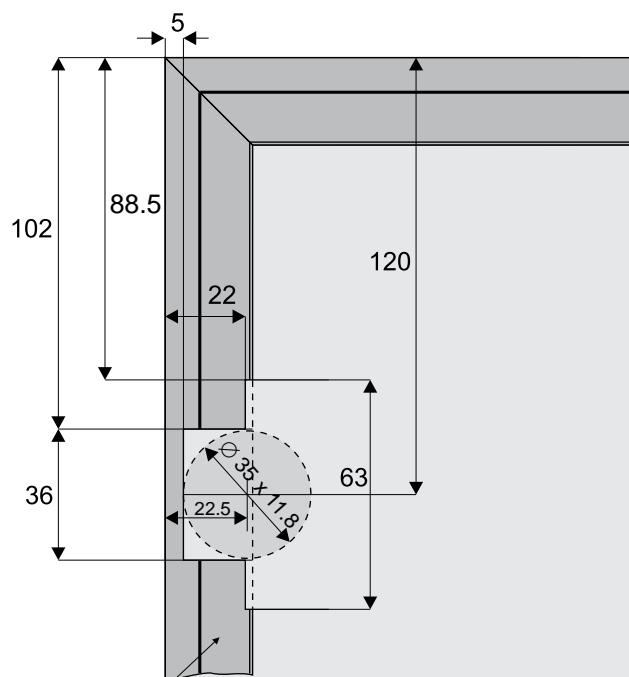


Max. weight of 4 kg  
per 1 hinge

### Method for positioning hinge recesses



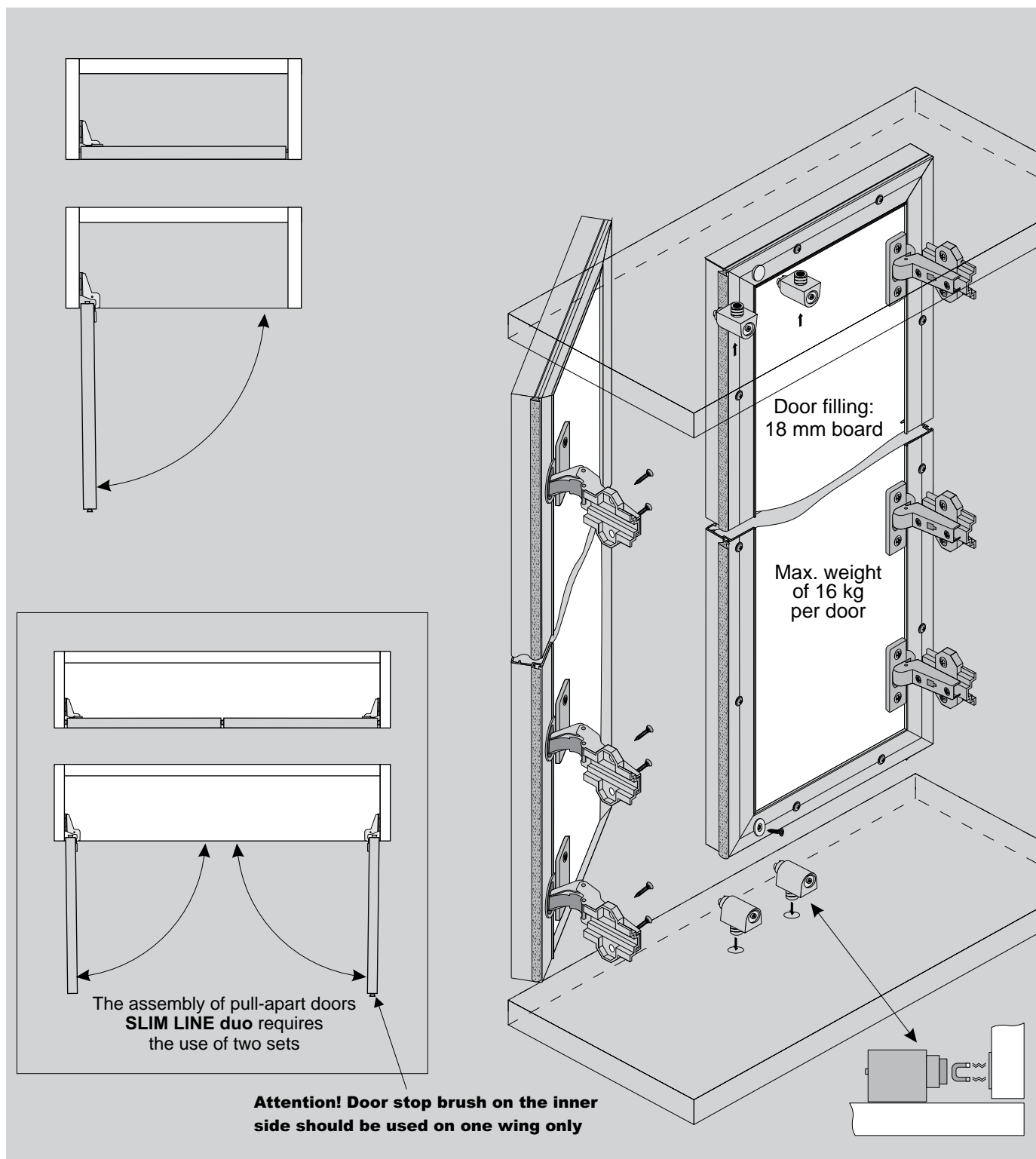
The drawing below shows an alternative method  
(when it is not possible to cut  
Ø 35 mm openings in the aluminium profiles)




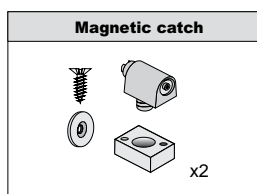
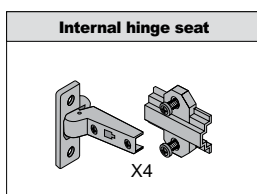
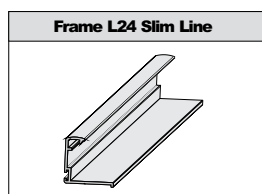
frame SECRET LINE II



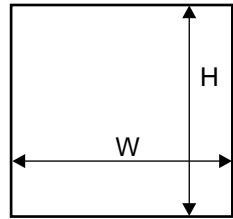
LINE

**DR SLIM LINE**
**Installation method for line DR SLIM LINE**  
 in system DR FRAME LINE


## COMPONENTS

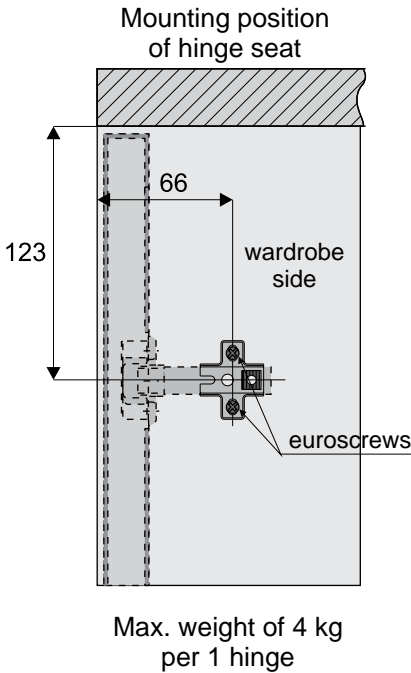


Dimensions of opening

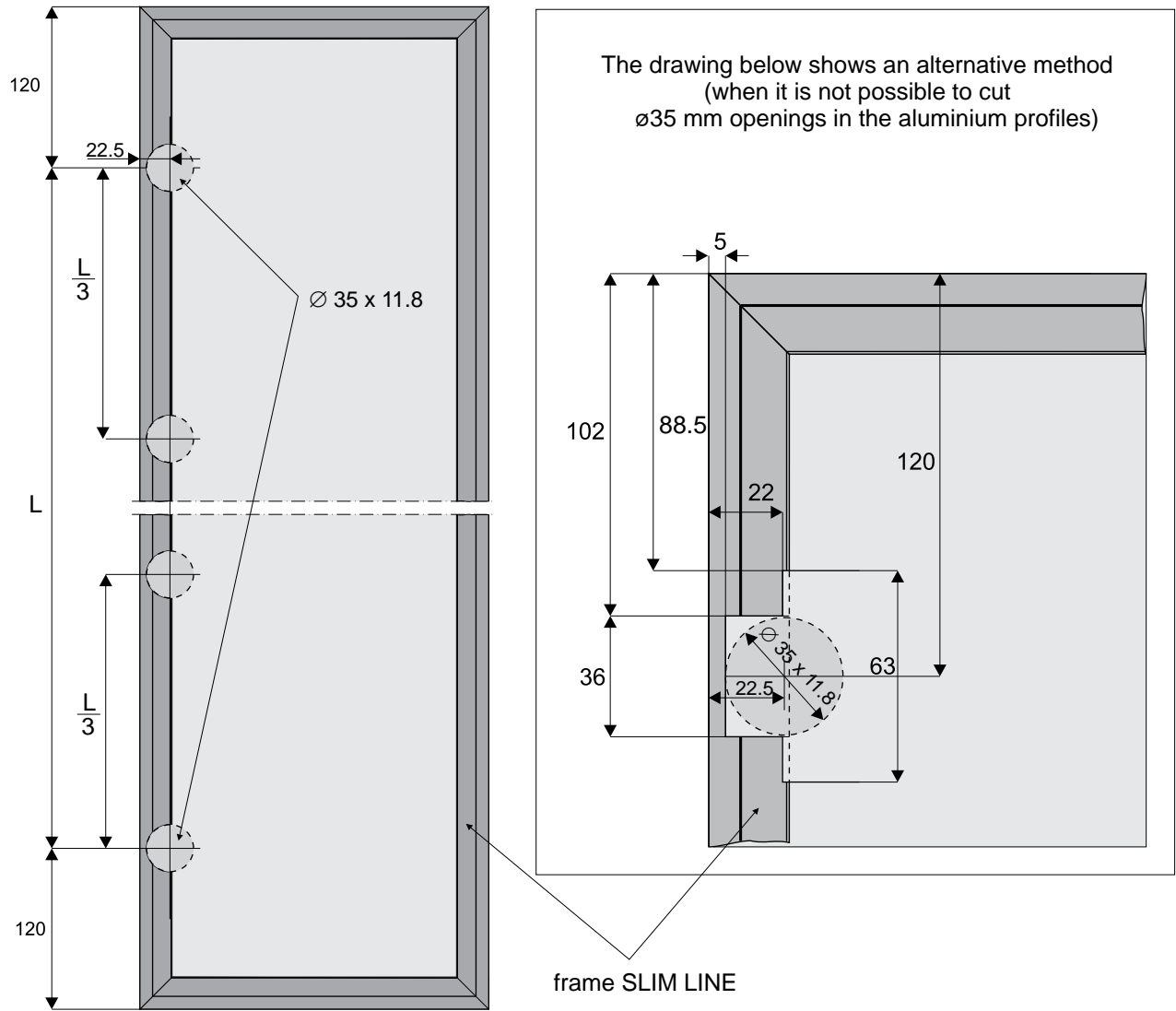


door height		- h	$h = H - 6 \text{ mm}$
board height		- hb	$hb = h - 6 \text{ mm}$
single door system	door width	- w	$w = W - 6 \text{ mm}$
	door width	- w	$w = (W - 8 \text{ mm}) : 2$
board width		- wb	$wb = w - 6 \text{ mm}$

The weight of 1m<sup>2</sup> of 18 mm board = 13 kg



Method for positioning hinge recesses






## SYSTEM

## DR FRAME MINI

Pull apart doors



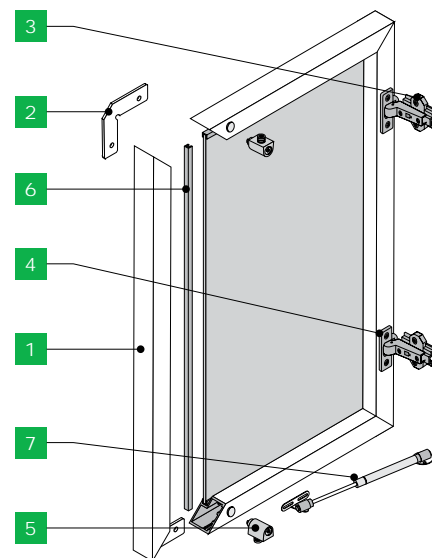
8 kg	14 kg	16 kg	25 kg	35 kg
40 kg	45 kg	50 kg	60 kg	70 kg
100 kg	120 kg			
10mm BOARD	16mm BOARD	18mm BOARD	16-40mm BOARD	16-50mm BOARD
BOARD+MIRROR	4mm MIRROR	4.5mm GLASS	6mm GLASS	8-12mm GLASS
PARTS	ONE PACK	PROGRAMME VICTORIA ABC	BASY BUY	

## CHARACTERISTICS

► Application	Pull apart doors
► Track	n/a
▼ Carriage system	n/a
► Top guide	Concealed hinge Mini
► Bottom guide	Concealed hinge Mini
► Construction	Frame
► Filling thickness	4 mm
► Filling type	4 mm glass
► Max. door load	8 kg (for 2 hinges)
► Max. handle length	4.00 m
► Textile door stops	n/a
► Anti-dust brushes	n/a
► Sales programme	Components are available individually
► Decorative profile programme	n/a

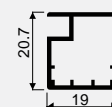
## USAGE

- Cabinet furniture (kitchen, pharmaceutical, standing wardrobes, wall hung cabinets etc.)
- Pull apart doors, built-in furniture, walk-in wardrobes, wardrobes, attics



Frame **S01**

CODE	COLOUR	LENGTH (mm)	COLLECTIVE PACKAGING	PRICED PER	NET PRICE
03008	SILVER	4000	24	ITEM	
03967	LIGHT BROWN with brushed effect	4000	24	ITEM	

Joiner 16 x 45 (**S01**)

CODE	COLLECTIVE PACKAGING	PRICED PER	NET PRICE
20008	250	ITEM	

Mounting plate **BLUM**

CODE	COLLECTIVE PACKAGING	PRICED PER	NET PRICE
133-210	500	ITEM	

Overlay hinge **BLUM** Mini (71T950A)

CODE	COLLECTIVE PACKAGING	PRICED PER	NET PRICE
133-328	50	ITEM	

Half overlay hinge **BLUM** Mini (71T960A)

CODE	COLLECTIVE PACKAGING	PRICED PER	NET PRICE
133-314	50	ITEM	

Inset hinge **BLUM** Mini (71T970A)

4C



CODE	COLLECTIVE PACKAGING	PRICED PER	NET PRICE
133-234	50	ITEM	

Magnetic catch

5

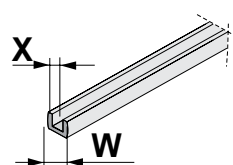


CODE	COLLECTIVE PACKAGING	PRICED PER	NET PRICE
20120	100	ITEM	

Gasket for frame **S01/S02**

4.5mm GLASS

6



CODE	X (mm)	W (mm)	COLLECTIVE PACKAGING	PRICED PER	NET PRICE
20034	4.5	5	200	RUNNING METRE	

Lid stay

7



CODE	KG	COLLECTIVE PACKAGING	PRICED PER	NET PRICE
20091 (N50)	5	100	ITEM	
20134 (N60)	6	100	ITEM	
20127 (N80)	8	100	ITEM	
20128 (N120)	12	100	ITEM	

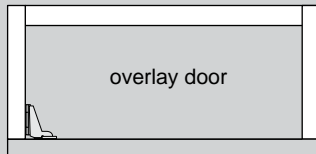
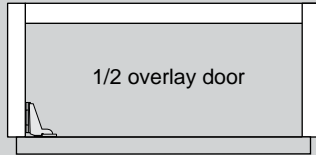
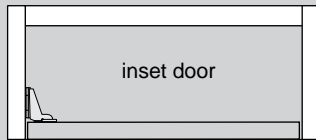
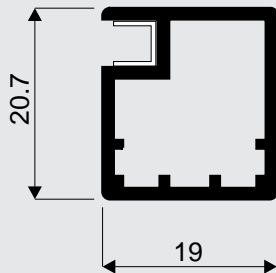
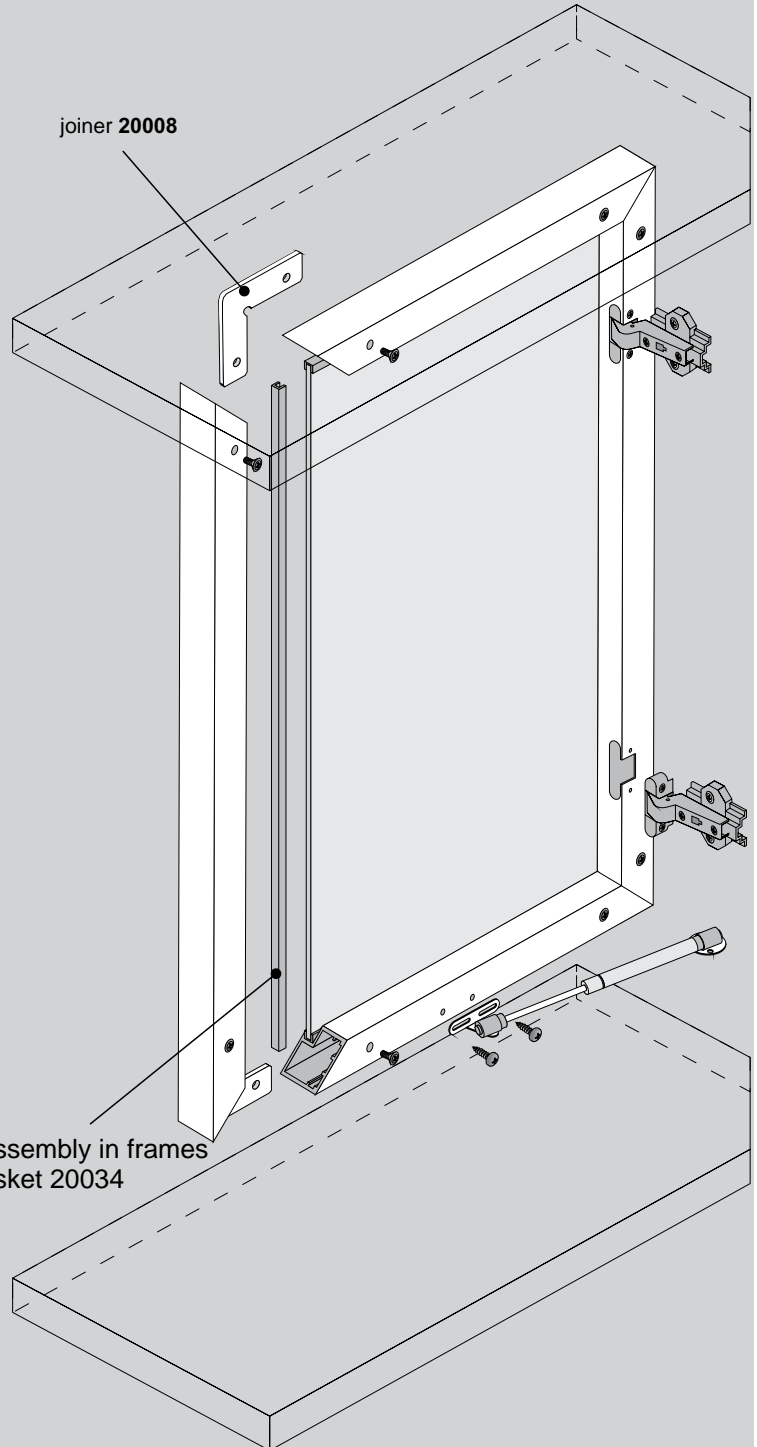


TABLE 1



frame S01

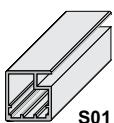
glass assembly in frames  
with gasket 20034



Creation of furniture fronts in this system requires detailed knowledge about fitting technology and an adequate technical background. It is necessary to undergo specialist training.

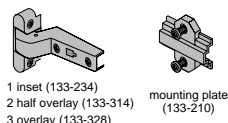
## COMPONENTS

### Frame profile

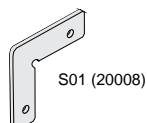


Length  
4.0 m

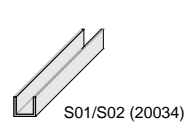
### Special hinge + mounting plate



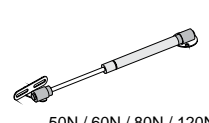
### Joiner for frame profiles 04 and S01



### Gasket for frame profiles S01/S02



### Lid stay




# SYSTEM DR FRAME

Pull apart doors



8 kg	14 kg	16 kg	25 kg	35 kg
40 kg	45 kg	50 kg	60 kg	70 kg
100 kg	120 kg			
10mm BOARD	16mm BOARD	18mm BOARD	16-40mm BOARD	16-50mm BOARD
BOARD-MIRROR	4mm MIRROR	4,5mm GLASS	6mm GLASS	8-12mm GLASS
PARTS	ONE-PAK	ABC	BASY-BUY	

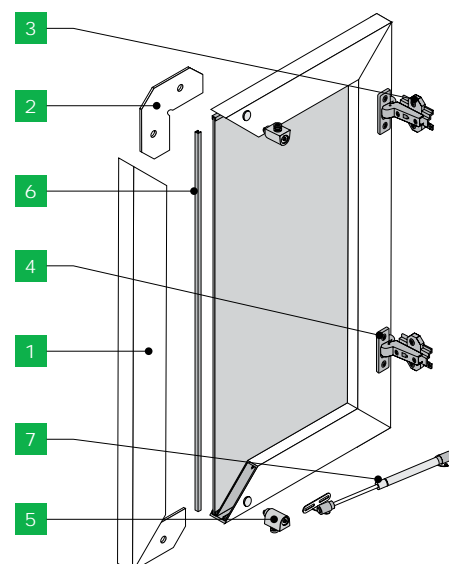


## CHARACTERISTICS

► Application	Pull apart doors
► Track	n/a
▼ Carriage system	n/a
► Top guide	Concealed hinge
► Bottom guide	Concealed hinge
► Construction	Frame
► Filling thickness	4 mm
► Filling type	4 mm glass
► Max. door load	8 kg (for 2 hinges)
► Max. handle length	4.00 m
► Textile door stops	n/a
► Anti-dust brushes	n/a
► Sales programme	Components are available individually
► Decorative profile programme	n/a

## USAGE

- Cabinet furniture (kitchen, pharmaceutical, standing wardrobes, wall hung cabinets etc.)
- Pull apart doors, built-in furniture, walk-in wardrobes, wardrobes, attics






Frame **S02**



1a



CODE	COLOUR	LENGTH (mm)	COLLECTIVE PACKAGING	PRICED PER	NET PRICE
03002	SILVER	4000	12	ITEM	
03968	LIGHT BROWN <small>with brushed effect</small>	4000	12	ITEM	



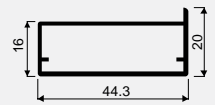
Frame **S03**



1b



CODE	COLOUR	LENGTH (mm)	COLLECTIVE PACKAGING	PRICED PER	NET PRICE
03005	SILVER	4000	12	ITEM	
03969	LIGHT BROWN <small>with brushed effect</small>	4000	12	ITEM	



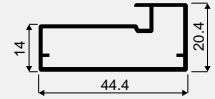
Frame **S04**



1c



CODE	COLOUR	LENGTH (mm)	COLLECTIVE PACKAGING	PRICED PER	NET PRICE
03408	SILVER	4000	12	ITEM	
03970	LIGHT BROWN <small>with brushed effect</small>	4000	12	ITEM	



Joiner for frame **S02**, **S03** and **S04**

2



CODE	COLLECTIVE PACKAGING	PRICED PER	NET PRICE
20010	250	ITEM	



Mounting plate **BLUM**

3



CODE	COLLECTIVE PACKAGING	PRICED PER	NET PRICE
133-210	500	ITEM	

Overlay hinge **BLUM** fi26 (71T0550)

4a



CODE	COLLECTIVE PACKAGING	PRICED PER	NET PRICE
133-364	250	ITEM	

Half overlay hinge **BLUM** fi26 (71T0650)

4b



CODE	COLLECTIVE PACKAGING	PRICED PER	NET PRICE
133-360	250	ITEM	

Inset hinge **BLUM** fi26 (71T0750)

4c



CODE	COLLECTIVE PACKAGING	PRICED PER	NET PRICE
133-313	250	ITEM	

Overlay hinge **BLUM** fi35 (71M2550)

CODE	COLLECTIVE PACKAGING	PRICED PER	NET PRICE
133-226	250	ITEM	

Half overlay hinge **BLUM** fi35 (71M2650)

CODE	COLLECTIVE PACKAGING	PRICED PER	NET PRICE
133-236	250	ITEM	

Inset hinge **BLUM** fi35 (71M2750)

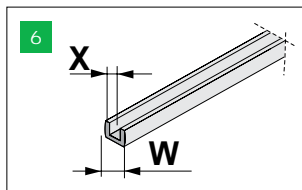

CODE	COLLECTIVE PACKAGING	PRICED PER	NET PRICE
133-266	250	ITEM	

Magnetic catch



CODE	COLLECTIVE PACKAGING	PRICED PER	NET PRICE
20120	100	ITEM	

Gasket for frame



CODE	X (mm)	W (mm)	COLLECTIVE PACKAGING	PRICED PER	NET PRICE
20034 S01/S02	4	5	200	RUNNING METRE	
20167 S04	4	6	200	RUNNING METRE	

Lid stay



CODE	KG	COLLECTIVE PACKAGING	PRICED PER	NET PRICE
20091 (N50)	5	100	ITEM	
20134 (N60)	6	100	ITEM	
20127 (N80)	8	100	ITEM	
20128 (N120)	12	100	ITEM	

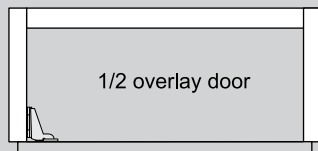
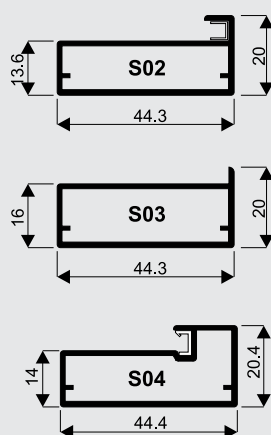
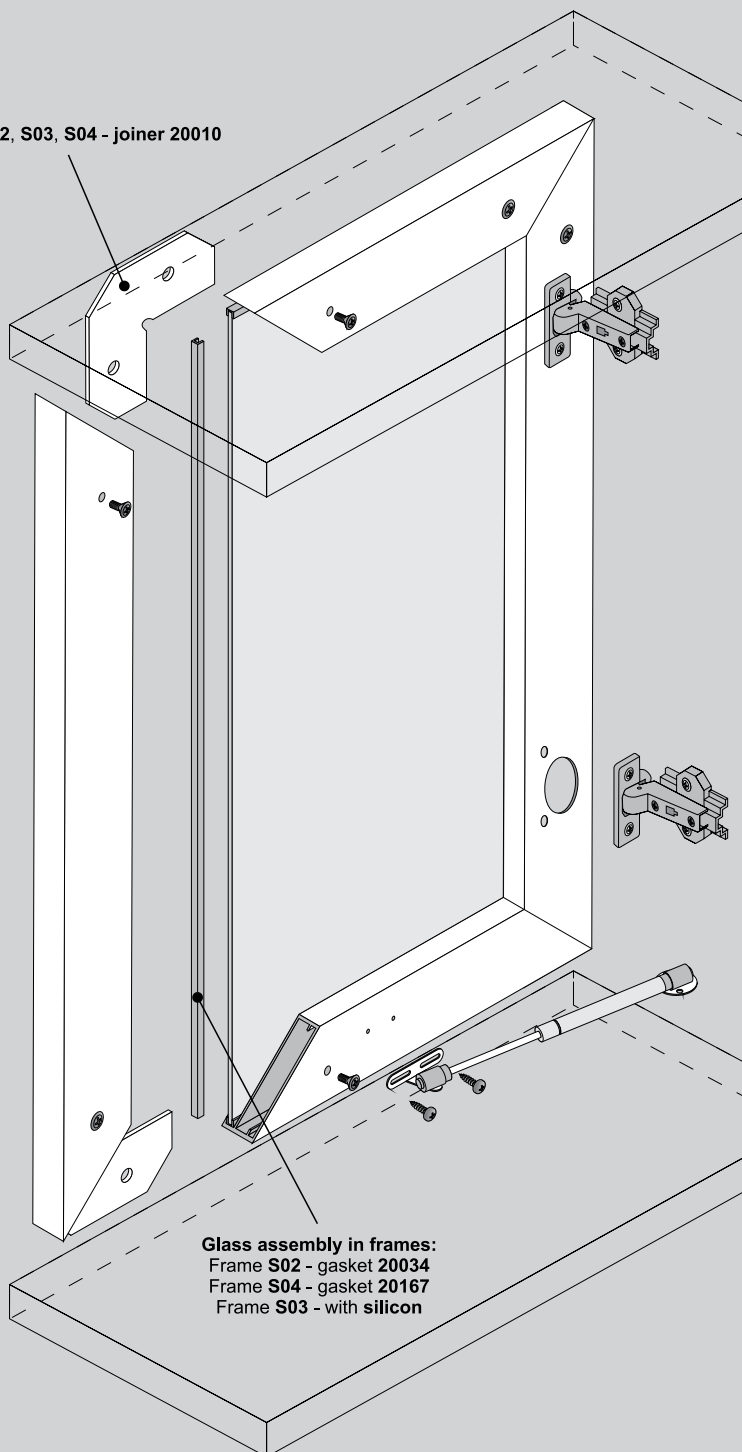


TABLE 1

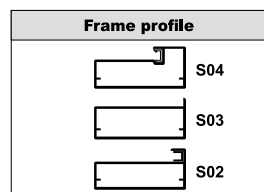


Creation of furniture fronts in this system requires detailed knowledge about fitting technology and an adequate technical background. It is necessary to undergo specialist training.

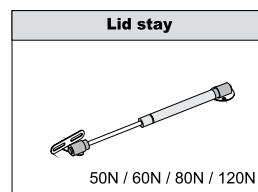
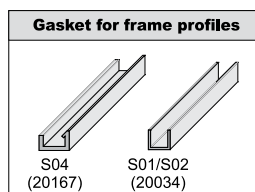
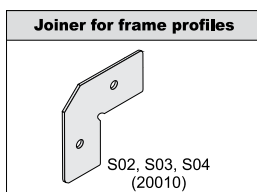
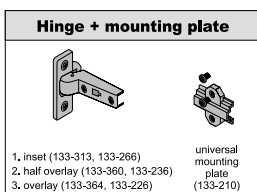
Frames S02, S03, S04 - joiner 20010



## COMPONENTS



Length  
4,0 m







# WARDROBES

4

## SYSTEM WILSON

Wilson wardrobe system is an easy and economical way of arranging a wardrobe, closet interior or other living area. The purposefully designed shape of the system components means that the built-in area looks light and is very functional. The construction of vertical shelf pillars and shelf supports makes this system's configuration and assembly simple.

Bar hooks are installed separately from shelf supports, which allows height changes, depending on needs. Shelves are fastened with special clips, facilitating and shortening installation time. Each component is powder coated, which will ensure attractive appearance throughout many years of use.

## SYSTEM LINEA

LINEA is an unusually simple and effective system for interiors.

It was designed in order to use free space in the best way possible: wardrobe interiors, walk-in wardrobes, as free standing shop floor furniture or in any room of a house. LINEA allows you to store objects of various sizes, thanks to free configuration of shelves and hangers set up, according to your own needs.

System LINEA is easy to assemble.



### WARDROBES

#### ■ SYSTEM WILSON

SET A

SET B

SET C

SET D

SET E

SET F

#### ■ SYSTEM LINEA





# WARDROBE WILSON

Support wardrobe system



8 kg	14 kg	16 kg	25 kg	35 kg
40 kg	45 kg	50 kg	60 kg	70 kg
100 kg	120 kg			
10mm BOARD	16mm BOARD	18mm BOARD	16-40mm BOARD	16-50mm BOARD
BOARD-MIRROR	4mm MIRROR	4.5mm GLASS	6mm GLASS	8-12mm GLASS
PARTS	ONE PACK	PROGRAMME VICTORIA ABC		EASY BUY

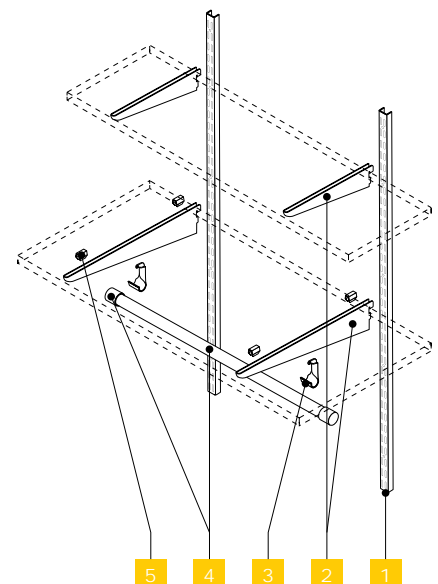


## CHARACTERISTICS

► Application	built-in wardrobe
► Track	n/a
▼ Carriage system	n/a
► Top guide	n/a
► Bottom guide	n/a
► Construction	Pillars and shelf supports
► Filling thickness	16-40 mm
► Filling type	Laminated chipboard
► Max. opening height	2.10 m
► Max. opening width	dependent on set
► Textile door stops	n/a
► Anti-dust brushes	n/a
► Sales programme	ONE PACK + Components are available individually
► Decorative profile programme	n/a

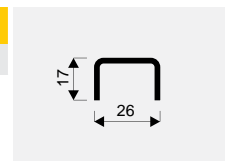
## USAGE

- Built-in furniture (wardrobes, cupboards)

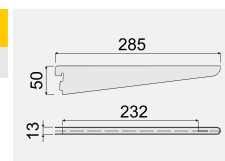


Shelf pillar **WILSON**

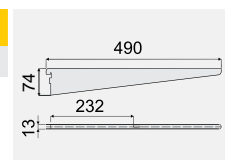
CODE	COLOUR	LENGTH (mm)	COLLECTIVE PACKAGING	PRICED PER	NET PRICE
222615	SILVER	2108	12	ITEM	

Shelf support **WILSON 300 mm**

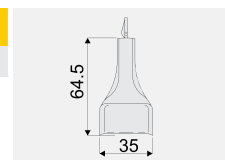
CODE	COLOUR	LENGTH (mm)	COLLECTIVE PACKAGING	PRICED PER	NET PRICE
222616	SILVER	285	24	COLLECTIVE PACKAGE	

Shelf support **WILSON 500 mm**

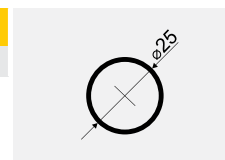
CODE	COLOUR	LENGTH (mm)	COLLECTIVE PACKAGING	PRICED PER	NET PRICE
222617	SILVER	490	12	COLLECTIVE PACKAGE	

Bar support **WILSON**

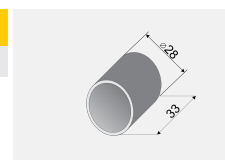
CODE	COLOUR	LENGTH (mm)	COLLECTIVE PACKAGING	PRICED PER	NET PRICE
222618	SILVER	-	24	ITEM	

Bar **WILSON 1200**

CODE	COLOUR	LENGTH (mm)	COLLECTIVE PACKAGING	PRICED PER	NET PRICE
222619	SILVER	1200	12	ITEM	

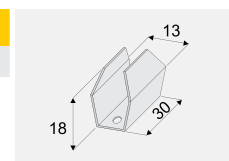
End cap **WILSON**

CODE	COLOUR	LENGTH (mm)	COLLECTIVE PACKAGING	PRICED PER	NET PRICE
222621	SILVER	-	24	ITEM	



Shelf fastening clip **WILSON**

CODE	COLOUR	LENGTH (mm)	COLLECTIVE PACKAGING	PRICED PER COLLECTIVE PACKAGE	NET PRICE
222620	SILVER	-	1200		

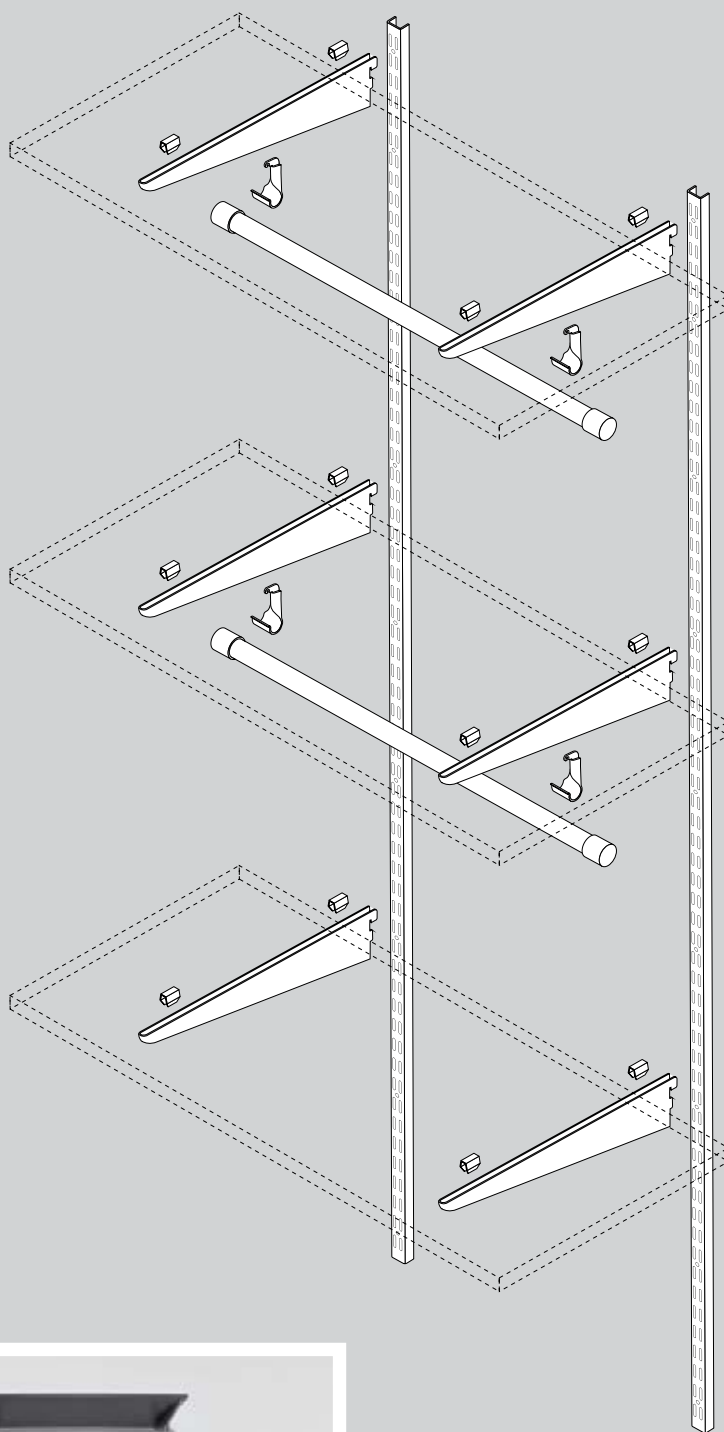

**SET  
ONE PACK**  
Wardrobe **WILSON**


DESCRIPTION	CODE	SET A	SET B	SET C	SET D	SET E	SET F
SET CODE		222516	222517	222518	222519	222520	222521
Shelf pillar WILSON	222615	2 pcs	2 pcs	3 pcs	4 pcs	2 pcs	3 pcs
Shelf support WILSON 300	222616	-	-	-	-	12 pcs	18 pcs
Shelf support WILSON 500	222617	6 pcs	12 pcs	16 pcs	18 pcs	-	-
Bar support WILSON	222618	4 pcs	-	4 pcs	6 pcs	-	-
Bar WILSON 1200	222619	2 pcs	-	2 pcs	3 pcs	-	-
End cap WILSON	222621	4 pcs	-	4 pcs	6 pcs	-	-
Shelf fastening clip WILSON	222620	12 pcs	24 pcs	32 pcs	36 pcs	24 pcs	36 pcs
	NET PRICE						









**CHARACTERISTICS**

► Width	400-800 mm
► Board thickness	18 mm
► Max spread of pillars	800 mm

DESCRIPTION	CODE	SET A
SET CODE		222516
Shelf pillar WILSON	222615	2 pcs
Shelf support WILSON 300	222616	-
Shelf support WILSON 500	222617	6 pcs
Bar support WILSON	222618	4 pcs
Bar WILSON 1200	222619	2 pcs
End cap WILSON	222621	4 pcs
Shelf fastening clip WILSON	222620	12 pcs

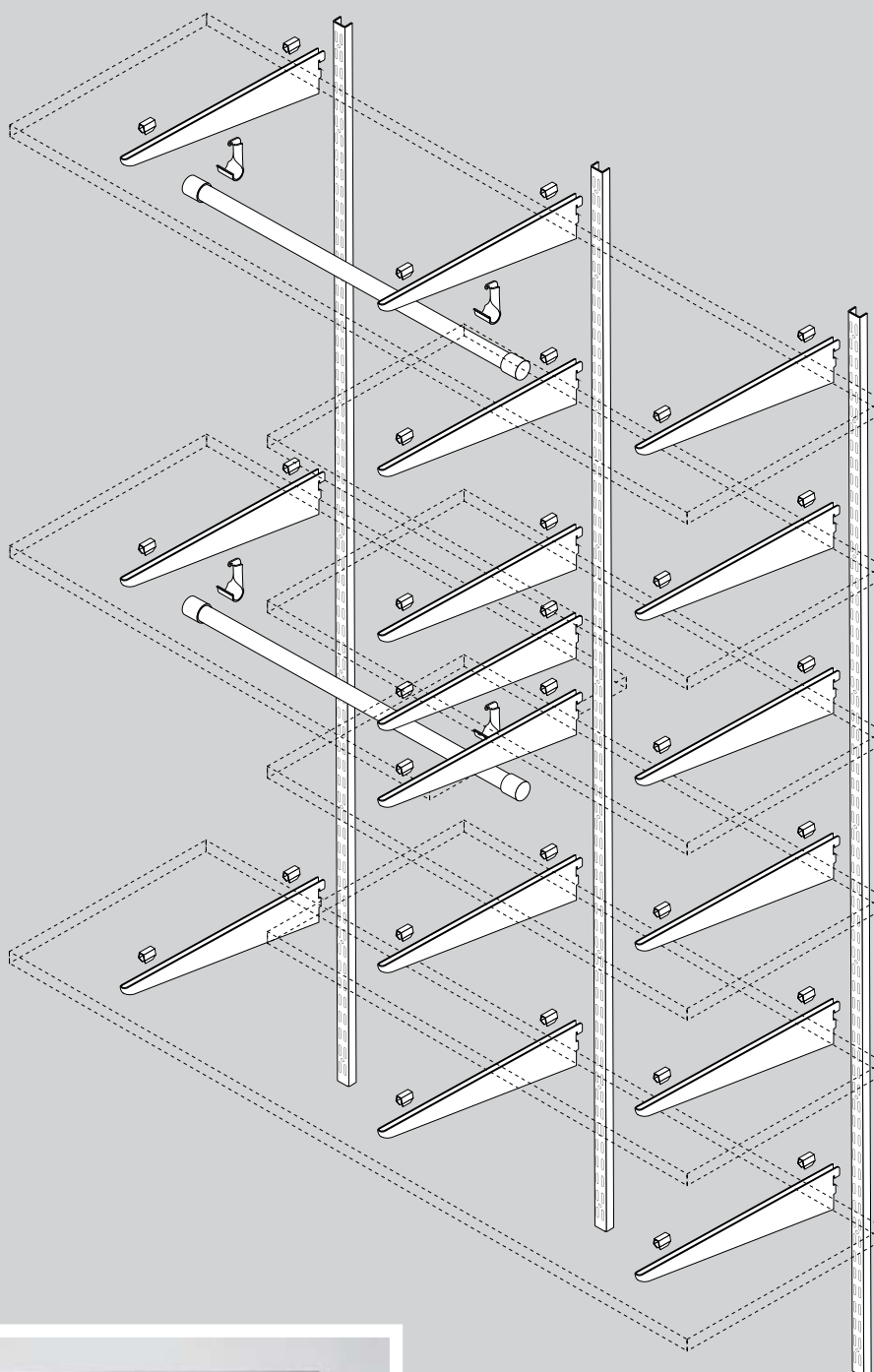


CHARACTERISTICS		
► Width	400-800 mm	
► Board thickness	18 mm	
► Max spread of pillars	800 mm	

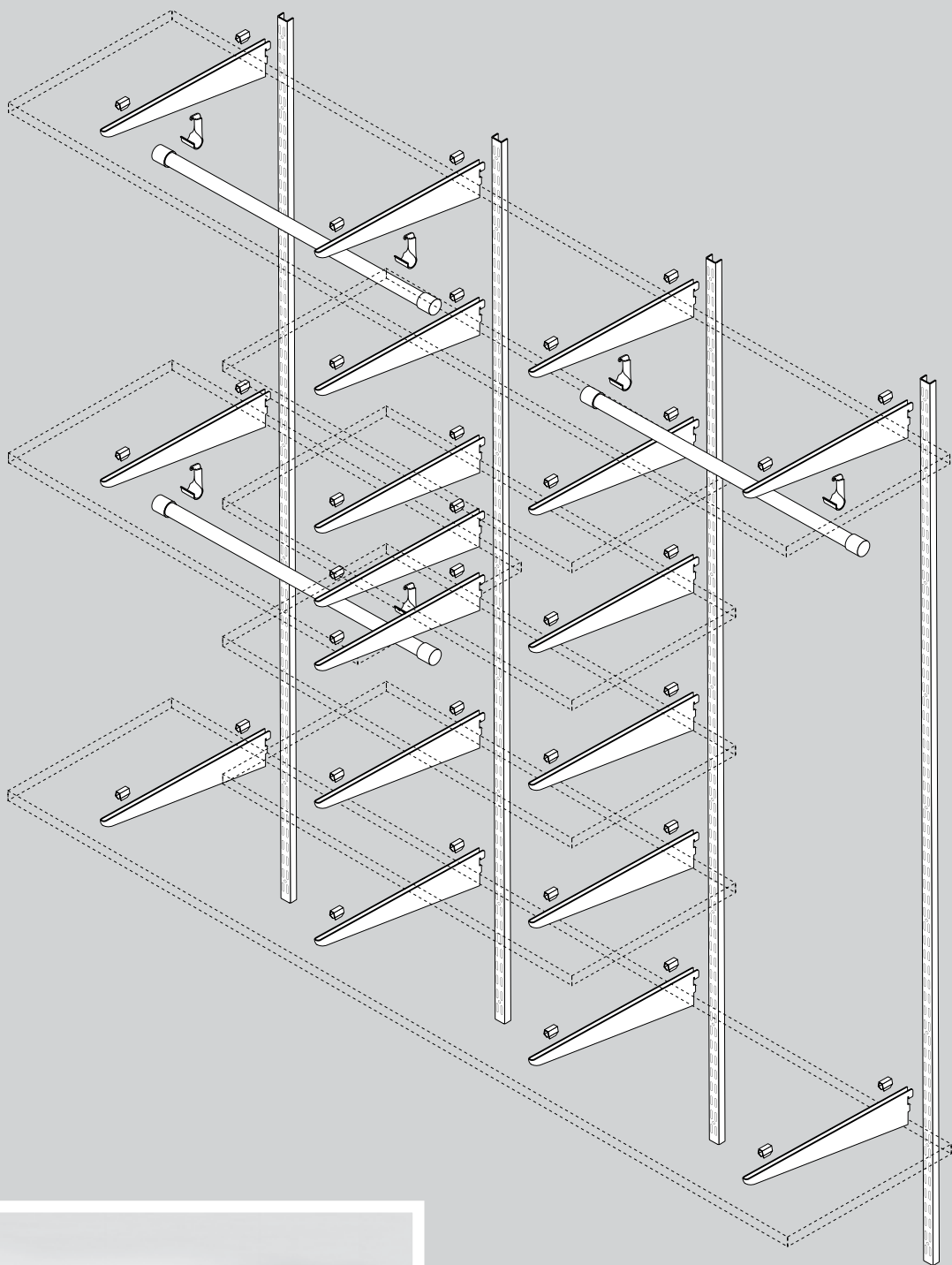
DESCRIPTION	CODE	SET B
SET CODE		222517
Shelf pillar WILSON	222615	2 pcs
Shelf support WILSON 300	222616	-
Shelf support WILSON 500	222617	12 pcs
Bar support WILSON	222618	-
Bar WILSON 1200	222619	-
End cap WILSON	222621	-
Shelf fastening clip WILSON	222620	24 pcs




**CHARACTERISTICS**

► Width	800-1600 mm
► Board thickness	18 mm
► Max spread of pillars	800 mm

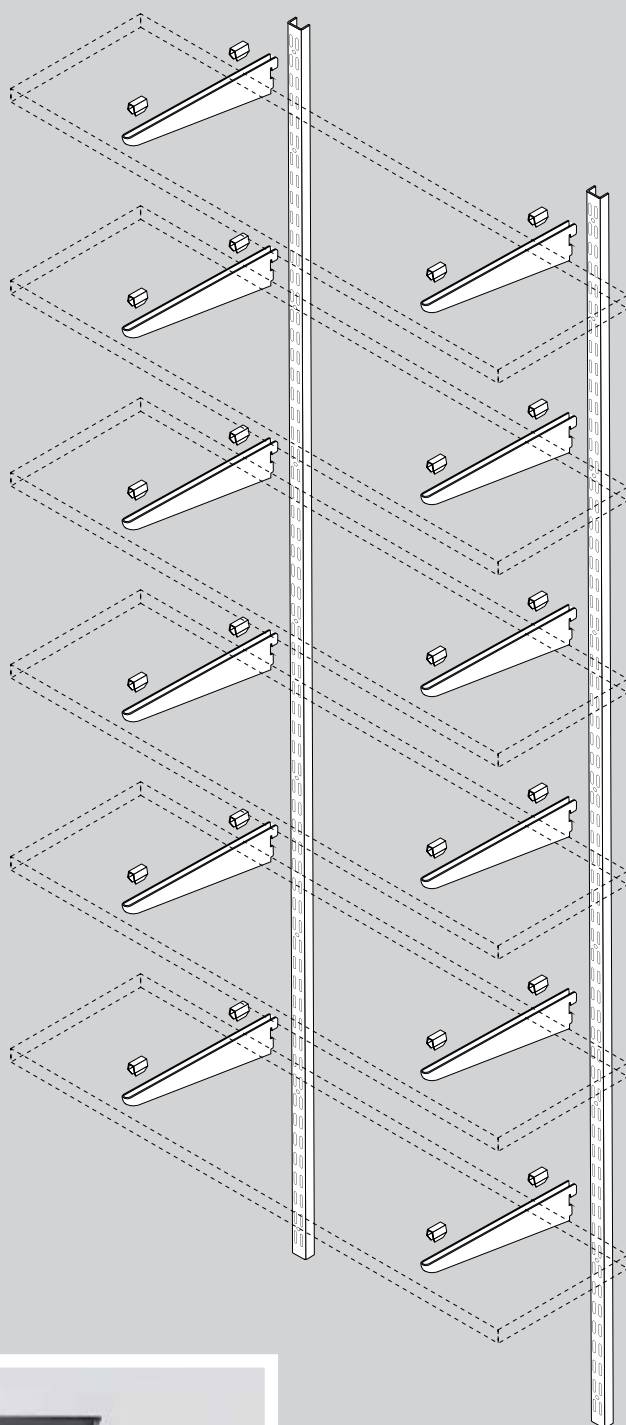
DESCRIPTION	CODE	SET C
SET CODE		222518
Shelf pillar WILSON	222615	3 pcs
Shelf support WILSON 300	222616	-
Shelf support WILSON 500	222617	16 pcs
Bar support WILSON	222618	4 pcs
Bar WILSON 1200	222619	2 pcs
End cap WILSON	222621	4 pcs
Shelf fastening clip WILSON	222620	32 pcs



CHARACTERISTICS


► Width	1500-2400 mm
► Board thickness	18 mm
► Max spread of pillars	800 mm

DESCRIPTION	CODE	SET D
SET CODE		222519
Shelf pillar WILSON	222615	4 pcs
Shelf support WILSON 300	222616	-
Shelf support WILSON 500	222617	18 pcs
Bar support WILSON	222618	6 pcs
Bar WILSON 1200	222619	3 pcs
End cap WILSON	222621	6 pcs
Shelf fastening clip WILSON	222620	36 pcs


**CHARACTERISTICS**

► Width	400-800 mm
► Board thickness	18 mm
► Max spread of pillars	600 mm

DESCRIPTION	CODE	SET E
SET CODE		222520
Shelf pillar WILSON	222615	2 pcs
Shelf support WILSON 300	222616	12 pcs
Shelf support WILSON 500	222617	-
Bar support WILSON	222618	-
Bar WILSON 1200	222619	-
End cap WILSON	222621	-
Shelf fastening clip WILSON	222620	24 pcs



CHARACTERISTICS	
► Width	600-1600 mm
► Board thickness	18 mm
► Max spread of pillars	600 mm

DESCRIPTION	CODE	SET F
SET CODE		222521
Shelf pillar WILSON	222615	3 pcs
Shelf support WILSON 300	222616	18 pcs
Shelf support WILSON 500	222617	-
Bar support WILSON	222618	-
Bar WILSON 1200	222619	-
End cap WILSON	222621	-
Shelf fastening clip WILSON	222620	36 pcs

# WARDROBE LINEA

Support wardrobe system



8 kg	14 kg	16 kg	25 kg	35 kg
40 kg	45 kg	50 kg	60 kg	70 kg
100 kg	120 kg			
10mm BOARD	16mm BOARD	18mm BOARD	16-40mm BOARD	16-50mm BOARD
BOARD-MIRROR	4mm MIRROR	4.5mm GLASS	6mm GLASS	8-12mm GLASS
PARTS	ONE PACK	Programme VICTORIA ABC	EASY BUY	

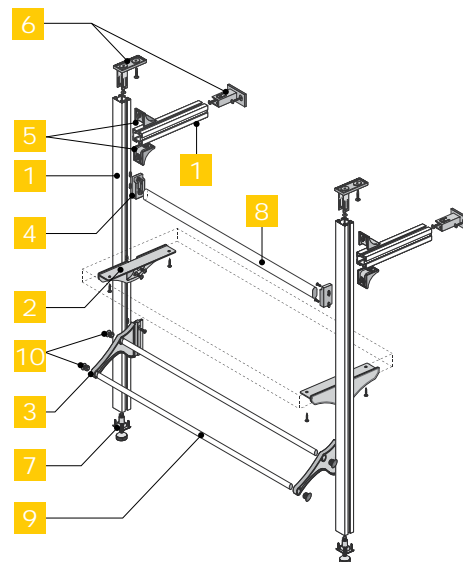


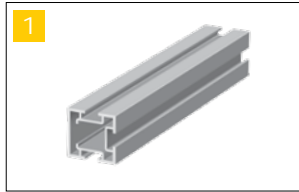
## CHARACTERISTICS

► Application	Built-in wardrobe
► Track	n/a
► Carriage system	n/a
► Construction	Pillars and shelf supports
► Filling thickness	n/a
► Filling type	Laminated chipboard
► Max. opening height	3 m
► Max. opening width	Depended on set
► Textile door stops	n/a
► Anti-dust brushes	n/a
► Sales programme	ONEPACK + Components are available individually
► Decorative profile programme	n/a

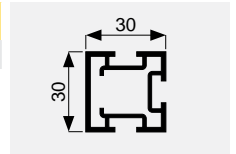
## USAGE

- Built-in furniture (wardrobes, cupboards)



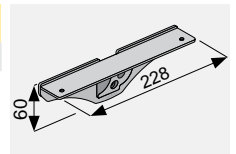
Interior profile **LINEA**

CODE	COLOUR	LENGTH (mm)	COLLECTIVE PACKAGING	PRICED PER	NET PRICE
03422	SILVER	3000	20	ITEM	

Shelf support **LINEA**

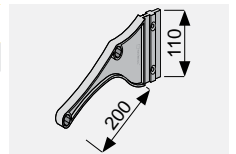
**i** Set includes 2 screws M4X8, 2 screws 3.5X16 and 2 fastening plate M4

CODE	COLOUR	LENGTH (mm)	COLLECTIVE PACKAGING	PRICED PER	NET PRICE
222827	GREY	–	20	ITEM	

Shoe rack support **LINEA**

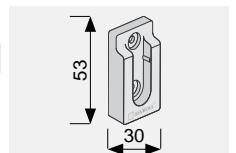
**i** Set includes 2 screws M4X10 and 2 fastening plate M4

CODE	COLOUR	LENGTH (mm)	COLLECTIVE PACKAGING	PRICED PER	NET PRICE
222825	GREY	–	20	ITEM	

Hanging rail support **LINEA**

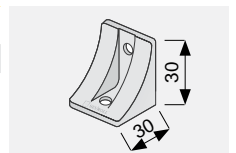
**i** Set includes 2 screws M4X8 and 2 fastening plate M4

CODE	COLOUR	LENGTH (mm)	COLLECTIVE PACKAGING	PRICED PER	NET PRICE
222826	GREY	–	20	ITEM	

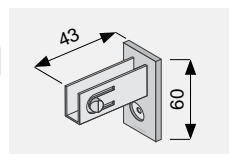
Angle support **LINEA**

**i** Set includes 2 screws M4X8 and 2 fastening plate M4

CODE	COLOUR	LENGTH (mm)	COLLECTIVE PACKAGING	PRICED PER	NET PRICE
222829	GREY	–	20	ITEM	

Wall / ceiling fixing **LINEA**

CODE	COLOUR	LENGTH (mm)	COLLECTIVE PACKAGING	PRICED PER	NET PRICE
222828	GREY	–	20	ITEM	



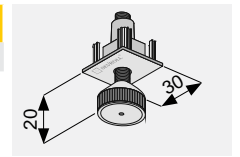




Foot **LINEA**



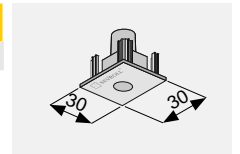
CODE	COLOUR	LENGTH (mm)	COLLECTIVE PACKAGING	PRICED PER	NET PRICE
222835	GREY	–	20	ITEM	



End cap for interior profile **LINEA**



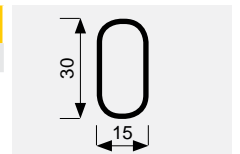
CODE	COLOUR	LENGTH (mm)	COLLECTIVE PACKAGING	PRICED PER	NET PRICE
222837	GREY	–	20	ITEM	



Oval hanging rail



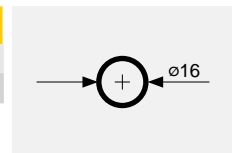
CODE	COLOUR	LENGTH (mm)	COLLECTIVE PACKAGING	PRICED PER	NET PRICE
222522	SILVER	3000	20	ITEM	



Tube  $\varnothing 16$



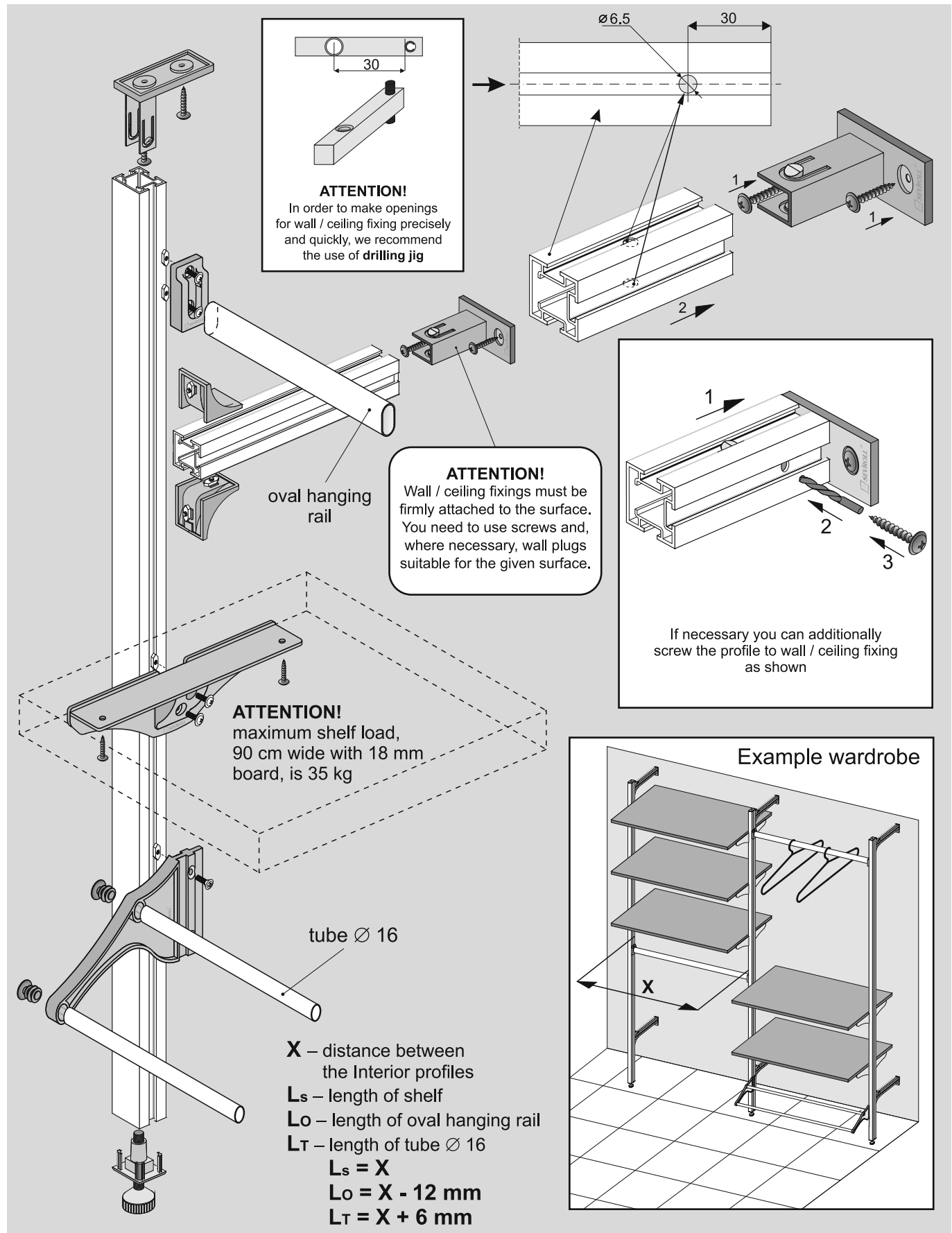
CODE	COLOUR	LENGTH (mm)	COLLECTIVE PACKAGING	PRICED PER	NET PRICE
04037	SILVER	3000	40	ITEM	
04036	SILVER	4000	40	ITEM	



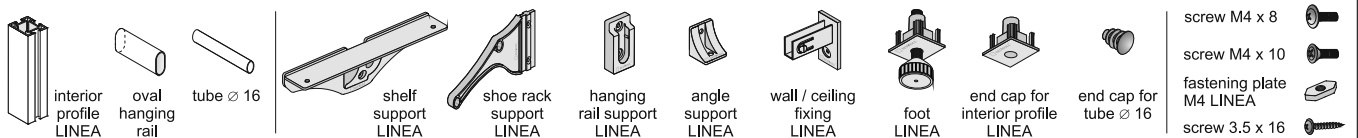
End cap for tube  $\varnothing 16$



CODE	COLOUR	LENGTH (mm)	COLLECTIVE PACKAGING	PRICED PER	NET PRICE
222836	GREY	–	40	ITEM	



## Components for System LINEA



FURNITURE & DECORATIVE


# PROFILES




## Flat bars and C-profiles

Mid-rail **S10**

CODE	COLOUR	LENGTH (mm)	COLLECTIVE PACKAGING	PRICED PER	NET PRICE
02336	SILVER	3000	120	ITEM	
02337	LIGHT BROWN	3000	120	ITEM	
02338	GOLD	3000	120	ITEM	

Mid-rail **S18** with glue

CODE	COLOUR	LENGTH (mm)	COLLECTIVE PACKAGING	PRICED PER	NET PRICE
03900	SILVER	3000	60	ITEM	
03899	LIGHT BROWN	3000	60	ITEM	

Mid-rail **S20**

CODE	COLOUR	LENGTH (mm)	COLLECTIVE PACKAGING	PRICED PER	NET PRICE
02293	SILVER	3000	60	ITEM	
02292	LIGHT BROWN	3000	60	ITEM	
02294	GOLD	3000	60	ITEM	

Flat bar **D20**

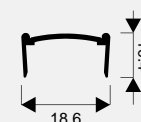
CODE	COLOUR	LENGTH (mm)	COLLECTIVE PACKAGING	PRICED PER	NET PRICE
02296	SILVER	3000	60	ITEM	

C-profile **I6**

CODE	COLOUR	LENGTH (mm)	COLLECTIVE PACKAGING	PRICED PER	NET PRICE
02033	SILVER	3000	50	ITEM	
02032	LIGHT BROWN	3000	50	ITEM	
02034	GOLD	3000	50	ITEM	

C-profile **I6-Decor****DECOR**

CODE	COLOUR	LENGTH (mm)	COLLECTIVE PACKAGING	PRICED PER	NET PRICE
00024	SILVER	3000	50	ITEM	
00023	LIGHT BROWN	3000	50	ITEM	
00025	GOLD	3000	50	ITEM	



C-profile **MINI-18**



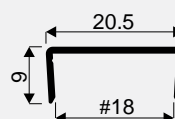
CODE	COLOUR	LENGTH (mm)	COLLECTIVE PACKAGING	PRICED PER	NET PRICE
02334	SILVER	3000	20	ITEM	
02333	LIGHT BROWN	3000	20	ITEM	
02335	GOLD	3000	20	ITEM	



C-profile **18**



CODE	COLOUR	LENGTH (mm)	COLLECTIVE PACKAGING	PRICED PER	NET PRICE
00031	SILVER	3000	50	ITEM	
00029	LIGHT BROWN	3000	50	ITEM	
00032	GOLD	3000	50	ITEM	
03180	LIGHT BROWN with brushed effect	3000	50	ITEM	
03472	BLACK with brushed effect	3000	50	ITEM	
03471	COGNAC with brushed effect	3000	50	SZAVT.	



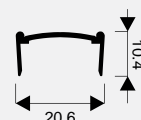
C-profile **18-Decor**




**DECOR**



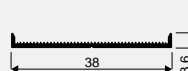
CODE	COLOUR	LENGTH (mm)	COLLECTIVE PACKAGING	PRICED PER	NET PRICE
00036	SILVER	3000	50	ITEM	
00035	LIGHT BROWN	3000	50	ITEM	
00037	GOLD	3000	50	ITEM	



C-profile **Mini 36**



CODE	COLOUR	LENGTH (mm)	COLLECTIVE PACKAGING	PRICED PER	NET PRICE
03921	SILVER	3000	40	ITEM	
03922	LIGHT BROWN	3000	40	ITEM	



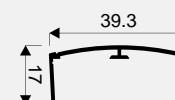
C-profile **36-Decor**



**DECOR**



CODE	COLOUR	LENGTH (mm)	COLLECTIVE PACKAGING	PRICED PER	NET PRICE
02290	SILVER	3000	20	ITEM	
02289	LIGHT BROWN	3000	20	ITEM	
02291	GOLD	3000	20	ITEM	



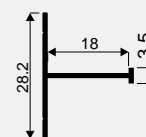
## Joiners

C-profile **I6 Duo - Decor****DECOR**

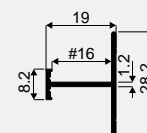
CODE	COLOUR	LENGTH (mm)	COLLECTIVE PACKAGING	PRICED PER	NET PRICE
02114	SILVER	3000	20	ITEM	
02115	LIGHT BROWN	3000	20	ITEM	
02113	GOLD	3000	20	ITEM	

H-Profile **H04/18**

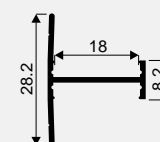
CODE	COLOUR	LENGTH (mm)	COLLECTIVE PACKAGING	PRICED PER	NET PRICE
01710	SILVER	3000	60	ITEM	
01711	LIGHT BROWN	3000	60	ITEM	
01712	GOLD	3000	60	ITEM	

H-Profile **H08/16**

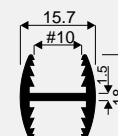
CODE	COLOUR	LENGTH (mm)	COLLECTIVE PACKAGING	PRICED PER	NET PRICE
03935	SILVER	3000	60	ITEM	
03934	LIGHT BROWN	3000	60	ITEM	

H-Profile **H08/18**

CODE	COLOUR	LENGTH (mm)	COLLECTIVE PACKAGING	PRICED PER	NET PRICE
00199	SILVER	3000	60	ITEM	
01877	LIGHT BROWN	3000	60	ITEM	
01878	GOLD	3000	60	ITEM	

H-profile **H10**

CODE	COLOUR	LENGTH (mm)	COLLECTIVE PACKAGING	PRICED PER	NET PRICE
00207	SILVER	3000	30	ITEM	
00204	LIGHT BROWN	3000	30	ITEM	
00208	GOLD	3000	30	ITEM	
02493	LIGHT BROWN with brushed effect	3000	30	ITEM	
03103	BLACK with brushed effect	3000	30	ITEM	
03104	COGNAC with brushed effect	3000	30	ITEM	

H-profile **H10 - Decor****DECOR**

CODE	COLOUR	LENGTH (mm)	COLLECTIVE PACKAGING	PRICED PER	NET PRICE
01617	SILVER	3000	30	ITEM	
01616	LIGHT BROWN	3000	30	ITEM	
01618	GOLD	3000	30	ITEM	





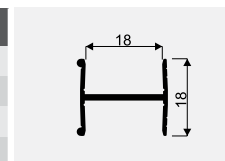
H-profile **H18-Decor**



**DECOR**



CODE	COLOUR	LENGTH (mm)	COLLECTIVE PACKAGING	PRICED PER	NET PRICE
00215	SILVER	3000	60	ITEM	
00212	LIGHT BROWN	3000	60	ITEM	
00216	GOLD	3000	60	ITEM	
02937	LIGHT BROWN with brushed effect	3000	60	ITEM	
03466	BLACK with brushed effect	3000	60	ITEM	
03465	COGNAC with brushed effect	3000	60	ITEM	



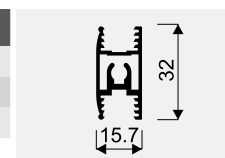
H-profile **H30 - Decor**



**DECOR**



CODE	COLOUR	LENGTH (mm)	COLLECTIVE PACKAGING	PRICED PER	NET PRICE
00222	SILVER	3000	20	ITEM	
00219	LIGHT BROWN	3000	20	ITEM	
00223	GOLD	3000	20	ITEM	



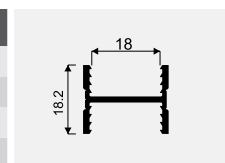
H-Profile **H18-MAXIM**



**DECOR**



CODE	COLOUR	LENGTH (mm)	COLLECTIVE PACKAGING	PRICED PER	NET PRICE
01881	SILVER	1800	30	ITEM	
02980	LIGHT BROWN	1800	30	ITEM	
01882	SILVER	2500	30	ITEM	
02981	LIGHT BROWN	2500	30	ITEM	



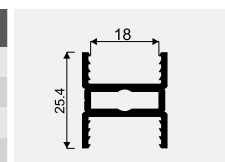
H-Profile **H25-MAXIM**



**DECOR**



CODE	COLOUR	LENGTH (mm)	COLLECTIVE PACKAGING	PRICED PER	NET PRICE
01883	SILVER	1800	20	ITEM	
02983	LIGHT BROWN	1800	20	ITEM	
01884	SILVER	2500	20	ITEM	
02984	LIGHT BROWN	2500	20	ITEM	



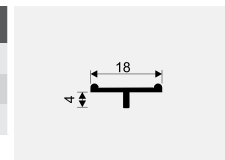
T-profile **04-Decor**



**DECOR**



CODE	COLOUR	LENGTH (mm)	COLLECTIVE PACKAGING	PRICED PER	NET PRICE
00691	SILVER	3000	60	ITEM	
00688	LIGHT BROWN	3000	60	ITEM	
00692	GOLD	3000	60	ITEM	



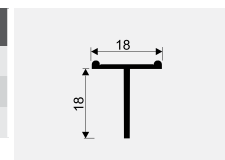
T-profile **18-Decor**



**DECOR**



CODE	COLOUR	LENGTH (mm)	COLLECTIVE PACKAGING	PRICED PER	NET PRICE
01373	SILVER	3000	60	ITEM	
01370	LIGHT BROWN	3000	60	ITEM	
01374	GOLD	3000	60	ITEM	

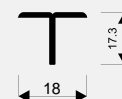


## Angle sections

### T-profile **ZW**



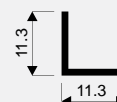
CODE	COLOUR	LENGTH (mm)	COLLECTIVE PACKAGING	PRICED PER	NET PRICE
00706	SILVER	3000	60	ITEM	
00703	LIGHT BROWN	3000	60	ITEM	
00707	GOLD	3000	60	ITEM	



### Angle section **10 x 10**



CODE	COLOUR	LENGTH (mm)	COLLECTIVE PACKAGING	PRICED PER	NET PRICE
02446	SILVER	3000	120	ITEM	
02447	LIGHT BROWN	3000	120	ITEM	
02448	GOLD	3000	120	ITEM	



### Angle section **10 x 18**



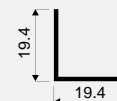
CODE	COLOUR	LENGTH (mm)	COLLECTIVE PACKAGING	PRICED PER	NET PRICE
02449	SILVER	3000	120	ITEM	
02450	LIGHT BROWN	3000	120	ITEM	
02451	GOLD	3000	120	ITEM	



### Angle section **18 x 18**



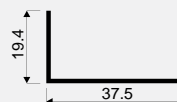
CODE	COLOUR	LENGTH (mm)	COLLECTIVE PACKAGING	PRICED PER	NET PRICE
02452	SILVER	3000	60	ITEM	
02453	LIGHT BROWN	3000	60	ITEM	
02454	GOLD	3000	60	ITEM	



### Angle section **18 x 36**



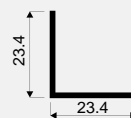
CODE	COLOUR	LENGTH (mm)	COLLECTIVE PACKAGING	PRICED PER	NET PRICE
02455	SILVER	3000	60	ITEM	
02456	LIGHT BROWN	3000	60	ITEM	
02457	GOLD	3000	60	ITEM	



### Angle section **22 x 22**



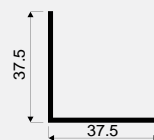
CODE	COLOUR	LENGTH (mm)	COLLECTIVE PACKAGING	PRICED PER	NET PRICE
02458	SILVER	3000	30	ITEM	
02459	LIGHT BROWN	3000	30	ITEM	
02460	GOLD	3000	30	ITEM	



### Angle section **36 x 36**



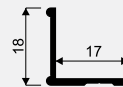
CODE	COLOUR	LENGTH (mm)	COLLECTIVE PACKAGING	PRICED PER	NET PRICE
02461	SILVER	3000	30	ITEM	
02462	LIGHT BROWN	3000	30	ITEM	
02463	GOLD	3000	30	ITEM	



Angle section **K2 Decor**



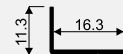
CODE	COLOUR	LENGTH (mm)	COLLECTIVE PACKAGING	PRICED PER	NET PRICE
00078	SILVER	1700	60	ITEM	
00069	LIGHT BROWN	1700	60	ITEM	
00081	GOLD	1700	60	ITEM	
02934	LIGHT BROWN with brushed effect	1700	60	ITEM	
03462	BLACK with brushed effect	1700	60	ITEM	
03459	COGNAC with brushed effect	1700	60	ITEM	
00079	SILVER	2350	60	ITEM	
00070	LIGHT BROWN	2350	60	ITEM	
00082	GOLD	2350	60	ITEM	
02935	LIGHT BROWN with brushed effect	2350	60	ITEM	
03463	BLACK with brushed effect	2350	60	ITEM	
03460	COGNAC with brushed effect	2350	60	ITEM	
00080	SILVER	3000	60	ITEM	
00071	LIGHT BROWN	3000	60	ITEM	
00083	GOLD	3000	60	ITEM	
02936	LIGHT BROWN with brushed effect	3000	60	ITEM	
03464	BLACK with brushed effect	3000	60	ITEM	
03461	COGNAC with brushed effect	3000	60	ITEM	



Angle section **MINI**



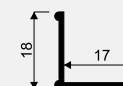
CODE	COLOUR	LENGTH (mm)	COLLECTIVE PACKAGING	PRICED PER	NET PRICE
00102	SILVER	1700	120	ITEM	
00093	LIGHT BROWN	1700	120	ITEM	
00108	GOLD	1700	120	ITEM	
00103	SILVER	2350	120	ITEM	
00094	LIGHT BROWN	2350	120	ITEM	
00109	GOLD	2350	120	ITEM	
00104	SILVER	3000	120	ITEM	
00095	LIGHT BROWN	3000	120	ITEM	
00110	GOLD	3000	120	ITEM	



Angle section **ZW**



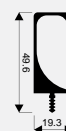
CODE	COLOUR	LENGTH (mm)	COLLECTIVE PACKAGING	PRICED PER	NET PRICE
00058	SILVER	1700	60	ITEM	
00052	LIGHT BROWN	1700	60	ITEM	
00061	GOLD	1700	60	ITEM	
00059	SILVER	2350	60	ITEM	
00053	LIGHT BROWN	2350	60	ITEM	
00062	GOLD	2350	60	ITEM	
00060	SILVER	3000	60	ITEM	
00054	LIGHT BROWN	3000	60	ITEM	
00063	GOLD	3000	60	ITEM	



Handle drawer **006**



CODE	COLOUR	LENGTH (mm)	COLLECTIVE PACKAGING	PRICED PER	NET PRICE
02464	SILVER	3000	10	ITEM	
02465	LIGHT BROWN	3000	10	ITEM	
02466	GOLD	3000	10	ITEM	

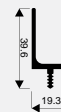


## Hinges, lock and brushes

Handle drawer **007**



CODE	COLOUR	LENGTH (mm)	COLLECTIVE PACKAGING	PRICED PER	NET PRICE
02467	SILVER	3000	20	ITEM	
02468	LIGHT BROWN	3000	20	ITEM	
02469	GOLD	3000	20	ITEM	




Handle drawer **008**

**i** Can be used with end caps, left (222439) and right (222438).



CODE	COLOUR	LENGTH (mm)	COLLECTIVE PACKAGING	PRICED PER	NET PRICE
50414	SILVER	3000	20	ITEM	



End cap for Handle drawer **008**



CODE	COLOUR		COLLECTIVE PACKAGING	PRICED PER	NET PRICE
222438	SILVER	RIGHT	100	ITEM	
222439	SILVER	LEFT	100	ITEM	

Furniture hinge



CODE	COLOUR	LENGTH (mm)	COLLECTIVE PACKAGING	PRICED PER	NET PRICE
22346	BRASS	-	24	ITEM	

Clip hinge



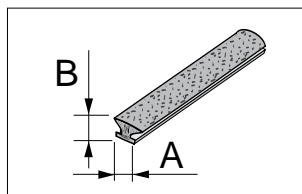
CODE	COLOUR	LENGTH (mm)	COLLECTIVE PACKAGING	PRICED PER	NET PRICE
134-126	SILVER	-	400	ITEM	
134-124	LIGHT BROWN	-	400	ITEM	
134-125	GOLD	-	400	ITEM	

Lock for sliding doors



CODE	COLOUR	LENGTH (mm)	COLLECTIVE PACKAGING	PRICED PER	NET PRICE
20161	SILVER	-	1	ITEM	

**TEXTILE DOOR STOP  
and ANTI-DUST BRUSHES**



CODE	NAME	A (mm)	B (mm)	INSTALLATION	COLLECTIVE PACKAGING	PRICED PER	NET PRICE
20094	TEXTILE DOOR STOP	14.5	4	INSERTED	200	RUNNING METRE	
20224	TEXTILE DOOR STOP	14.5	4	INSERTED	10	COLLECTIVE PACKAGE (60 r.m.)	
20158	TEXTILE DOOR STOP	14.5	6	INSERTED	200	RUNNING METRE	
20020	TEXTILE DOOR STOP	4.8	4	INSERTED	550	RUNNING METRE	
20225	TEXTILE DOOR STOP	4.8	4	INSERTED	10	COLLECTIVE PACKAGE (100 r.m.)	
20021	TEXTILE DOOR STOP	4.8	6	INSERTED	550	RUNNING METRE	
20082	TEXTILE DOOR STOP	4.8	9	INSERTED	200	RUNNING METRE	
20023	TEXTILE DOOR STOP	4.8	4	GLUE	550	RUNNING METRE	
20228	TEXTILE DOOR STOP	4.8	4	GLUE	10	COLLECTIVE PACKAGE (100 r.m.)	
20046	TEXTILE DOOR STOP	6.7	4	GLUE	550	RUNNING METRE	
20229	TEXTILE DOOR STOP	6.7	4	GLUE	10	COLLECTIVE PACKAGE (100 r.m.)	
20024	ANTI-DUST BRUSH	4.8	13	INSERTED	200	RUNNING METRE	
20226	ANTI-DUST BRUSH	4.8	13	INSERTED	10	COLLECTIVE PACKAGE (60 r.m.)	
20143	ANTI-DUST BRUSH	6.7	9	GLUE	200	RUNNING METRE	
20027	ANTI-DUST BRUSH	6.7	13	GLUE	200	RUNNING METRE	
20227	ANTI-DUST BRUSH	6.7	13	GLUE	12	COLLECTIVE PACKAGE (60 r.m.)	

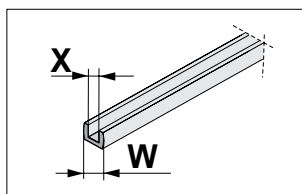
**Brush clips**



**i** Brush clip for brushes self-adhesive  
Collective package includes 100 pcs

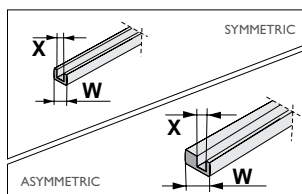
CODE	COLLECTIVE PACKAGING	PRICED PER	NET PRICE
20223	1	COLLECTIVE PACKAGE	

**GASKET**



CODE	X (mm)	W (mm)	COLLECTIVE PACKAGING	PRICED PER	NET PRICE
20031	4	10	100	RUNNING METRE	
20032	4.5	10	100	RUNNING METRE	
20033	6	10	100	RUNNING METRE	
20098	6.4	10	100	RUNNING METRE	
20052	8	10	100	RUNNING METRE	

**GASKET SYMMETRIC and  
ASYMMETRIC**



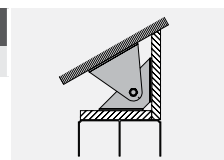
CODE	X (mm)	W (mm)	COLLECTIVE PACKAGING	PRICED PER	NET PRICE
20106 asymmetric	4	18	1	COLLECTIVE PACKAGE (25 r.m.)	
20102 symmetric	4	18	1	COLLECTIVE PACKAGE (25 r.m.)	
20145 symmetric	8	18	1	COLLECTIVE PACKAGE (25 r.m.)	

**Ceiling bracket**



**i** For all sliding door systems with bottom track for slanted ceiling  
Collective package includes 2 pcs

CODE	COLLECTIVE PACKAGING	PRICED PER	NET PRICE
222650	24	COLLECTIVE PACKAGE	








SOFT-CLOSE

# SEVROMATIC

Soft-close for sliding doors

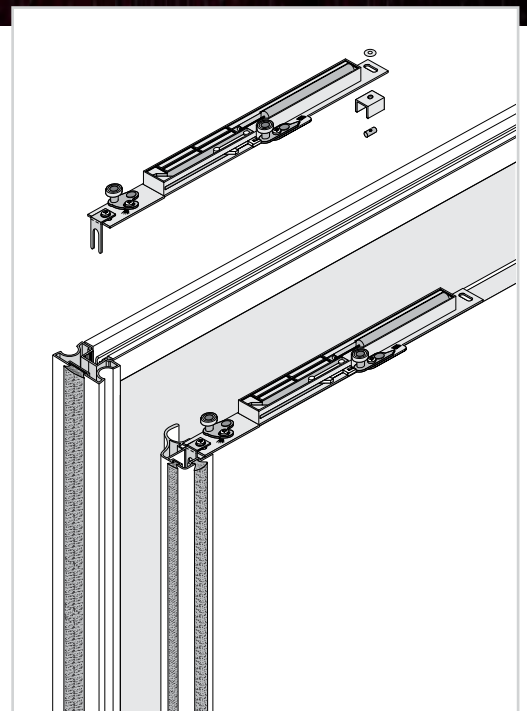


8 kg	14 kg	16 kg	25 kg	35 kg
40 kg	45 kg	50 kg	60 kg	70 kg
100 kg	120 kg			
10mm BOARD	16mm BOARD	18mm BOARD	16-40mm BOARD	16-50mm BOARD
BOARD-MIRROR	4mm MIRROR	4.5mm GLASS	6mm GLASS	8-12mm GLASS
PARTS	ONE PACK	PROGRAMME VICTORIA ABC	EASY BUY	



## CHARACTERISTICS

► Application	Sliding doors
► Track	Twin and single
▼ Carriage system	Bottom
► Top guide	Ball bearing carriage + Sevromatic
► Bottom guide	Carriage WD 10V, WD 10C, WD 18V, WD 18C
► Construction	Frame and board
► Filling thickness	18 mm, 16 mm, 10 mm
► Filling type	18 and 10 mm MFC, 4.5-6 mm safety glass, 4 mm mirror
► Max. door load:	25 kg and 50 kg
► Max. handle length	n/a
► Textile door stops	n/a
► Anti-dust brushes	n/a
► Sales programme	n/a
► Decorative profile programme	n/a





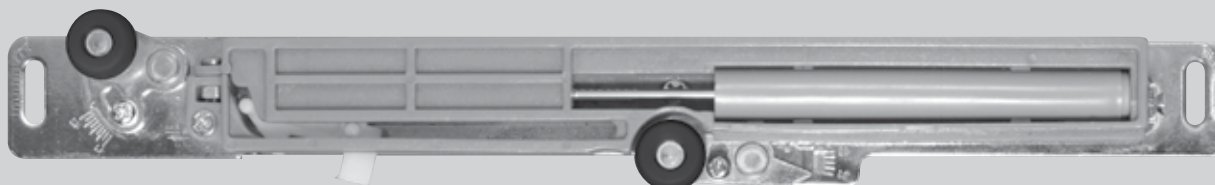

Soft-close for sliding doors

**SEVROMATIC SV-25 i SV-50**
 Set includes 2 items L & R.


CODE	KG	COLLECTIVE PACKAGING	PRICED PER	NET PRICE
20139	25	24	SET	
20200	50	24	SET	


 Set components

NAME	SET QUANTITY
soft-close mechanism	2 pcs
soft-close catch	2 pcs
spacer	2 pcs
fastening pin	2 pcs
washer corona	4 pcs
washer	2 pcs
bolt M3 x 12	2 pcs
screw with countersunk head 4 x 20	2 pcs
screw 4 x 20	6 pcs
screw 3,5 x 30	4 pcs
assembly instructions	1 copy

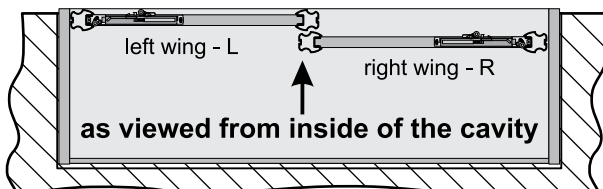
SOFT-CLOSE for sliding doors **SEVROMATIC SV-25**SOFT-CLOSE for sliding doors **SEVROMATIC SV-50**



## Assembly of soft-close mechanism with systems GEMINI 10, COMFORT 10, MAXIM 18, SINGLE 10, TOP 10, TOP 18

### ATTENTION!

Soft-close mechanisms are specific to left or right door wings.  
The symbols L-left, R- right are marked on the underside of the mechanism.

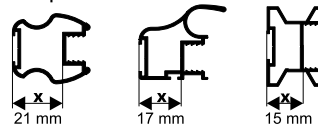


Calculating distance mounting  
grripper from the wardrobe side

$$N = 110 \text{ mm} + X$$

X dimension is variable and depends  
on the type of handle.

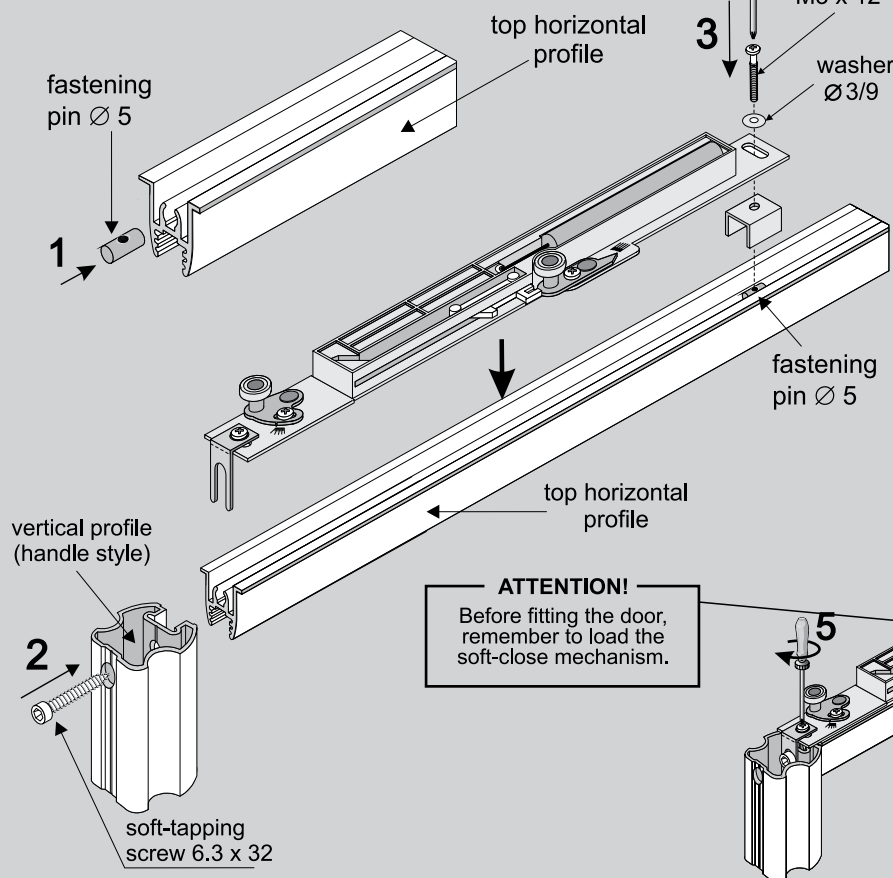
Examples:



**Sevromatic SV-25** - for doors with  
carriages 14-25 kg

**Sevromatic SV-50** - for doors with  
carriages 25-50 kg

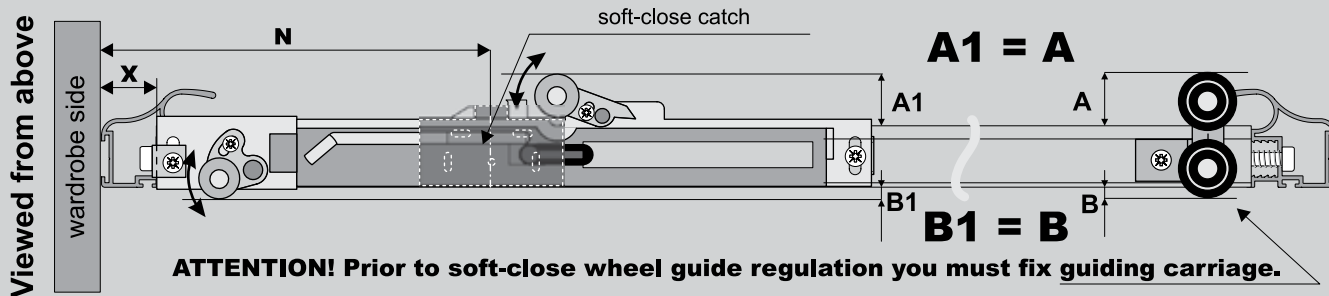
Optimal operational effect  
of soft-close will be obtained  
when the ratio of door height  
to door width h/w is between  
1/1 and 3/1



### Lateral adjustment

Depending on handle style used:  
**ROMEO, GEMINI, 10-ka II.....etc.**

- regulate first - 4,
- fasten screws - 5.



### COMPONENTS

Soft-close for sliding doors **Sevromatic SV-25, SV-50**

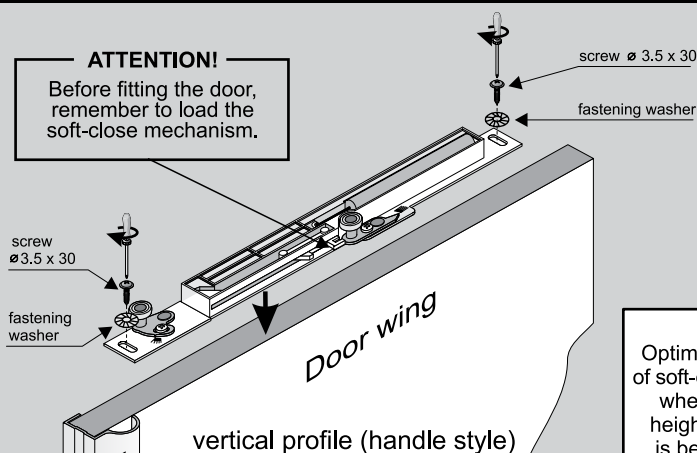
	Soft-close mechanism SV-25 or SV-50 - 2 pcs		Soft-close catch - 2 pcs		Spacer - 2 pcs		fastening pin - 2 pcs		fastening washer - 4 pcs		washer - 2 pcs		bolt M 3 x 12 - 2 pcs		screw 4 x 20 - 6 pcs		screw 4 x 20 - 2 pcs		screw 3.5 x 30 - 4 pcs		screw 4 x 20 - 2 pcs		screw 3.5 x 30 - 4 pcs
--	---	--	-----------------------------	--	-------------------	--	--------------------------	--	-----------------------------	--	-------------------	--	--------------------------	--	-------------------------	--	-------------------------	--	---------------------------	--	-------------------------	--	---------------------------



## Assembly of soft-close mechanism with systems GEMINI 18, COMFORT 18, MAXIM 18 Board

### ATTENTION!

Before fitting the door, remember to load the soft-close mechanism.



Calculation of the catch position  
from the wardrobe side

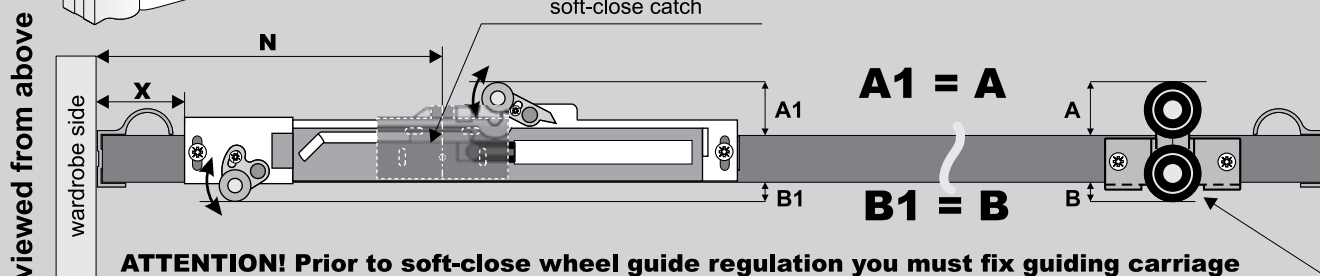
$$N = 110 \text{ mm} + X$$

$X \leq 40 \text{ mm}$  - distance is  
decided by the individual fitter

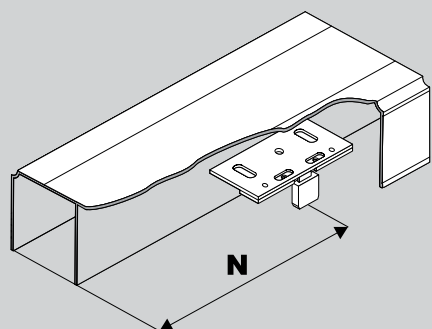
Optimal operational effect  
of soft-close will be obtained  
when the ratio of door  
height to door width h/w  
is between 1/1 and 3/1

**Sevromatic SV-25** - for doors with  
carriages 14-25 kg

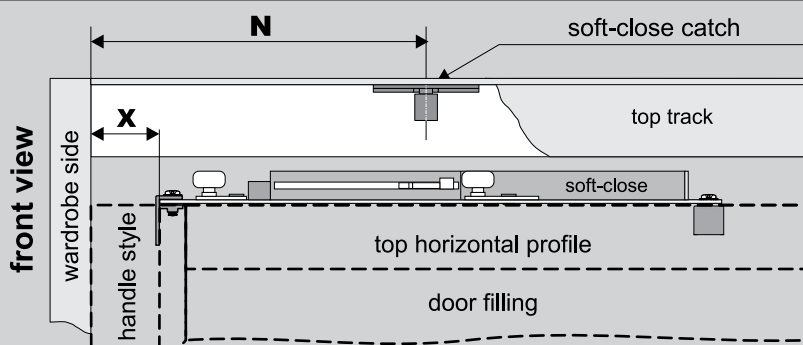
**Sevromatic SV-50** - for doors with  
carriages 25-50 kg



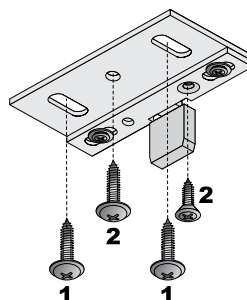
## Assembly of soft-close catch with systems: GEMINI 10, GEMINI 18, COMFORT 10, COMFORT 18, MAXIM 18, MAXIM 18 Board, SINGLE 10, TOP 10, TOP 18



$$N = 110 \text{ mm} + X$$



### Fastening method of soft-close catch.





**1.** fix soft-close catch  
with screws 4 x 20.

**2.** regulate (regulation  
on two levels), and  
then block with  
screws 4 x 20.

## SOFT-CLOSE

## SEVROMATIC MINI SV-40

Soft-close for sliding doors



## CHARACTERISTICS

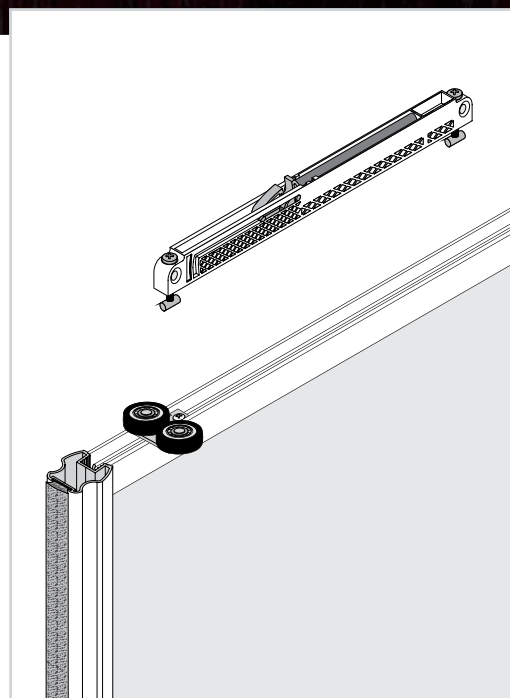
► Application	Sliding doors
► Track	Twin and single
▼ Carriage system	Bottom
► Top guide	Ball bearing carriage
► Bottom guide	Carriage WD 10V, WD 10C
► Construction	Frame
► Filling thickness	18 mm, 10 mm
► Filling type	18 and 10 mm MFC, 4.5-6 mm safety glass, 4 mm mirror
► Max. door load	40 kg
► Max. handle length	n/a
► Textile door stops	n/a
► Anti-dust brushes	n/a
► Sales programme	n/a
► Decorative profile programme	n/a

Soft-close for sliding doors  
**SEVROMATIC MINI SV-40****i** Each set includes 2 items

CODE	KG	COLLECTIVE PACKAGING	PRICED PER	PRICE
20258	40	24	SET	

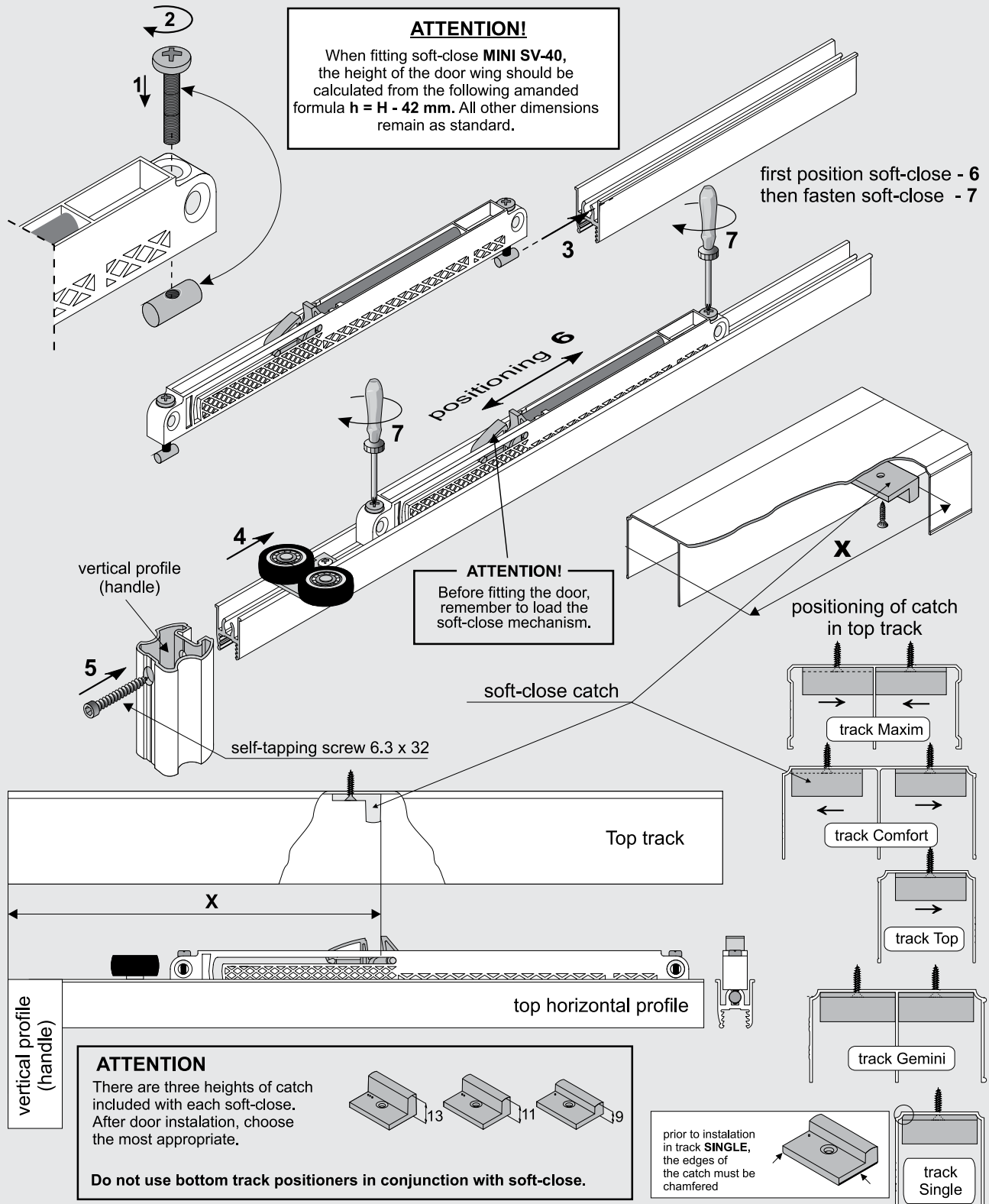
**i** Set components

NAME	QUANTITY
soft-close mechanism	2 pcs
soft-close catch (different sizes)	3 pcs x 2
fastening pin	4 pcs
screw M3 x 20	4 pcs



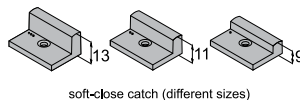
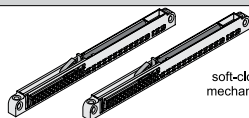


## Assembly of soft-close mechanism with systems: GEMINI 10, COMFORT 10, MAXIM 18, SINGLE 10, TOP 10, TOP 18



### COMPONENTS

#### Soft-close for sliding doors Sevromatic MINI SV-40 (40 kg)



fastening pin - 4 pcs



screw M 3 x 20 - 4 pcs





SOFT-CLOSE

## SEVROMATIC TOP

Soft-close for sliding doors



## CHARACTERISTICS

► Application	Sliding doors
► Track	Twin and single
▼ Carriage system	Bottom
► Top guide	Ball bearing carriage
► Bottom guide	Carriage WD 10V, WD 10C
► Construction	Frame
► Filling thickness	18 mm, 10 mm
► Filling type	18 and 10 mm MFC, 4.5-6 mm safety glass, 4 mm mirror
► Max. door load	60 kg and 80 kg
► Max. handle length	n/a
► Textile door stops	n/a
► Anti-dust brushes	n/a
► Sales programme	n/a
► Decorative profile programme	n/a

Soft-close for sliding doors  
**SEVROMATIC TOP SV-60**  
 and **SV-80**

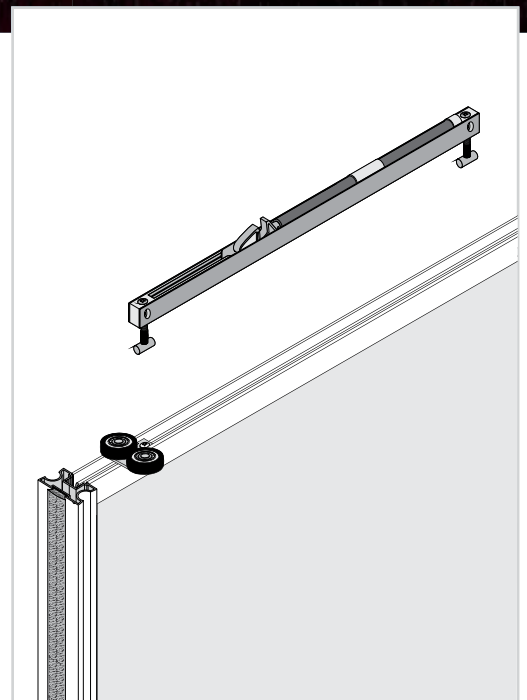


**i** Each set includes 2 items

CODE	KG	COLLECTIVE PACKAGING	PRICED PER	PRICE
20259	60	24	SET	
20267	80	24	SET	

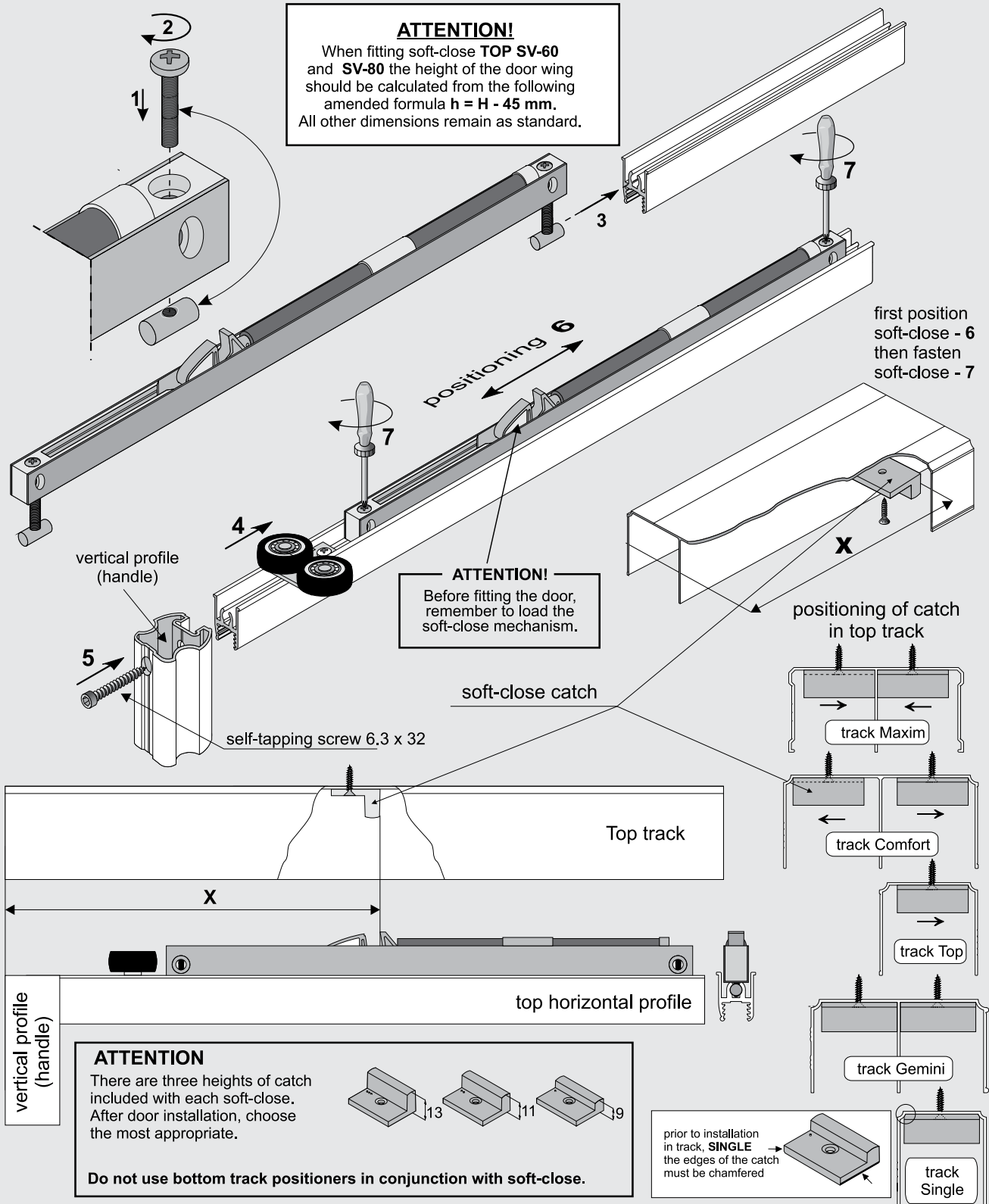
**i** Set components

NAME	QUANTITY
soft-close mechanism	2 pcs
soft-close catch (different sizes)	3 pcs x 2
fastening pin	4 pcs
screw M3 x 20	4 pcs



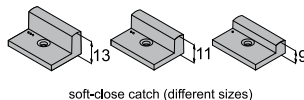
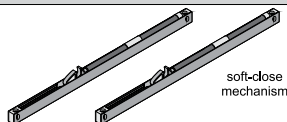


## Assembly of soft-close mechanism with systems: GEMINI 10, COMFORT 10, MAXIM 18, SINGLE 10, TOP 10, TOP 18



### COMPONENTS

#### Soft-close for sliding doors Sevromatic TOP SV-60 (60 kg) and SV-80 (80 kg)



fastening pin - 4 pc.


screw M 3 x 20 - 4 pcs



# SOFT-CLOSE OPTIMA

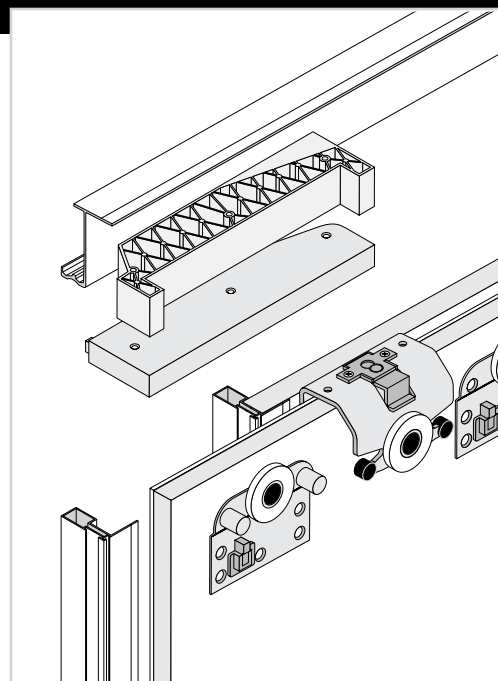


Soft-close for sliding doors



## CHARACTERISTICS

► Application	Sliding doors
► Track	Twin
▼ Carriage system	Top
► Top guide	Ball bearing carriage
► Bottom guide	Guiding bush
► Construction	Board
► Filling thickness	Board 16 mm lub 18 mm, 12 mm + mirror
► Filling type	16 and 18 mm MFC, 12 mm board + 4 mm mirror
► Max. door load:	40 kg
► Max. handle length	n/a
► Textile door stops	n/a
► Anti-dust brushes	n/a
► Sales programme	n/a
► Decorative profile programme	n/a



SOFT-CLOSE  
for sliding doors **OPTIMA**



**i** Set includes 2 soft-closes L & R

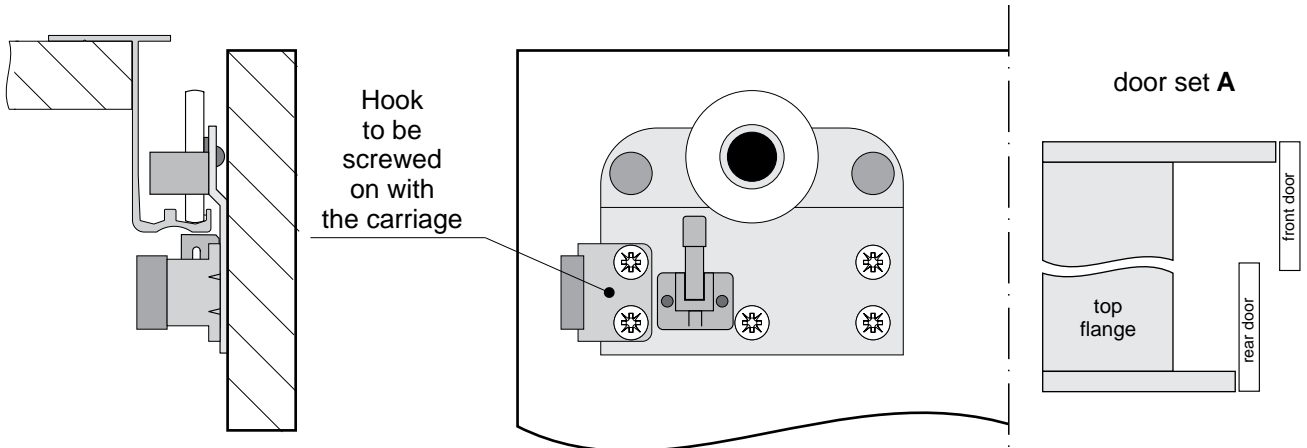
CODE	COLLECTIVE PACKAGING	PRICED PER	NET PRICE
20195	9	SET	

**i** Description

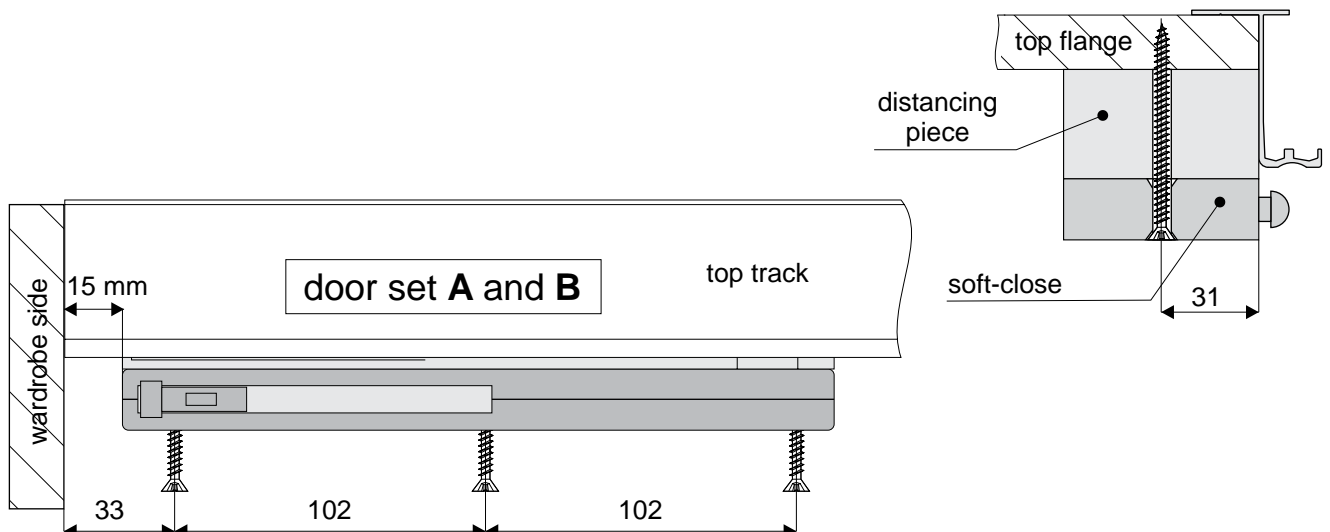
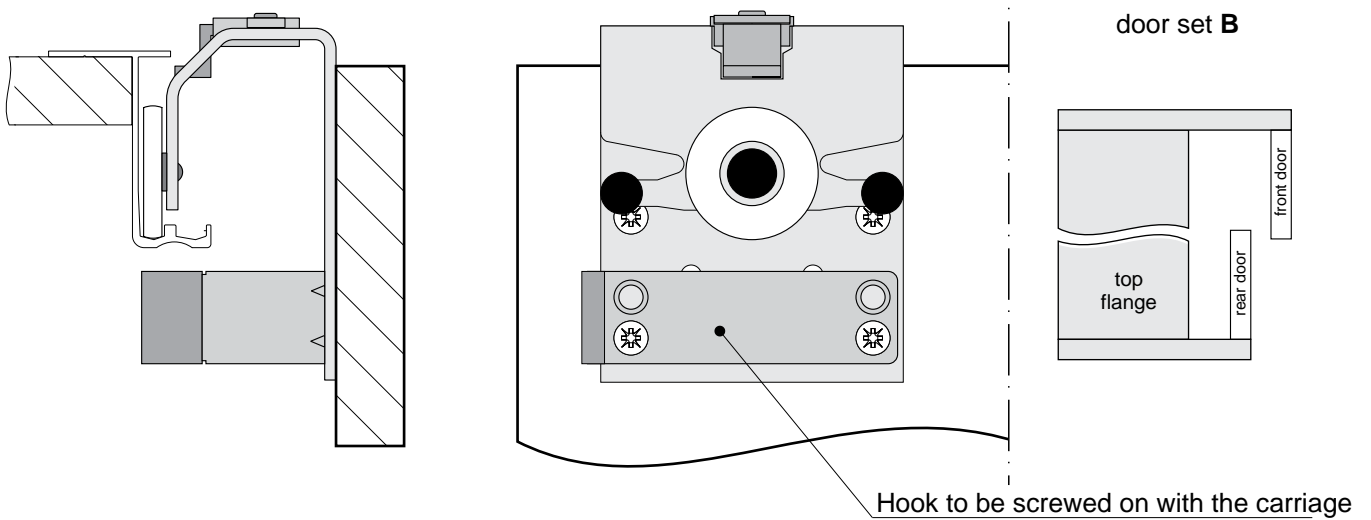
NAME	PRICED PER
Soft-close mechanism	2 pcs
Distancing piece	2 pcs
Soft-close catch (front door)	1 pc.
Soft-close catch (rear door)	1 pc.
Screw with countersunk head 4 x 40	6 pcs
Screw Euro 6 x 17	4 pcs



### Fastening of the soft-close hook to the rear door



### Fastening of the soft-close hook to the front door



SOFT-CLOSE

# HERKULES

Soft-close for sliding doors



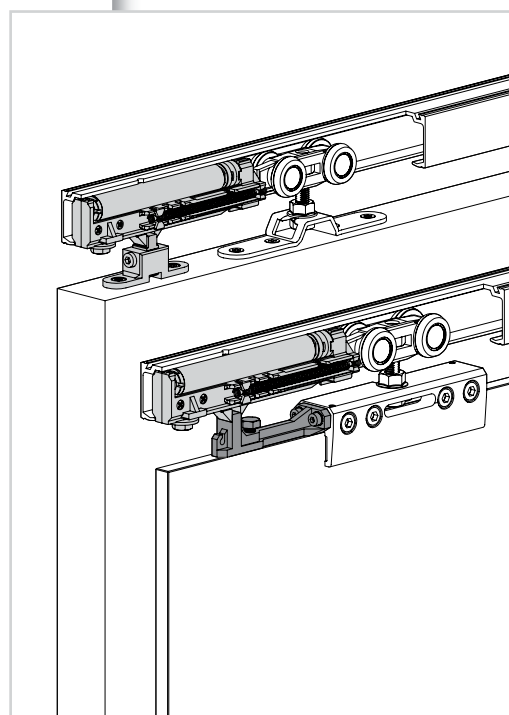
8 kg	14 kg	16 kg	25 kg	35 kg
40 kg	45 kg	50 kg	60 kg	80 kg
100 kg	120 kg			
10mm BOARD	16mm BOARD	18mm BOARD	16-40mm BOARD	16-50mm BOARD
BOARD-MIRROR	4mm MIRROR	4.5mm GLASS	6mm GLASS	8-12mm GLASS
PARTS	ONE PACK	ABC	BASY BUY	



Soft-close for sliding doors **HERKULES 60**

## CHARACTERISTICS

► Application	Sliding doors
► Track	Single
▼ Carriage system	Top
► Top guide	Needle bearing carriage (60 kg)
► Bottom guide	Plastic guide
► Construction	Board and glass
► Filling thickness	16-50 mm board or 9-12 mm glass
► Filling type	Board or glass
► Max. door load:	80 kg
► Max. handle length	n/a
► Textile door stops	n/a
► Anti-dust brushes	n/a
► Sales programme	n/a
► Decorative profile programme	n/a





SOFT-CLOSE  
for sliding doors **HERKULES**



**i** For systems HERKULES 60, 120 and HERKULES Glass

CODE	KG	COLLECTIVE PACKAGING	PRICED PER	NET PRICE
219-032	80	50	ITEM	

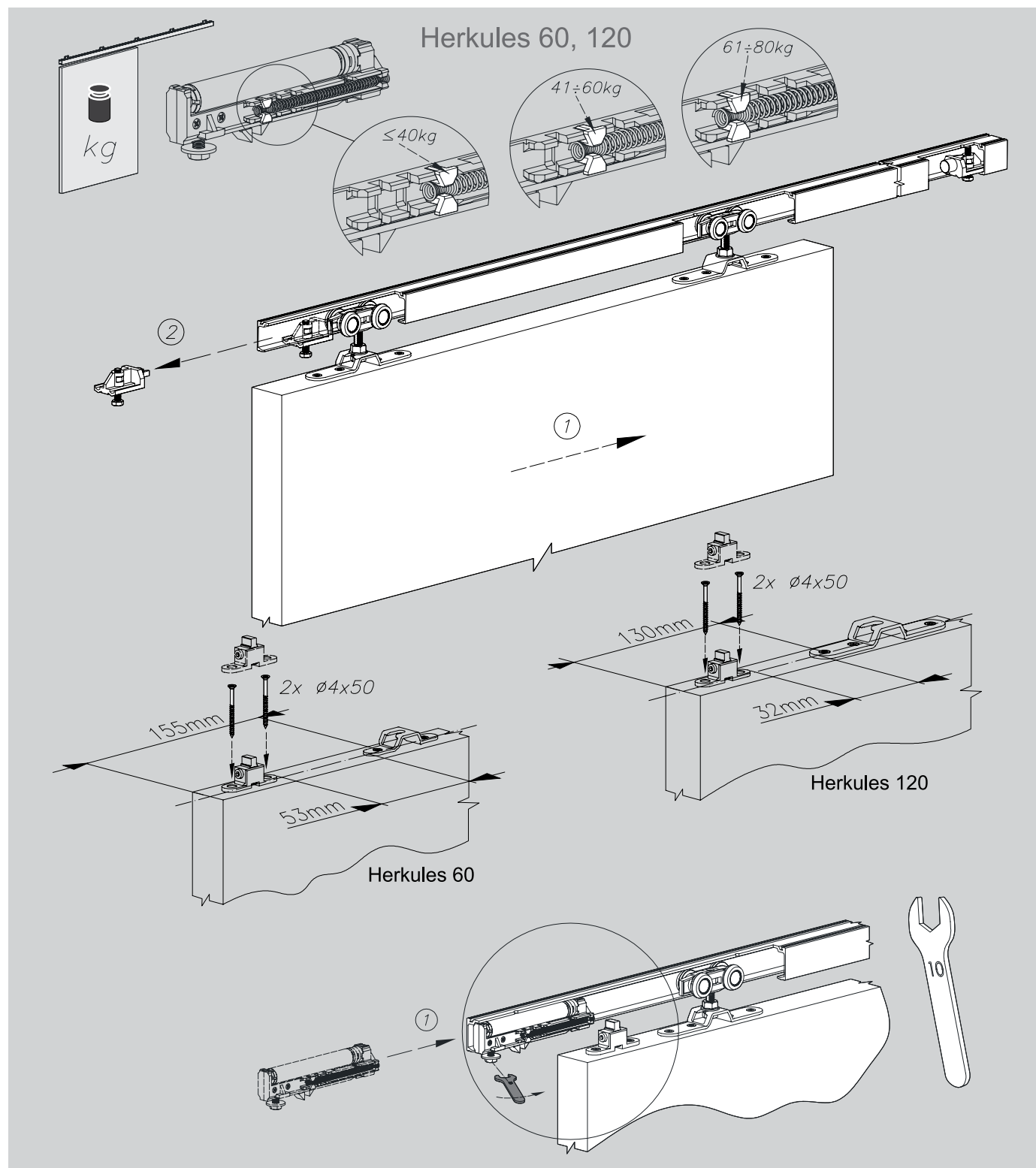
**i** Set components

NAME	SET QUANTITY
Soft-close mechanism	1 pc.
Fixing to wooden doors or furniture board	1 pc.
Screw with countersunk head 4 x 50	2 pcs
Fitting for glass door	1 pc.
Screw M4 x 10	2 pcs
Washer	2 pcs
Allen key	1 pc.
Assembly instructions	1 copy

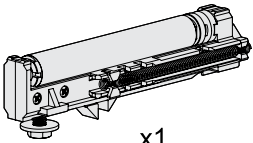
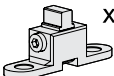

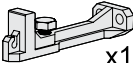



SOFT-CLOSE for sliding doors **HERKULES Glass**



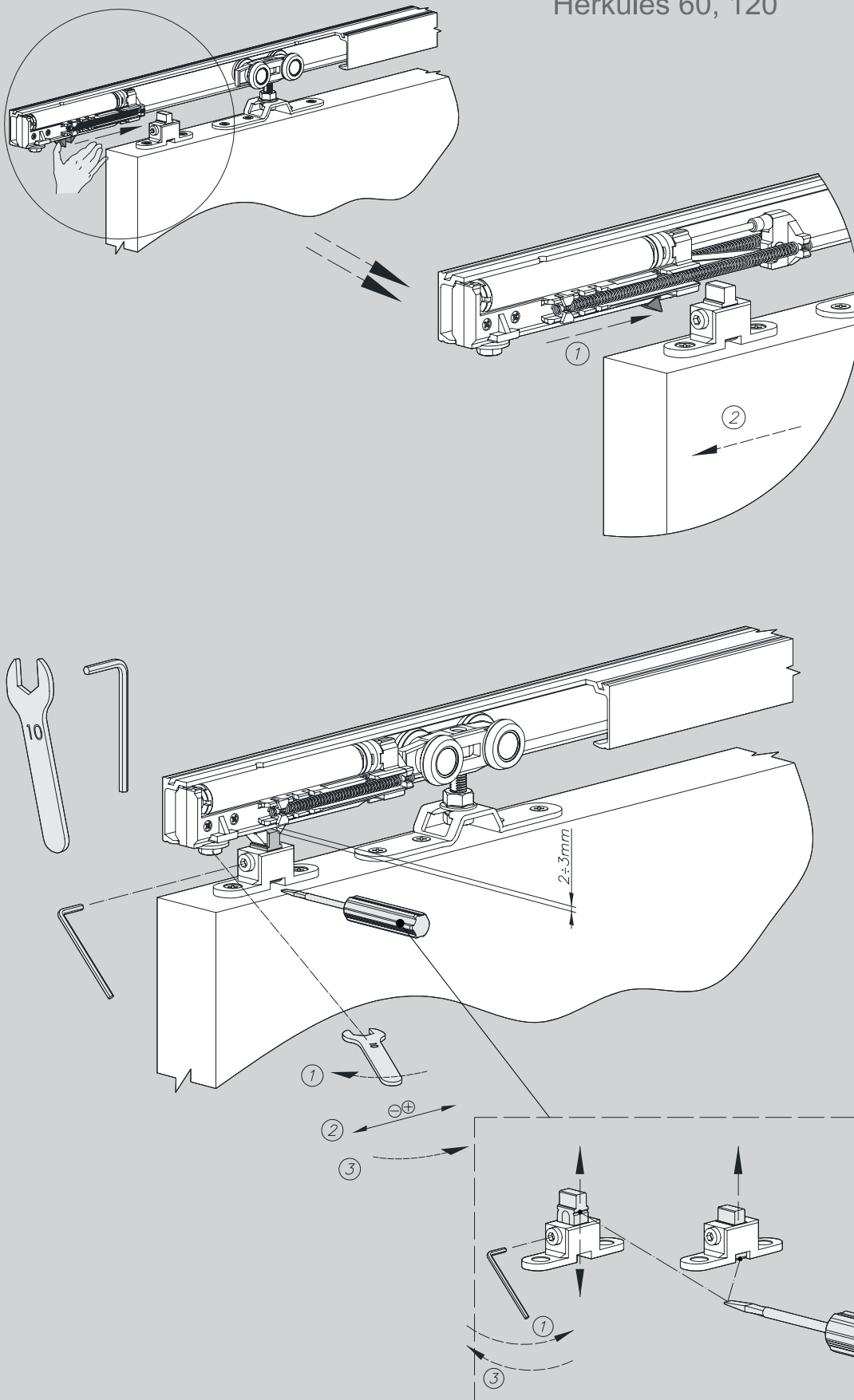


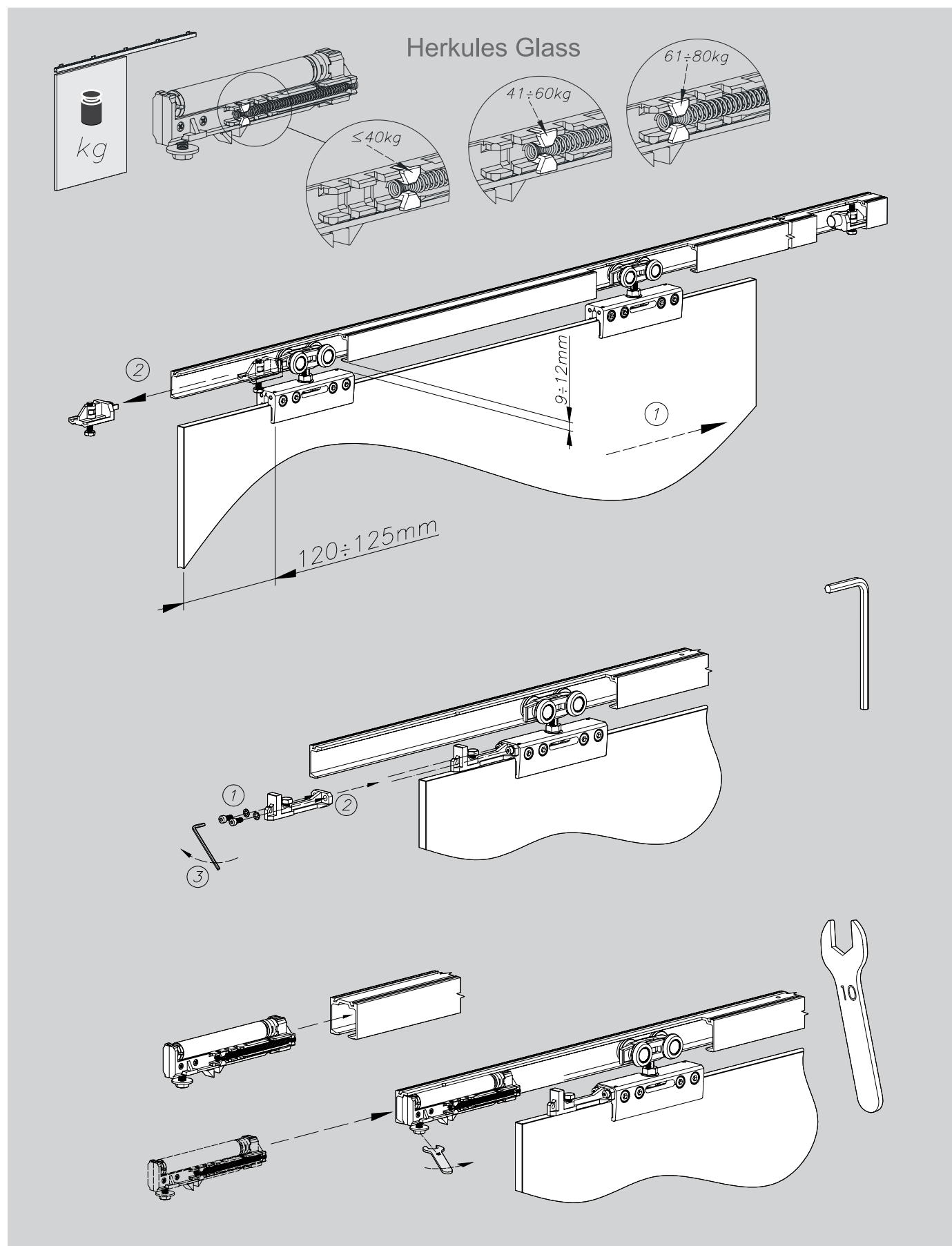
## COMPONENTS

Soft-close for sliding doors HERKULES - set			
 <p>x1</p> <p>soft-close SILENT-STOP mechanism</p>	 <p>x1</p> <p>Fixing to wooden doors or furniture board (Herkules 60/120)</p>	 <p>Ø 4 x 50 / 2 pcs</p>	 <p>x1</p> <p>Fixing to glass doors (Herkules Glass)</p>
			 <p>M4 x 10 / 2pcs</p> <p>2 pcs</p>



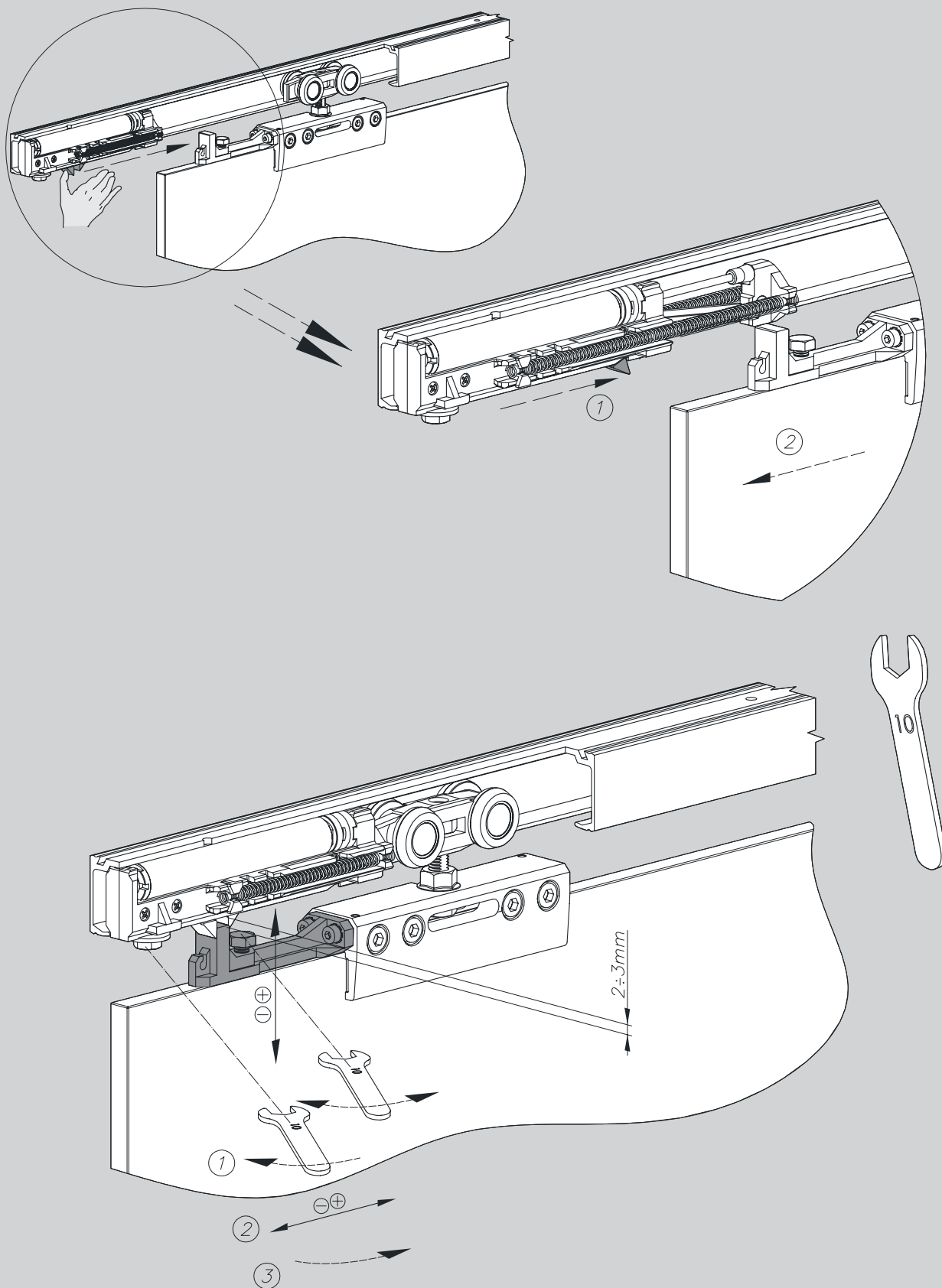
Herkules 60, 120





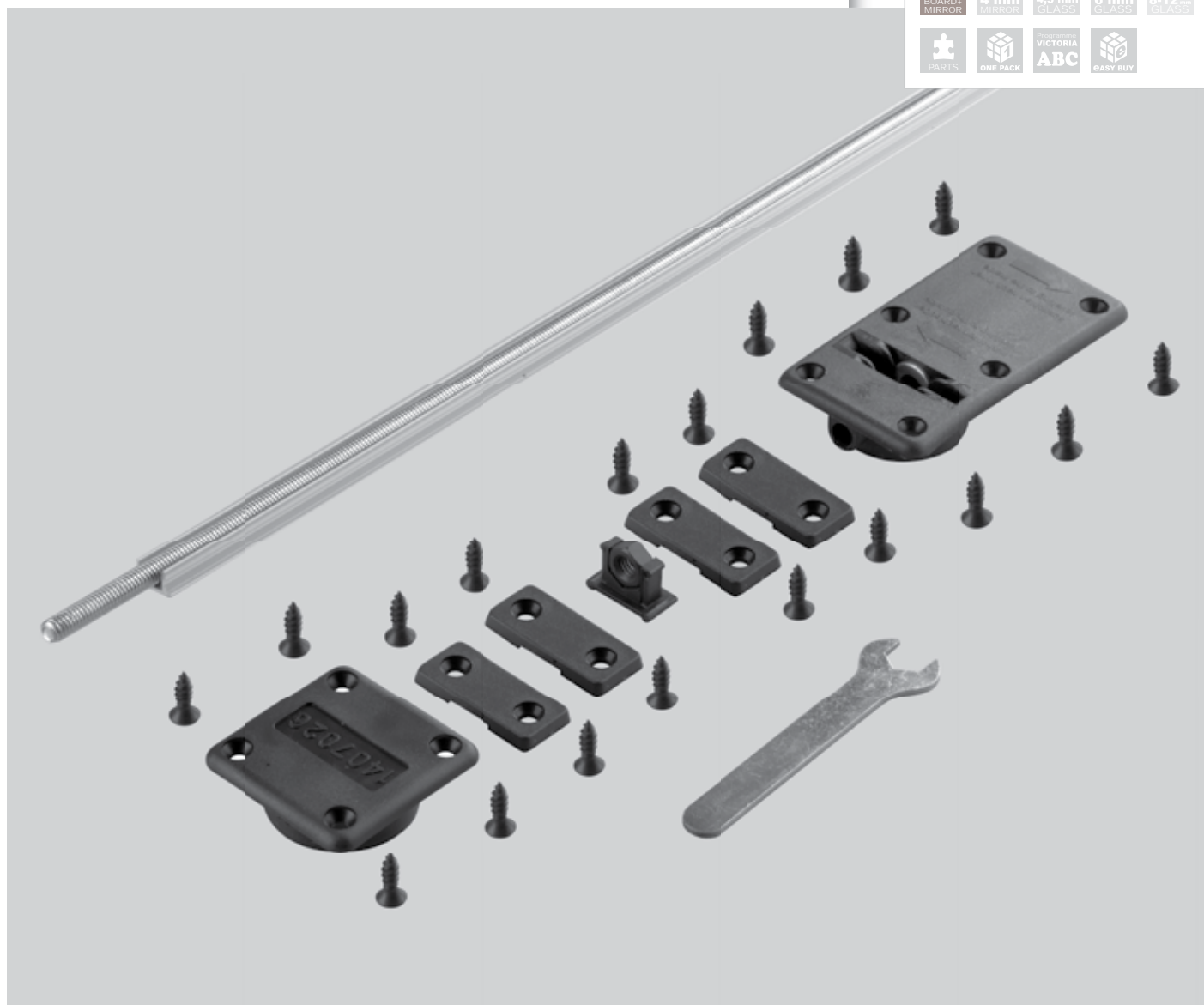


## Herkules Glass



# BOARD STRAIGHTENING SYSTEM

For 18, 16 and 12 mm chipboard and MDF board



8 kg	14 kg	16 kg	25 kg	35 kg
40 kg	45 kg	50 kg	60 kg	70 kg
100 kg	120 kg			
12 mm BOARD	16 mm BOARD	18 mm BOARD	16-40 mm BOARD	16-50 mm BOARD
BOARD+MIRROR	4 mm MIRROR	4,5 mm GLASS	6 mm GLASS	8-12 mm GLASS
PARTS	ONE PACK	VICTORIA ABC	EASY BUY	

## CHARACTERISTICS

► Application	door straightening
► Track	n/a
▼ Carriage system	n/a
► Top guide	n/a
► Bottom guide	n/a
► Construction	board
► Filling thickness	18 mm, 16 mm, 12 mm
► Filling type	board 18 mm, 16 mm and 12 mm + mirror 4 mm
► Max. Door load	n/a
► Max. Handle length	n/a
► Textile door stops	n/a
► Anti-dust brushes	n/a
► Sales programme	n/a
► Decorative profile programme DECOR	n/a

CODE	KG	COLLECTIVE PACKAGING	ITEM	NET PRICE PER ITEM
20239	-	50	SET	

## **i** Set components

NAME	QUANTITY
bottom mounting plate	1 pc.
top mounting plate	1 pc.
nut M6	2 pcs
cover for nut M6	1 pc.
cover strip fixing	4 pcs
cover strip	1 pc.
threaded bar M6 x 1987	1 pc.
10 mm spanner	1 pc.
fixing screw	set
assembly instructions	1 pc.

Door before fitting of the system

Door bows outwards

turn clockwise

Door bows inwards

turn anticlockwise

Prior to system fitting to the board, threaded bar M6 needs to be screwed into top and bottom mounting plate. The threaded bar must be screwed into the top mounting plate until resistance is felt.

Dimension A calculation, as well as threaded bar I length	
<p>door height <math>L &gt; 2100</math> mm</p> <p><math>A = (L - 1940) : 2</math></p> <p>I - threaded bar M6 without cutting</p>	<p>door height <math>L \leq 2100</math> mm</p> <p><math>A = 78</math> mm</p> <p>threaded bar M6 needs to be cut adequately</p> <p><math>I = L - 113</math> mm</p>

Machining of openings  $\varnothing 35$  mm and threaded bar channel 10 mm

board #16 & 18 mm

board #12 mm

with 12 mm board machine before fixing the glass onto the board

threaded bar channel size

**ATTENTION!**

For boards 700 mm or wider we recommend the use of two straightening systems, fitting them parallel to one another

COMPONENTS

bottom mounting plate

top mounting plate

x2

nut M6

cover for nut M6

x4

cover strip fixing

cover strip

threaded bar M6 x 1987

x22

fixing screw 4 x 13

10 mm spanner



Hex head screwdriver



CODE	Application
16169	Vertical regulation of carriage WD18C (pressure screw M4 x 20)

Stencil for carriages



CODE	Application
20191	production of rebate outline for carriage WD18C/V in systems Gemini 18, Comfort 18 and Maxim 18 Board

Positioning jig (small)



CODE	Application
20173	drilling of assembly openings in handles for systems Gemini 10, Comfort 10, Single 10, Top 10 without the need to measure, scribe and point

Positioning jig **Maxim** small



CODE	Application
20183	drilling of assembly openings in handles for systems Maxim 18 and Top 10 without the need to measure, scribe and point

Drilling jig (large)



CODE	Application
20016	drilling of assembly openings in handles for systems Gemini 10, Comfort 10, Single 10, Top 10, Maxim 18 and Top 18 (using Maxim hole positioning jig); using step drill it is possible to simultaneously drill an opening with two diameters

**Maxim** hole positioning jig



CODE	Application
20099	when combined with drilling jig you can drill assembly openings in handle Prosper and Porto for systems Maxim and Top 18 using a step drill bit

Step drill bits 6.5 / 9.5 mm



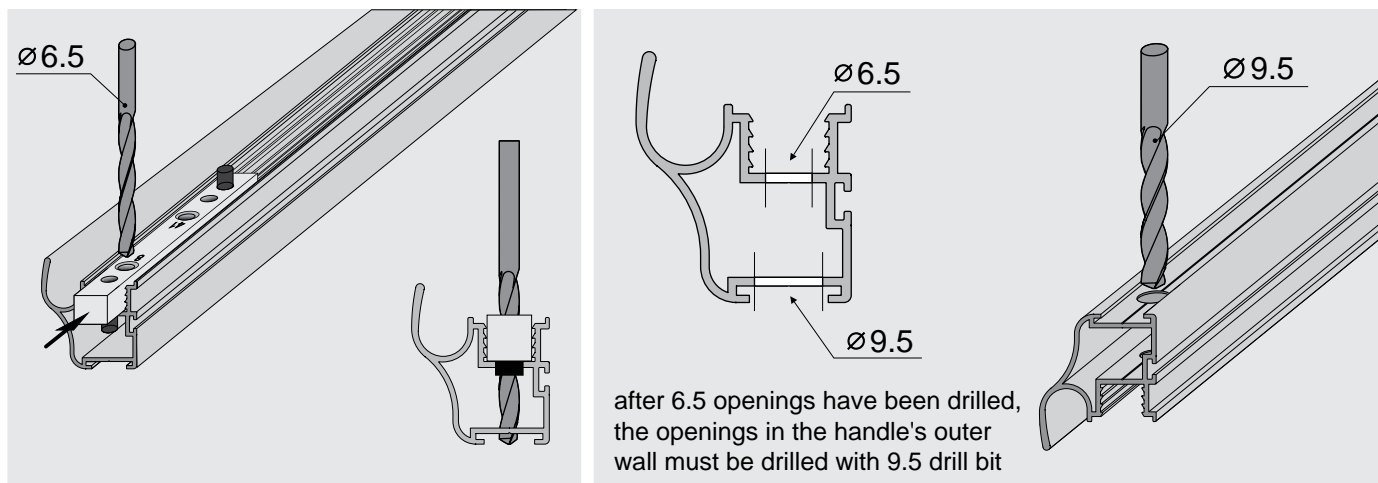
CODE	Application
20144	drilling of assembly openings in handles for systems Gemini 10, Comfort 10, Single 10, Top 10, Top 18, Maxim 18; can be used with drilling jig

Mounting tool (small)

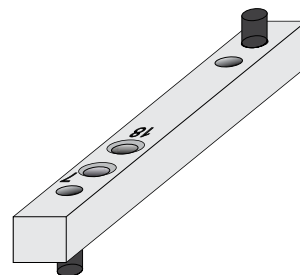
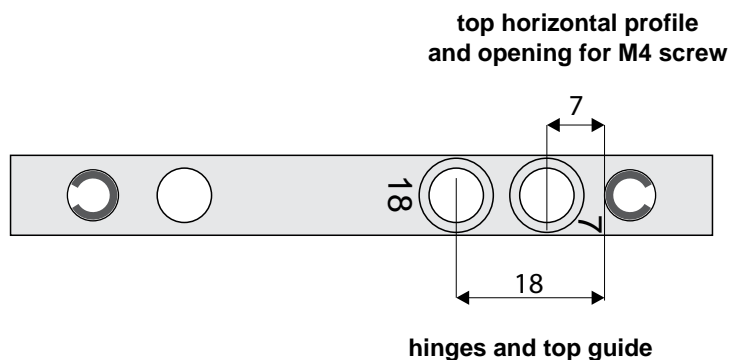
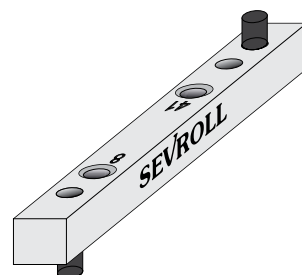
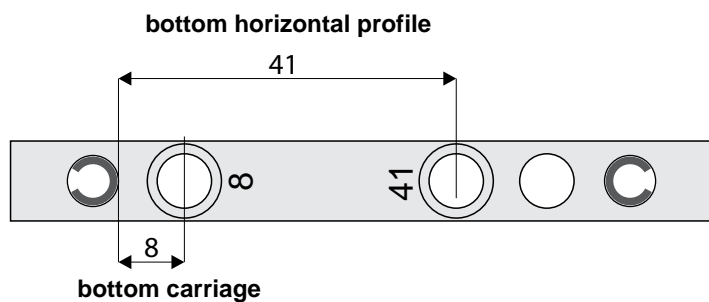


CODE	Application
20015	positioning for bottom carriage WD18C on bottom track Gemini and Comfort

Drilling jig enables quick and exact drilling of openings in handles, during assembly of all types of doors (**sliding, pull-apart, folding**) in systems **Gemini 10, Comfort 10, Dr 10, Ds 10**.

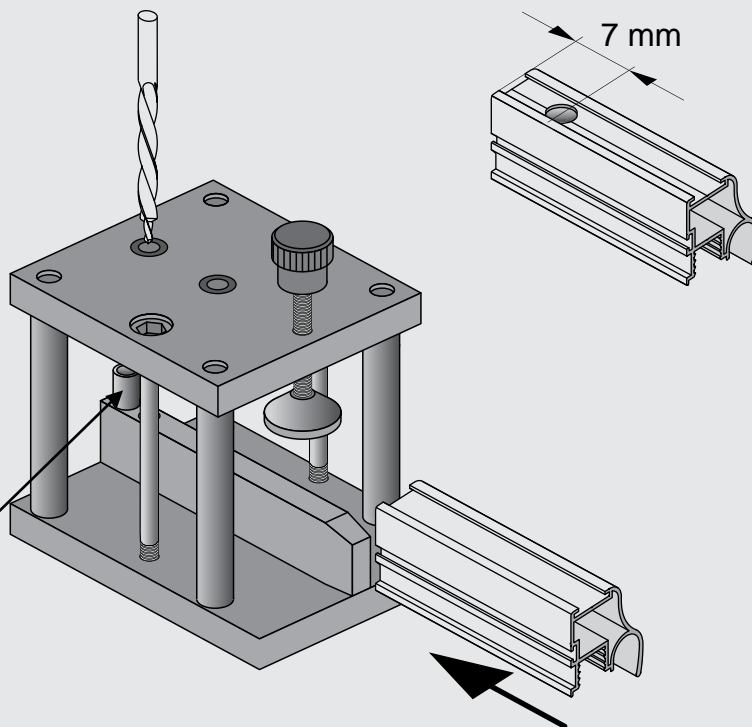
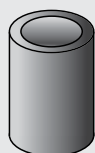


## size and position of openings

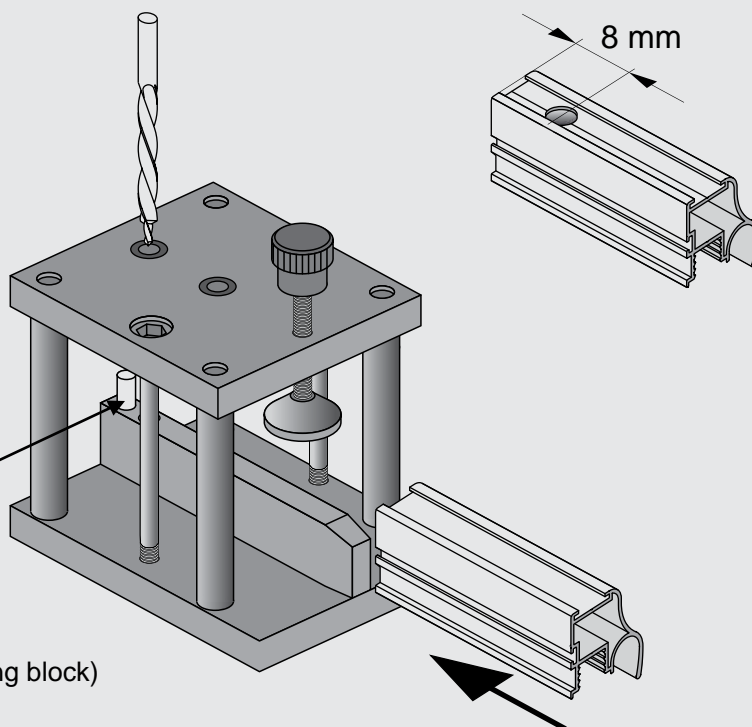


**Step drill 6.5 x 9.5  
should be used for drilling**

2. Opening positioned 7 mm  
from the end of the handle  
(use spacer)

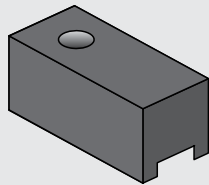


1. Opening positioned 8 mm  
from the end of the handle  
(do not use spacer or distancing block)

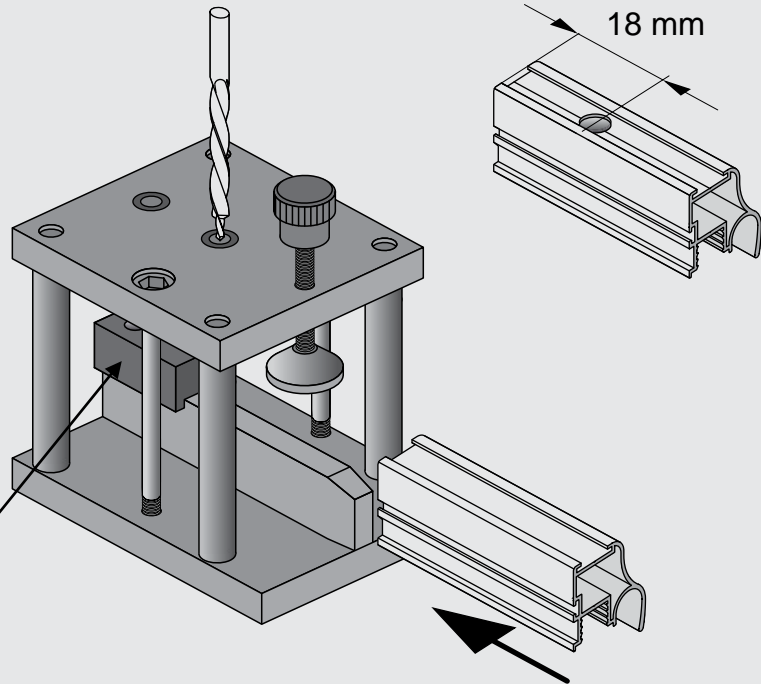


**Step drill 6.5 x 9.5  
should be used for drilling**

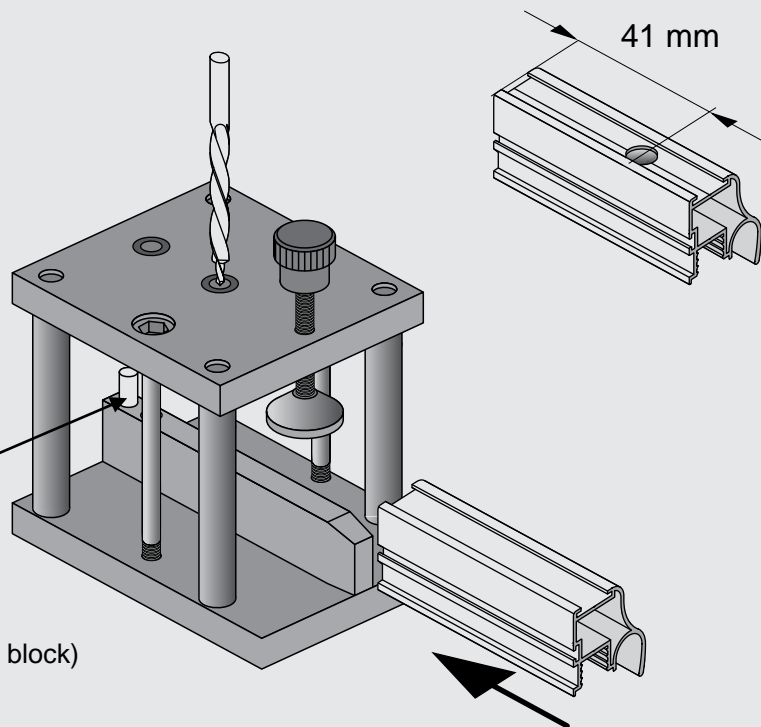
4. Opening positioned 18 mm  
from the end of the handle  
(use distancing block)



Distancing block



3. Opening positioned 41 mm  
from the end of the handle  
(do not use spacer or distancing block)



### Required:

DECOR handle, DECOR foil, cleaning fluid, cloth, retractable knife.

- 1 Wipe the DECOR handle with cleaning fluid



- 2 Apply foil by pressing the cloth into the handle



- 3 After application, cut off excess foil with retractable knife



- 4 Next trim the foil alongside the handle's channel



- 5 The effect of decorating with DECOR foil



For details of colour range available, we recommend the purchase of Sevroll's decorative foil chart

Available foil widths in rolls: 40 mm, 60 mm, 450 mm





**Required:**

handle with ORNAMIC option, 23 mm wide and 0.6-1 mm thick ABS strip, retractable knife.

- 1 Prepare all necessary items



- 2 Slide ABS strip into adequate channels



- 3 Trim the excess at the end of profile



- 4 The end effect of decorating with ABS strip



Sevroll does not offer a warranty for laquered surfaces. Only profiles with production and factory faults such as mechanical scratches or discoloration may be returned.

## PAINTED PROFILES PROGRAMME

SEVROLL offers an extensive, bespoke array of powder coating in RAL colours.



9003	8019	8007	7042	7033	7021	7008	7000	6025	6016	6008	6000	5017	5008	4009	4001	3015	3004	2009	1033	1019	1011	1000
9004	8022	8008	7043	7034	7022	7009	7001	6026	6017	6009	6001	5018	5009	5000	4002	3016	3005	2010	1034	1020	1012	1001
9005	8023	8011	7044	7035	7023	7010	7001	6027	6018	6010	6002	5019	5010	5001	4003	3017	3007	2011	2000	1021	1013	1002

SYMPTOMS	POSSIBLE REASONS	ERROR REMOVAL METHOD
Warped door wing #10, #18	Filling warped - due to changes in room humidity.	Routed channels on the back side of board. With 18 mm around 8 mm deep, with 10 mm around 3 mm deep.  We would like to remind that board producers recommend taping narrow edges, even the ones inserted into aluminium profile.  In spaces with high and unstable humidity (foyers, freshly plastered or painted rooms) the routed channels may not help. We suggest to use a stiff, thick profile. In extreme cases a door straightening turnbuckle can be used.  Countersink the edge of the board to be maximally 0.1-0.2 mm thicker than the size of the channel.
	Too big difference between board thickness and the width of board channel in profile (eg oversized board 10.2-10.4mm in undersized profile 9.6-9.7 mm).	
	Chipboard / mdf bent due to decorative finish (with wall paper or veneer) or varnishing on one side only. Also due to much thicker layer of varnish on the front side.	Veneer / varnish or paper the other side.
	Gluing of mirror / glass to 12 mm board with glue or silicon on the entire surface (or even with spots).	Essentially we recommend the usage of double sided tape. We suggest to use the biggest amount of tape at the bottom of the door, decreasing the amount towards the top.
Door wing warped in frame construction	Filling cut without preserving right angles  Frame horizontal profiles cut without preserving right angles.	Check whether diagonals lengths are equal. Alternatively cut again.  Check the angle and alternatively cut new ones.
Contact between lower horizontal profile (angle section) and bottom track	Bottom track laid on uneven surface. unlevelled track and door wings.	Even the surface, alternatively level track with washers.
Contact between door wing and top track	Unparallel top track to bottom track in horizontal plane. The height of opening at the place of contact is lower than assumed for door calculation.	Even the opening or shorten the door.
Juddering bottom carriages, contact between door wing and top track	Unparallel top track to bottom track in horizontal plane - "twisting".	Fasten top track and bottom track so that they are parallel to one another.
Noticeable resistance when sliding a door with carriages type V	Bottom track tilted from horizontal position in plane vertical to track.	Transverse tilt from the horizontal positioning for track V must be smaller than 0.5 mm. Carriages V are very sensitive to such unevenness.  In case of an impossibility to exactly level track (short accurate spirit level is necessary) we suggest swapping bottom track and carriages for type C - much less sensitive to transverse aberration.
Noticeable resistance whilst sliding door with soft-close	Soft-close incorrectly fastened.  Soft-close rollers incorrectly regulated.	Improve soft-close fastening.  Regulate the rollers.
Knocking of bottom carriages, heavier slide	Damage or indentation to plastic roller, generally due to exceeding allowed door weight, less commonly due to faulty material.  Excessive levels of dust or sand etc in bottom track.  Fault with roller shape, ingredients or structure of its material.	Exchange carriages for suitable load bearing items.  Regularly vacuum bottom track. Clean rollers from dust and sand. Carriages with used rollers exchange for new ones.  Exchange carriage for a new item.






# DOOR FILLINGS WEIGHT

FILLING TYPE	FILLING THICKNESS	FILLING WEIGHT*
BOARD	18 mm	≈ 13 kg / m <sup>2</sup>
	16 mm	≈ 11 kg / m <sup>2</sup>
	12 mm	≈ 9 kg / m <sup>2</sup>
	10 mm	≈ 8 kg / m <sup>2</sup>
GLASS	12 mm	≈ 30 kg / m <sup>2</sup>
	10 mm	≈ 25 kg / m <sup>2</sup>
	8 mm	≈ 20 kg / m <sup>2</sup>
	6.5 mm	≈ 15 kg / m <sup>2</sup>
	4.5 mm	≈ 10 kg / m <sup>2</sup>
MIRROR	4 mm	≈ 10 kg / m <sup>2</sup>
MDF BOARD	50 mm	≈ 40 kg / m <sup>2</sup>
	38 mm	≈ 28.41 kg / m <sup>2</sup>
	30 mm	≈ 22.91 kg / m <sup>2</sup>
	28 mm	≈ 21.40 kg / m <sup>2</sup>
	25 mm	≈ 19.35 kg / m <sup>2</sup>
	18 mm	≈ 14.44 kg / m <sup>2</sup>
	16 mm	≈ 13 kg / m <sup>2</sup>
	10 mm	≈ 8.08 kg / m <sup>2</sup>
	8 mm	≈ 6.54 kg / m <sup>2</sup>
	6 mm	≈ 4.97 kg / m <sup>2</sup>





\* table values are for estimation only



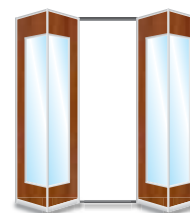
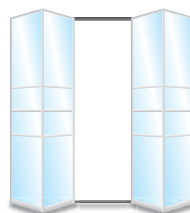
## Sliding doors with two wings



## Sliding doors with three wings





## Folding doors



## Pull-apart doors



## Pathway doors



# INDEX

## A

Angle section 10 x 10 **369**  
Angle section 10 x 18 **369**  
Angle section 18 x 18 **369**  
Angle section 18 x 36 **369**  
Angle section 22 x 22 **369**  
Angle section 36 x 36 **369**  
Angle section K2-Decor **19, 145, 187, 211, 236, 252, 320, 370**  
Angle section Mini **145, 186, 210, 236, 252, 276, 313, 319, 274, 370**  
Angle section Mini Decor **314**  
Angle section ZW 20 x 18 **145 187, 211, 236, 252, 275, 313, 319, 370**  
Angle support LINEA **361**  
Anti-dust brush **369**

## B

Bar support Wilson **351**  
Bar Wilson 1200 mm **351**  
Big Clip Hinge **365**  
Bottom carriage ARES 2 **23**  
Bottom carriage WD10C HI-TEC **124, 173, 228**  
Bottom carriage WD10V DUO **58, 201**  
Bottom carriage WD10V Ekonomik **218**  
Bottom carriage WD10V HI-TEC **31, 47, 58, 124, 173, 201, 228**  
Bottom carriage WD18C HI-TEC **144, 186, 235**  
Bottom carriage WD18V HI-TEC **144, 186, 210, 236**  
Bottom pivot APOLLO **265**  
Bottom pivot seat APOLLO **265**  
Bottom pivot with seat HERKULES PLUS **299**  
Bottom track Comfort **170, 184**  
Bottom track Comfort - Decor **170, 183**  
Bottom track Doubler II **171, 184**  
Bottom track Ekonomik **217**  
Bottom track Ekonomik **217**  
Bottom track Elegant - Decor **122, 143, 227, 234**  
Bottom track Exclusive - Ornamic **77, 267, 273, 279**  
Bottom track First **282, 305**  
Bottom track Gemini - Decor **121, 142, 226, 234**  
Bottom track Hide G **29, 45, 56**  
Bottom track Hide M **29, 44, 56**  
Bottom track Hide N **29, 45, 56**  
Bottom track Hide W II **29, 45, 56**  
Bottom track Line **287**  
Bottom track Maxim II **200, 209**  
Bottom track Optima **251**  
Bottom track seat **30, 45, 55**  
Brush clip **372**  
Bump stopper, top URSUS-EXCLUSIVE OGUE **68, 89**

## C

C profile 16 **365**  
C profile 16 - Decor **365**  
C profile 18 **269, 366**  
C profile 18 - Decor **366**  
C profile 20 x 20 **366**  
C profile 36 - Decor **366**  
C profile Duo 16 - Decor **367**  
C profile Mini 18 **366**  
C profile Mini 36 **366**  
C profile steel 1109 **98, 298**  
Carriage 20 **93, 245**  
Carriage 21 **245**  
Carriage 22 **246**  
Carriage H120 HERKULES **97**  
Carriage H60 HERKULES **97**  
Carriage HP25 HERKULES PLUS **299**  
Carriage HP40 HERKULES PLUS **299**

Carriage template **376**  
Ceiling bracket **372**  
Channel 1109 **300**  
Clamp for glass **105**  
Clipstopper **93, 245**  
Clipstopper ARES 2 **23**  
Clipstopper HERKULES **97, 105**  
Clip hinge **266, 300, 371**  
Connectors SYMETRIC **113**  
Components of set without track HERKULES PLUS 25 KG **301**  
Components of set without track HERKULES PLUS 40 KG **301**  
Cord roller SYMETRIC **113**  
Countersunk screw UNIX **19**  
Covering strip for bottom track Doubler II - Decor **171, 184**  
Covering strip for track Ekonomik **217**  
Covering strip for track Maxim II - Decor **200, 209**  
Covering strip for track SINGLE **28**

## D

Decoration profile programme Decor **384**  
Decoration programme Ornamic **386**  
Door stop **68, 89**  
Double shock absorber APOLLO **264**  
Drilling jig (large) **392**

## E

EASY BUY EKONOMIK **219**  
EASY BUY MAXIM **202**  
EKONOMIK E20-I SET and EKONOMIK E30-I SET **219**  
End cap for interior profile LINEA **362**  
End cap for track SINGLE with bottom and top stoppers **28**  
End cap for track HIDE N **30, 45, 57**  
End cup for tube Ø16 **362**  
End cap WILSON **351**

## F

Fastening angle section SYMETRIC **111**  
Flat bar profile D20 **365**  
Foot LINEA **362**  
Frame profile 04 **337**  
Frame profile 05 **341**  
Frame profile 06 **341**  
Frame profile 07 **341**  
Frame profile 08 **341**  
Frame profile 1727 **347**  
Frame profile 1728 **347**  
Frame profile 1729 **347**  
Frame profile gasket 04/05 **338, 343**  
Frame profile gasket 06 **343**  
Frame profile gasket 1727 **348**  
Frame profile L24 Secret Line II **331**  
Frame profile L24 Slim Line **331**  
Frame profile S01 **339**  
Frame profile S02 **343**  
Frame profile S03 **343**  
Frame profile S04 **343**  
Furniture hinge **265, 371**  
Furniture hinge 40 kg **363**

## G

Gasket **32, 48, 59, 69, 125, 174, 202, 219, 229, 283, 309, 326, 372, 340, 345**  
Guide 102 N **68, 79, 89**  
Guide for glass doors **105**  
Guide plastic **93, 243**  
Guide BLUM universal **329, 337, 342**



# INDEX

Guiding bush 1102 **96, 300**  
Guiding carriage 10-ka WP10-DUO **122, 123, 228**  
Guiding carriage Comfort WPCm.-DUO **185**  
Guiding carriage Ekonomik WPEk.-DUO **217**  
Guiding carriage Everest WPEv.-DUO **235**  
Guiding carriage Focus WPFc.-DUO **143, 144, 235**  
Guiding carriage Future WPFt.-DUO **172**  
Guiding carriage Gemini WPGm.-DUO **30, 31, 123**  
Guiding carriage Master WPMs.-DUO **46, 57, 172**  
Guiding carriage Maxim WPMx.-DUO **200**  
Guiding carriage Maxim Board WPMx.-DUO **210**

## H

Half overlay hinge BLUM **331, 339, 344, 345**  
Handle 10-ka II **119, 281, 307**  
Handle adhesive HERKULES Glass **103**  
Handle Alfa II **139**  
Handle Beta 16 **139**  
Handle Beta 18 **139**  
Handle Comfort 16 II **183**  
Handle Comfort 18 II **183**  
Handle drawer 006 **370**  
Handle drawer 007 **371**  
Handle drawer 008 **371**  
Handle Ekonomik **217**  
Handle Faworyt II **140**  
Handle Fiesta 16 - Decor **140**  
Handle Fiesta 18 - Decor **140**  
Handle Focus 16 **140**  
Handle Focus 16 II **141**  
Handle Focus 18 **140**  
Handle Focus 18 II **141**  
Handle Fox **119, 225**  
Handle Future II **169**  
Handle Gemini - Decor **27, 67, 119**  
Handle Julia II **27, 67, 119**  
Handle Karat **27, 67, 119**  
Handle Master **43, 169**  
Handle Minicomfort II **183, 313**  
Handle Optima 16 **251**  
Handle Optima 18 **251**  
Handle Oxford **325**  
Handle Porto **55, 79, 199, 209**  
Handle Prince 01 - Ornamic **269**  
Handle Prince 02 - Ornamic **269**  
Handle Prosper II - Decor **55, 79, 199, 209**  
Handle Romeo II **27, 67, 119**  
Handle Star **43, 169**  
Handle Unicomfort II **183, 275, 319**  
Handle Universal 16 GM **141, 233**  
Handle Universal 18 GM **141, 233**  
Handle Victoria II - Decor **141**  
Hanging rail support LINEA **361**  
Hex head screwdriver **392**  
Hinge 25 kg **300**  
Hinge 40 kg **300**  
Hinge BLUM ½ overlay mini - 71T960A **337**  
Hinge BLUM ½ overlay fi 26 - 71T0650 **342**  
Hinge BLUM ½ overlay fi 35 - 71M2650 **329, 343**  
Hinge BLUM inset mini - 71T970A **338**  
Hinge BLUM inset fi 26 - 71T0750 **342**  
Hinge BLUM inset fi 35 - 71M2750 **330, 343**  
Hinge BLUM overlay mini - 71T950A **337**  
Hinge BLUM overlay fi 26 - 71T0550 **342**  
Hinge BLUM overlay fi 35 - 71M2550 **329, 343**  
Hinge clip **264, 298, 368**

Hinge clip big **368**  
Hinge for frame 1727/1728/1729 ½ overlay **348**  
Hinge for frame 1727/1728/1729 inset **348**  
Hinge for frame 1727/1728/1729 overlay **347**  
Hinge furniture **368**  
Hole positioning jig MAXIM **376**  
Horizontal profile Decor **307**  
Horizontal profile Ekonomik **217**  
Horizontal strip Oxford **325**  
H-profile H04 - Secret Line **270**  
H-profile H08 - Secret Line **268**  
H-profile H04/18 **270, 367**  
H-profile H08/16 **146, 237, 367**  
H-profile H08/18 **146, 188, 237, 270, 367**  
H-profile H10 **32, 47, 69, 124, 173, 229, 282, 308, 367**  
H-profile H10 - Decor **32, 47, 69, 124, 173, 229, 283, 308, 325, 367**  
H-profile H16 - Decor **146, 237**  
H-profile H18 - Decor **147, 188, 238, 276, 315, 321, 365, 368**  
H-profile H18 - Maxim **59, 80, 202, 211, 368**  
H-profile H25 - Maxim **59, 80, 202, 211, 368**  
H-profile H30 - Decor **32, 47, 69, 125, 174, 229, 283, 308, 326, 368**

## I

Inset hinge BLUM **332, 340, 344, 345**  
Interior profile LINEA **361**

## J

Joiner for frame 04 (S01) **339, 343**  
Joiner for frame 05/07/08 **342**  
Joiner for frame 06 (S02 i S03) **342**  
Joiner for frame 1727/1728/1729 **347**  
Joiner for frame S02, S03 and S04 **341**  
Joiner H08 Slim Line **268, 286, 330, 364**  
Joiner Secret Line **268, 286, 330, 364**

## L

Lid stay **340, 345, 348**  
Lid stay base 1727/1728/1729 **348**  
Lock for sliding doors **371**  
Lower horizontal profile - Decor **28, 44, 67, 120, 170, 225, 281, 305**  
Lower horizontal profile - Maxim II **199**  
Lower horizontal profile - Maxim II - Decor **55, 199**

## M

Magnetic catch **332, 340, 345, 348**  
Magnetic catch 1727/1728/1729 **347**  
Masking facia HERKULES 2 **99**  
Masking facia HERKULES 2 Glass **106**  
Masking facia and cap HERKULES Glass **106**  
Masking facia plug HERKULES Glass **104**  
Maxim hole positioning jig **392**  
Mid-rail S10 **365**  
Mid-rail S18 with glue **365**  
Mid-rail S20 **365**  
Mounting bracket **113**  
Mounting plate BLUM **331, 339, 344**  
Mounting plate for wooden facia HERKULES **99**  
Mounting tool (small) **392**

## N

Non-symmetrical gasket **59, 202, 366**

# INDEX

## O

ONE PACK GARDEROBA WILSON 354  
ONE PACK OXFORD 324  
ONE PACK PRINCE 270  
ONE PACK SECRET LINE II 286  
ONE PACK SLIM LINE 286  
Outer profile Oxford 325  
Oval hanging rail 362  
Overlay hinge BLUM 331, 339, 344, 345

## P

Pillar Wilson 2 353  
Plastic guide 102 N 68, 79, 89  
Plastic guide 93, 245  
Positioning jig (small) 392  
Positioning jig Maxim (small) 392  
Profiles decoration programme 387  
Profile H04/18 288, 361, 332  
Profile H08/18 288, 361, 332  
Profile L24 Secret Line II 287  
Profile L24 Slim Line II 287  
Profile MDF 68

## R

Roller for mechanism SYMETRIC 113  
Rubber stopper Ursus-Exclusive OGUÉ 66, 80, 87

## S

Screws 32, 48, 59, 69, 125, 147, 174, 188, 202, 218, 229, 238, 281, 307  
Screw Unix 333  
Self-adhesive metal positioner ARES 2 23  
Self-tapping screw 69, 283, 309  
Set A 142  
Set APOLLO for 2 wings 266  
Set APOLLO for 4 wings 266  
Set ARES II 23  
Set B1 II - Decor 141  
Set B2 16 II 139  
Set B2 18 II 139  
Set C 145  
Set D 19  
Set drill bits 6.5/9.5 mm 386  
Set E 19  
Set for 1 door HERKULES - 120 kg 98  
Set for 1 door HERKULES - 60 kg 98  
Set for 1 door HERKULES GLASS 104  
Set for 1 door HORUS 244  
Set for 1 door SATURN 92  
Set for 2 doors ARES 2 23  
Set for 2 doors HERKULES PLUS - 25 kg 301  
Set for 2 doors HERKULES PLUS - 40 kg 301  
Set for 2 doors HORUS 244  
Set for 2 doors SYMMETRIC 111  
Set for folding doors Line 287  
Set for folding doors ZSE-10 (Exclusive) 282  
Set for folding doors ZSE-10 PLUS (Exclusive) 282  
Set for folding doors ZSE-18 PLUS Prince (Exclusive) 269  
Set for folding doors ZSE-18 PLUS Unicomfort (Exclusive) 275  
Set for pathway doors HERKULES 60 KG 100  
Set for pathway doors HERKULES 120 KG 100  
Set for pathway doors HERKULES 60 or 120 KG 100  
Set for pathway doors ZPE-10 (Exclusive) 68  
Set for pathway doors ZPE-18 (Exclusive) 79  
Set for pull-apart doors ZR Oxford 325  
Set for pull-apart doors ZR-10 308  
Set for pull-apart doors ZR-18 313  
Set for pull-apart doors ZR-18 Unicomfort 319  
Set for sliding doors ZE-Fox 227  
Set for sliding doors ARES 2 23  
Set for sliding doors HERKULES - 120 kg 98  
Set for sliding doors HERKULES - 60 kg 98  
Set for sliding doors HERKULES GLASS 106  
Set for sliding doors HORUS 246  
Set for sliding doors OPTIMA (2 skrzydła) 249  
Set for sliding doors OPTIMA (3 skrzydła) 249  
Set for sliding doors SATURN 92  
Set for sliding doors ZP 18 89  
Set HERKULES Glass 106  
Set HERKULES PLUS HP2/25 299  
Set HERKULES PLUS HP2/40 299  
Set: masking facia + end cap + brush 106  
Set MAXIM M18-I III and Set MAXIM M25-I III 203  
Set MAXIM M18-2 and Set MAXIM M25-2 203  
Set OPTIMA 251  
Set one pack wardrobe WILSON 352  
Set SATURN 94  
Set SYMETRIC 113  
Set without tracks ARES 2 23  
Set without track HORUS 244  
Set without tracks SATURN 94  
Set: ZE-Fox 227  
Shelf fastening clip Wilson 352  
Shelf pillar WILSON 351  
Shelf support LINEA 361  
Shelf support WILSON 300 mm 351  
Shelf support WILSON 500 mm 351  
Shoe rack support LINEA 361  
Single shock absorber APOLLO 266, 364  
Soft-close HERKULES 99, 106, 385  
Soft-close OPTIMA 252, 382  
Soft-close SEVROMATIC 31, 46, 58, 123, 144 172, 185, 201, 210, 375  
Soft-close SEVROMATIC MINI 31, 46, 58, 123, 172, 201, 372, 378  
Soft-close SEVROMATIC TOP 31, 47, 58, 123, 172, 201, 380  
Spacer bush HERKULES 2 98  
Spherical stopper 68, 80, 87  
Sprung catch for cord SYMETRIC 113  
Steel cord with clip SYMETRIC 113  
Steel track APOLLO 263  
Stencil for carriages 392  
Step drill 392  
Stopper 93, 245  
Stopper for track HIDE 30, 46, 57  
Stopper HI-TEC 30, 46, 57, 122, 143, 171, 185, 200, 210, 218, 227, 235  
Stopper Spherical 80  
Stopper II 97, 105  
Textile door stop 32, 48, 59, 69, 80, 125, 147, 174, 188, 202, 211, 218, 229, 238, 253, 270, 276, 283, 288, 308, 315, 321, 326, 332, 372  
Top carriage DUO positioner 30, 46, 57, 122, 143, 171, 185, 200, 210, 218, 227, 234  
Top carriage EKONOMIK WPEk.-DUO 218  
Top guide APOLLO 265  
Top guide ARES 2 23  
Top horizontal profile - Decor 27, 43, 118, 169, 225  
Top horizontal profile - Maxim 53, 199  
Top pivot APOLLO 265  
Top pivot with seat HERKULES PLUS 299  
Top track APOLLO 265  
Top track COMFORT Decor 170, 183  
Top track EKONOMIK 217  
Top track EXCLUSIVE - Ornamic 68, 79, 269, 275, 281, 361, 373, 379  
Top track Gemini - Decor 121, 142, 226, 233

## T

# INDEX

---

Top track Line 287  
Top track Maxim - Decor 199, 209  
Top track Optima 251  
Top track Single 28  
Top track Top - Decor 44, 55  
Top track Ursus - Decor 89  
T-profile 04-Decor 146, 187, 237, 276, 314, 320, 368  
T-profile 18-Decor 146, 187, 237, 276, 314, 320, 368  
T-profile ZW 146, 188, 237, 276, 314, 320, 369  
Track ARES 2 23  
Track Everest - Decor 226, 233  
Track First TOP/BOTTOM 305  
Track HERKULES 2 97, 105  
Track HERKULES Glass 106  
Track HERKULES PLUS 299  
Track HORUS 245  
Track Micra 19  
Track SATURN 93  
Track SEAT 30, 45, 57  
Tube Ø16 362  
Twin shock absorber APOLLO 256

## U

---

Universal guide 91, 98, 105  
Upper horizontal profile Decor 27, 43, 120, 169, 225  
Upper horizontal profile MAXIM 55, 199

## W

---

Wall bracket 25 mm 98, 105  
Wall bracket 45 mm 98  
Wall bracket for track SINGLE 28  
Wall / ceiling fixing LINEA 361

# LOGISTICS AND SERVICE

## EFFICIENT LOGISTICS OF DELIVERY

Sevroll delivers the goods to its Customers on agreed terms using its own transit fleet which operates under the name of AVAS. It includes 14 lorries with various capacities, thanks to which we can easily deliver to any place in Europe. Deliveries outside Europe are organized with the help of companies we have been co-operating with for many years or transport companies indicated by our Customers.

## CUSTOMER SERVICE OFFICE

Professional service and quick execution of orders are the trademark of our Customer Service Office. We care that our staff are competent in answering your questions with attention to detail, both organisational as well as technical questions regarding the use of our products during door asseRUNNING METREly.

We make sure the Customers can use their help and experience in the widest range.

Each sales representative is responsible for a different region, so that they can quickly reach the Customers and react to their needs.

- e-mail: [export@sevroll.pl](mailto:export@sevroll.pl)
- e-mail: [sevroll@sevroll.pl](mailto:sevroll@sevroll.pl)

## CUSTOMER SERVICE THROUGH REGIONAL SALES REPRESENTATIVES

The main task of our sales representatives is direct customer service. Our sales representatives constitute an important bridge between the Company and the Customers. Their task is to deliver direct service to the Buyer.

- e-mail: [handlowy@sevroll.pl](mailto:handlowy@sevroll.pl)
- phone: +48 22 478 70 05

# WARRANTY

## LIFETIME CARRIAGE WARRANTY FOR SLIDING SYSTEMS

Sevroll technologists pay great attention to the best execution of all products during the complete production process.

Sevroll is the first producer on the market that decided to grant a lifetime warranty for its carriages. The complete sliding door carriage system is based on these carriages.

The warranty states that top and bottom carriages are made from high quality steel, resistant to deformation. Ball bearings are produced with Smooth TEC technology and ensure a silent and stable guide.

All systems are presented in Sevroll's Centre of Excellence, the largest wardrobe exhibition in Poland. The quality and functionality of our carriage systems with lifetime warranties can be checked during a visit. Customers visiting the exhibition will be able to use our technical support. Experts will answer all of your questions and aid you in the choice of a suitable system.

Carriage systems are available all across Poland from the network of wholesalers that co-operate with our firm.

Warranty conditions are available on [www.sevroll.eu](http://www.sevroll.eu). The warranty is valid only when a complete Sevroll system for sliding doors has been fitted.






## SYSTEM

# MICRA

Single track sliding doors with bottom carriage system



8 kg	14 kg	16 kg	25 kg	35 kg
40 kg	45 kg	50 kg	60 kg	70 kg
100 kg	120 kg			
10mm BOARD	16mm BOARD	18mm BOARD	16-40mm BOARD	16-50mm BOARD
BOARD-MIRROR	4mm MIRROR	4.5mm GLASS	6mm GLASS	8-12mm GLASS
PARTS	ONE PACK	VICTORIA	ABC	EASY BUY

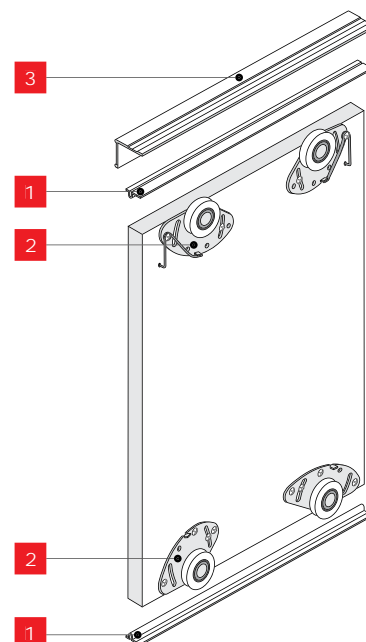


### CHARACTERISTICS

► Application	Sliding doors
► Track	Single
▼ Carriage system	Bottom
► Top guide	Ball bearing carriage
► Bottom guide	Ball bearing carriage (load bearing)
► Construction	Board
► Filling thickness	16-50 mm
► Filling type	Board
► Max. door load	50 kg
► Max. handle length	n/a
► Max. track length	3.00 m
► Textile door stops	n/a
► Anti-dust brushes	n/a
► Sales programme	VICTORIA + components can be purchased separately
► Decorative profile programme	n/a

### USAGE

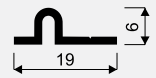
- Cabinet furniture (kitchen, pharmaceutical, standing wardrobes, wall hung cabinets etc)
- Built-in furniture (walk-in wardrobes, wardrobes, attics)





Track **MICRA**

CODE	COLOUR	LENGTH (mm)	COLLECTIVE PACKAGING	PRICED PER	NET PRICE
01117	SILVER	1700	50	ITEM	
01114	LIGHT BROWN	1700	50	ITEM	
01122	GOLD	1700	50	ITEM	
50233	RAW	1700	50	ITEM	
01119	SILVER	2350	50	ITEM	
01115	LIGHT BROWN	2350	50	ITEM	
01123	GOLD	2350	50	ITEM	
50235	RAW	2350	50	ITEM	
01120	SILVER	3000	50	ITEM	
01116	LIGHT BROWN	3000	50	ITEM	
01124	GOLD	3000	50	ITEM	
50236	RAW	3000	50	ITEM	



## SET D: Track MICRA 2 pcs



**i** Set includes 2 items track MICRA



CODE	COLOUR	LENGTH (mm)	COLLECTIVE PACKAGING	PRICED PER	NET PRICE
50256	RAW	3000	25	SET	

SET E: WGM 2 pcs +  
WDM 2 pcs Blister

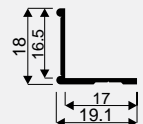
**i** Set includes 2 top carriages and  
2 bottom carriages, fully packaged



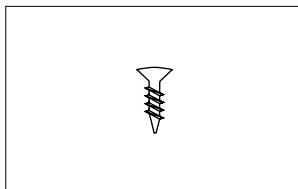
CODE	COLLECTIVE PACKAGING	PRICED PER	NET PRICE
10070	50	SET	

Angle section **K2 Decor****DECOR**

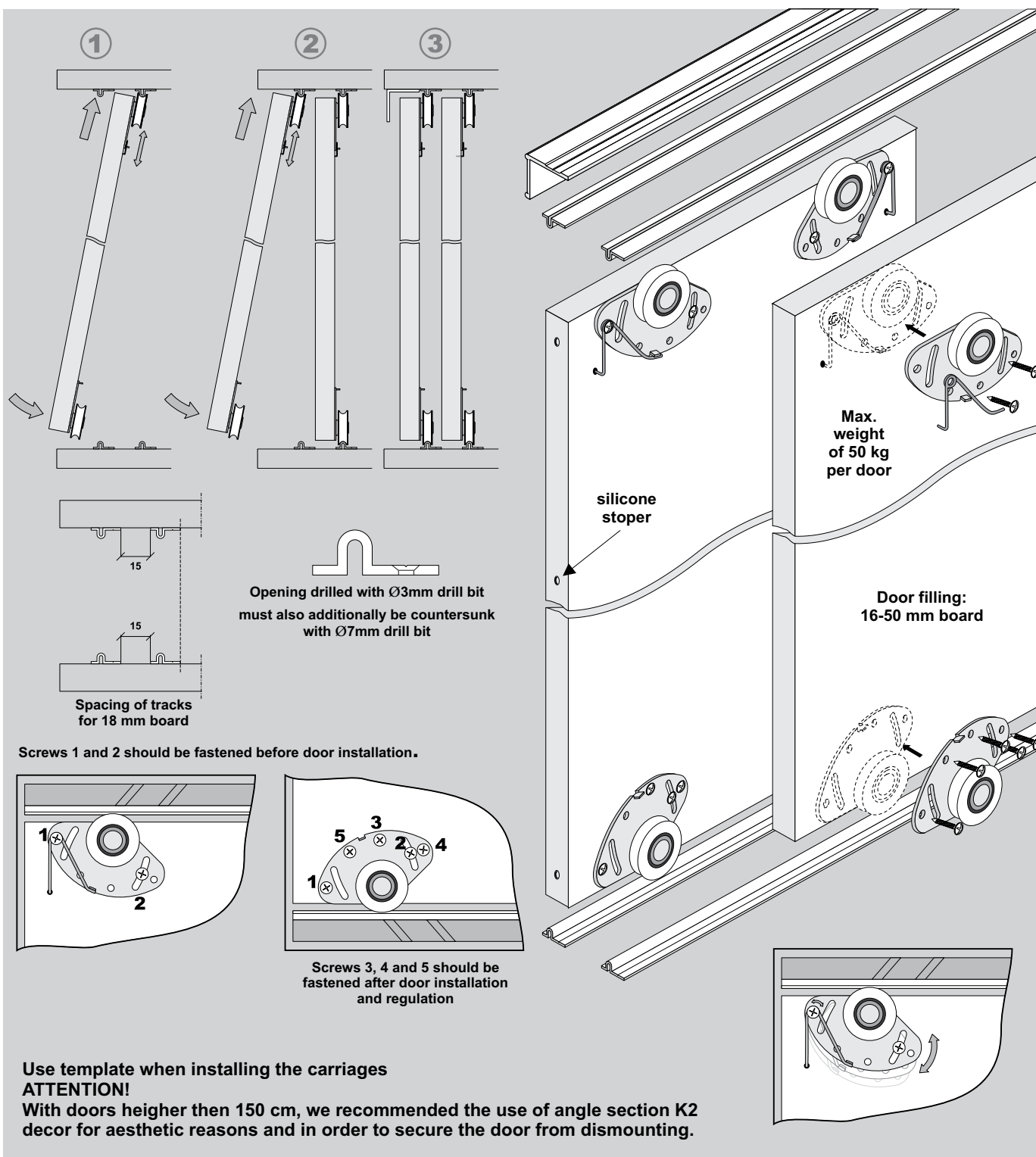
CODE	COLOUR	LENGTH (mm)	COLLECTIVE PACKAGING	PRICED PER	NET PRICE
00078	SILVER	1700	60	ITEM	
00069	LIGHT BROWN	1700	60	ITEM	
00081	GOLD	1700	60	ITEM	
02934	LIGHT BROWN with brushed effect	1700	60	ITEM	
03462	BLACK with brushed effect	1700	60	ITEM	
03459	COGNAC with brushed effect	1700	60	ITEM	
00079	SILVER	2350	60	ITEM	
00070	LIGHT BROWN	2350	60	ITEM	
00082	GOLD	2350	60	ITEM	
02935	LIGHT BROWN with brushed effect	2350	60	ITEM	
03463	BLACK with brushed effect	2350	60	ITEM	
03460	COGNAC with brushed effect	2350	60	ITEM	
00080	SILVER	3000	60	ITEM	
00071	LIGHT BROWN	3000	60	ITEM	
00083	GOLD	3000	60	ITEM	
02936	LIGHT BROWN with brushed effect	3000	60	ITEM	
03464	BLACK with brushed effect	3000	60	ITEM	
03461	COGNAC with brushed effect	3000	60	ITEM	

Countersunk screw **UNIX**

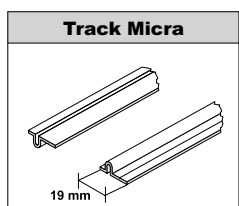
Collective package contains 100 screws UNIX



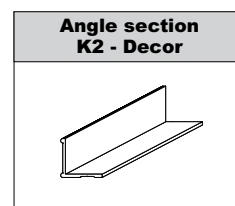
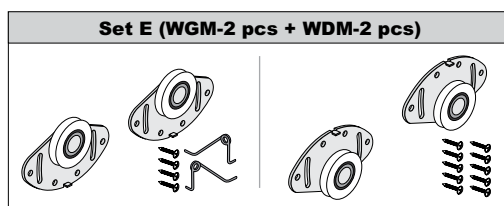
CODE	NAME	DIMENSIONS (mm)	COLLECTIVE PACKAGING	PRICED PER	NET PRICE
20107	Countersunk screw <b>UNIX</b>	3 x 13	100	COLLECTIVE PACKAGE	



## COMPONENTS

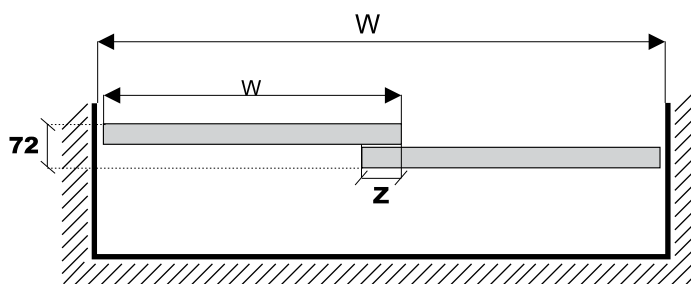
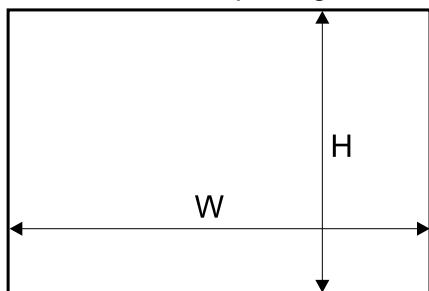


Length  
1.7 m, 2.35 m, 3.0 m



Length  
1.7 m, 2.35 m, 3.0 m

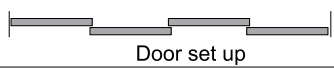

## Dimensions of opening



## Door filling - #18 mm board

Door height	- h	$h = H - 13 \text{ mm}$
Board height (1 mm ABS edging)	- hb	$hb = h - 2 \text{ mm}$
Door width	- w	$w = (W + Z) : N$
Board width (1 mm ABS edging)	- wb	$wb = w - 2 \text{ mm}$

Number of doors	- N	2	3
Total overlap	- Z	30 mm	60 mm

Visual design - 4 wings	
 Door set up	$w = (W + 90) : 4$
 Door set up	$w = (W : 2 + 30) : 2$

**ATTENTION!**

*When cutting the board, you need to include the thickness of ABS edging.  
On our calculation 1 mm ABS edging was used.*

**ATTENTION!**

System Micra can be used in conjunction with any of SEVROLL's handle profiles suitable for 18 mm fillings.

## SYSTEM

# ARES 2

Single track sliding doors with bottom carriage system



8 kg	14 kg	16 kg	25 kg	35 kg
40 kg	45 kg	50 kg	60 kg	70 kg
100 kg	120 kg			
10mm BOARD	16mm BOARD	18mm BOARD	16-40mm BOARD	16-50mm BOARD
BOARD-MIRROR	4mm MIRROR	4.5mm GLASS	6mm GLASS	8-12mm GLASS
PARTS	ONE PACK	PROGRAMME VICTORIA ABC		EASY BUY

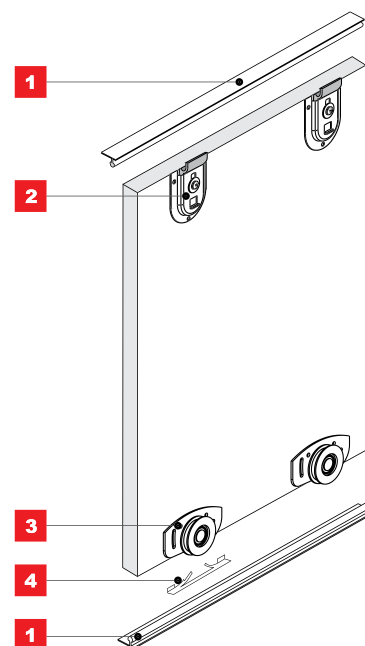


### CHARACTERISTICS

► Application	Sliding doors
► Track	Single
▼ Carriage system	Bottom
► Top guide	Sliding guide
► Bottom guide	Ball bearing carriage (load bearing)
► Construction	Board
► Filling thickness	16-50 mm
► Filling type	Board
► Max. door load	70 kg
► Max. handle length	n/a
► Max. track length	6.00 m
► Textile door stops	n/a
► Anti-dust brushes	n/a
► Sales programme	ONE PACK + components are available individually
► Decorative profile programme	n/a

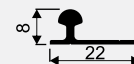
### USAGE

- Built-in furniture (walk-in wardrobes, wardrobes, attics)



Track **ARES 2**

CODE	COLOUR	LENGTH (mm)	COLLECTIVE PACKAGING	PRICED PER	NET PRICE
214-524	RAW	1200	30	ITEM	
214-525	RAW	1500	30	ITEM	
214-526	RAW	1800	30	ITEM	
214-535	RAW	2000	30	ITEM	
214-536	RAW	2400	30	ITEM	
214-527	RAW	3000	30	ITEM	
214-542	RAW	4000	30	ITEM	
214-528	RAW	6000	30	ITEM	

Top guide **ARES 2**

CODE	COLLECTIVE PACKAGING	PRICED PER	NET PRICE
215-210	200	ITEM	

Bottom carriage **ARES 2**

CODE	COLLECTIVE PACKAGING	PRICED PER	NET PRICE
215-209	200	ITEM	

Self-adhesive metal positioner **ARES 2**

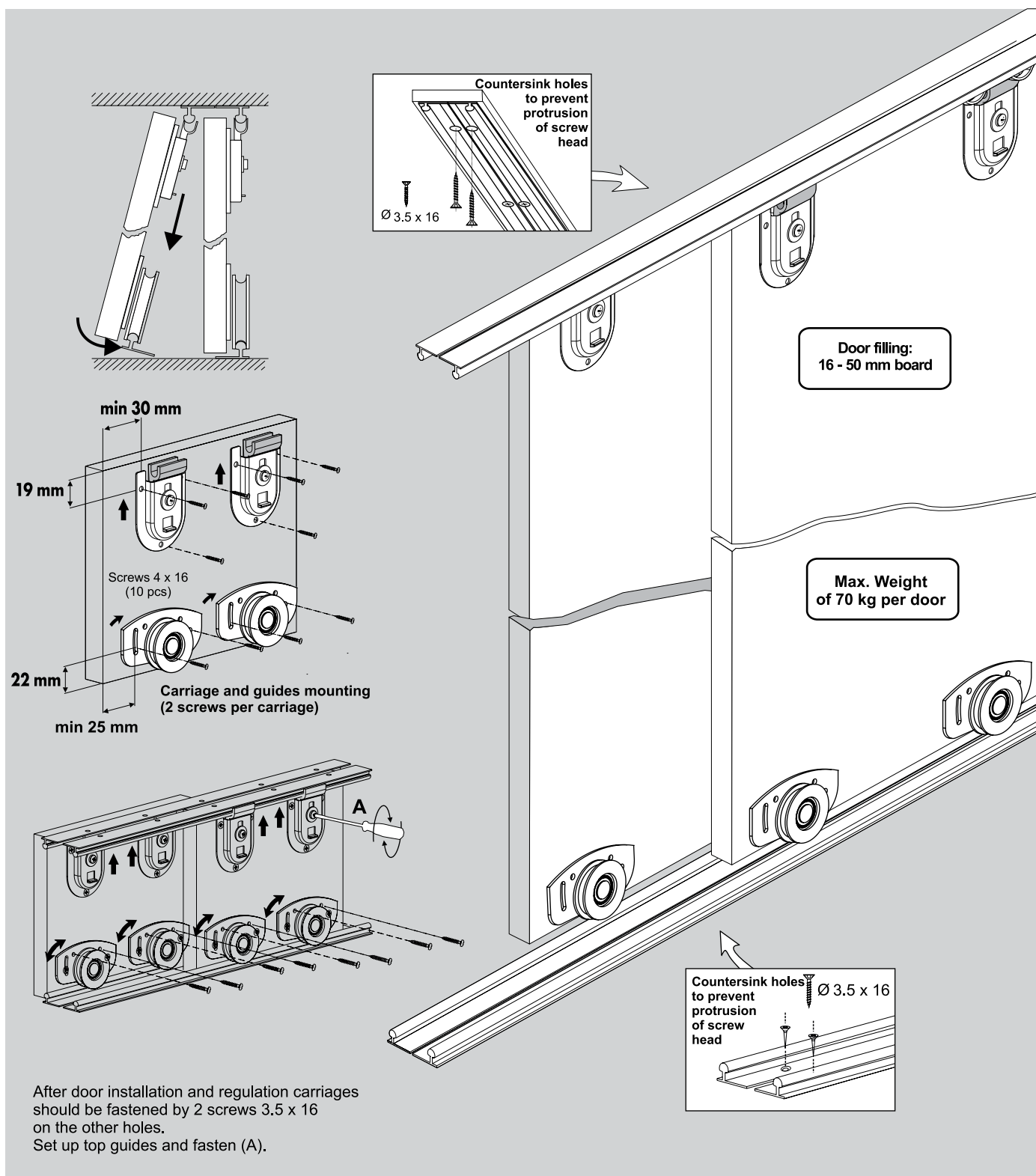
CODE	COLLECTIVE PACKAGING	PRICED PER	NET PRICE
321-051	100	ITEM	

Set **ARES 2**

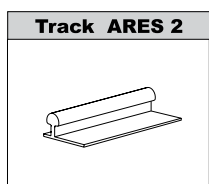
DESCRIPTION	CODE	1200 mm	1500 mm	1800 mm	2000 mm	2400 mm	3000 mm
SET CODE		211-050	211-051	211-052	211-053	211-054	211-055
Track ARES 2	214-524 / 214-525 / 214-526 / 214-535 / 214-536 / 214-527	4 pcs	4 pcs	4 pcs	4 pcs	4 pcs	4 pcs
Bottom carriage ARES 2	215-209	4 pcs	4 pcs	4 pcs	6 pcs	6 pcs	6 pcs
Top guide ARES 2	215-210	4 pcs	4 pcs	4 pcs	6 pcs	6 pcs	6 pcs
Positioner	321-051	2 pcs	2 pcs	2 pcs	3 pcs	3 pcs	3 pcs
Screws	-	COLLECTIVE PACKAGE	COLLECTIVE PACKAGE	COLLECTIVE PACKAGE	COLLECTIVE PACKAGE	COLLECTIVE PACKAGE	COLLECTIVE PACKAGE
Assembly instructions	-	1 copy	1 copy	1 copy	1 copy	1 copy	1 copy
Number of doors		2	2	2	3	3	3
NET PRICE							

Set without tracks **ARES 2**

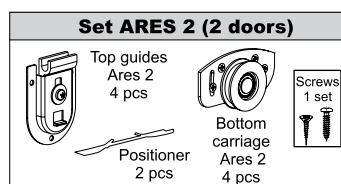
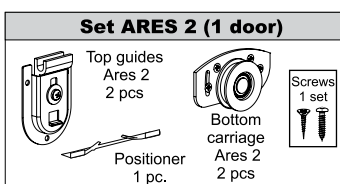
DESCRIPTION	CODE	for 1 door	for 2 doors
SET CODE		219-089	219-090
Bottom carriage ARES 2	215-209	2 pcs	4 pcs
Top guide ARES 2	215-210	2 pcs	4 pcs
Positioner	321-051	1 pc.	2 pcs
Screws	-	COLLECTIVE PACKAGE	COLLECTIVE PACKAGE
Assembly instructions	-	1 copy	1 copy
NET PRICE			



## COMPONENTS

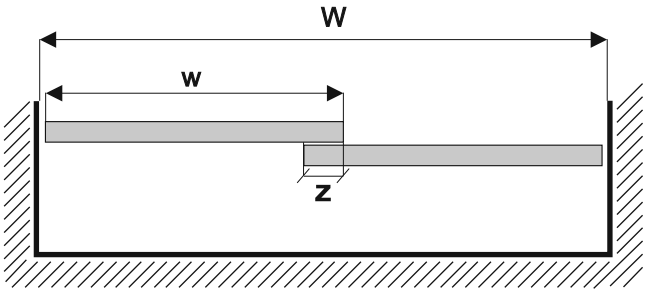
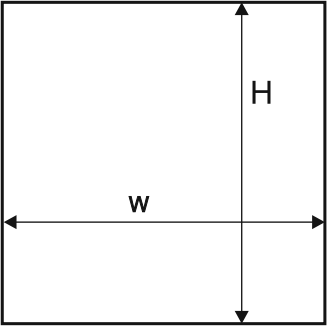


Length  
1.2 m, 1.5 m, 1.8 m, 2.0 m,  
2.4 m, 3.0 m, 4.0 m, 6.0 m



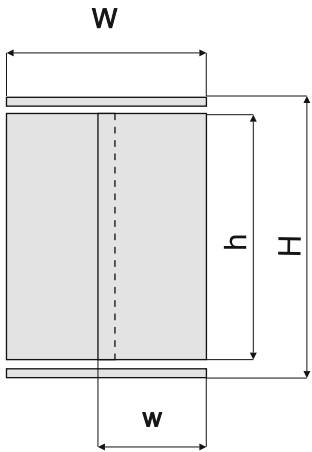



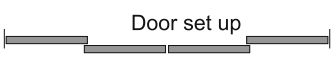
Dimensions of opening



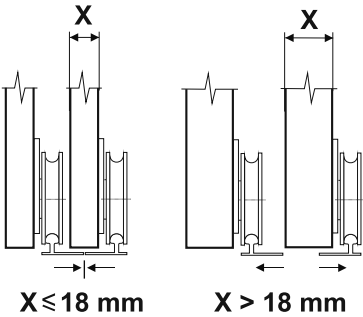
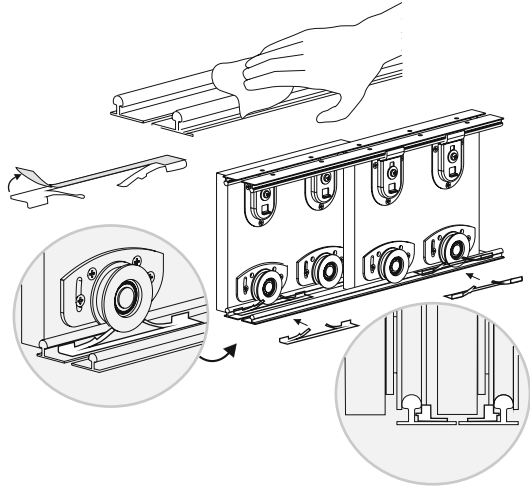
Door height	- h	$h = H - 8 \text{ mm}$
Door width	- w	$w = (W + Z) : N$

Number of doors	- N	2	3
Total overlap	- Z	40 mm	80 mm



Visual design - 4 wings	
	$w = (W + 120) : 4$
	$w = (W : 2 + 40) : 2$

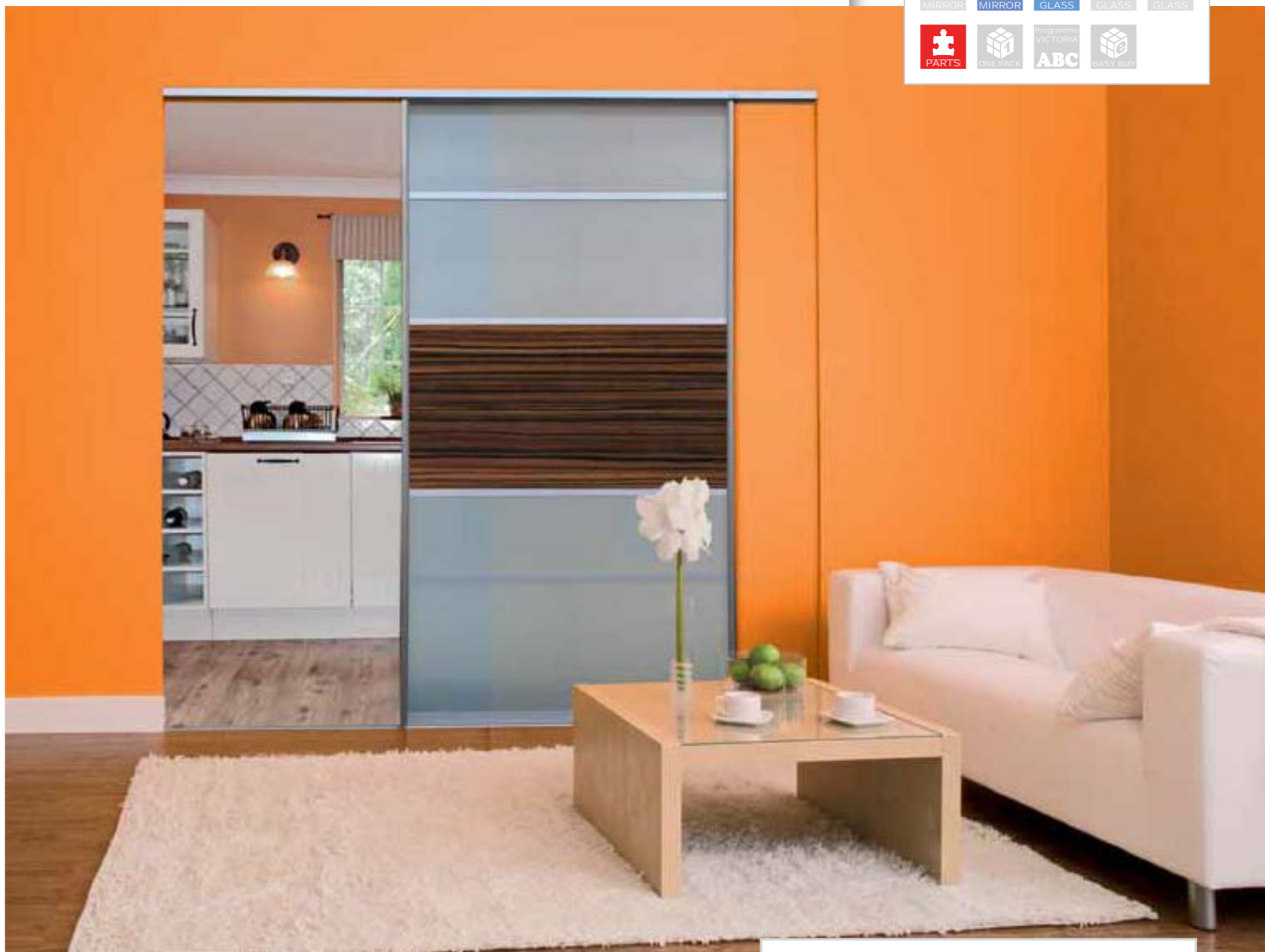
Installation of clipstopper



## SYSTEM

# SINGLE 10

Twin track sliding doors with single carriage system

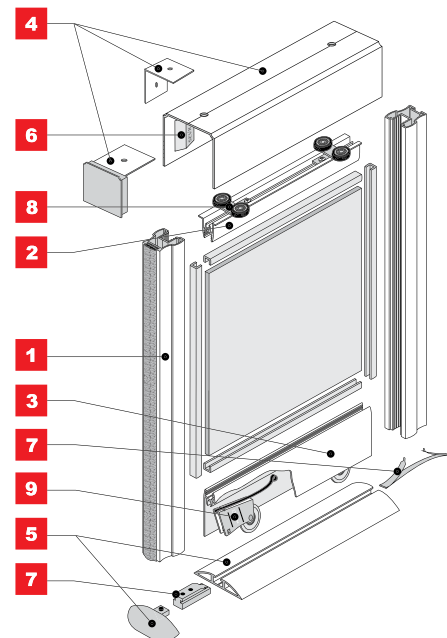


### CHARACTERISTICS

► Application	Sliding doors
► Track	Single
▼ Carriage system	Bottom
► Top guide	Ball bearing carriage
► Bottom guide	Ball bearing carriage (load bearing)
► Construction	Frame
► Filling thickness	10 mm
► Filling type	10 mm MFC or 4.5 mm safety glass or 4 mm mirror
► Max. door load	50 kg
► Max. handle length	2.70 m
► Max. track length	6.00 m
► Textile door stops	Yes
► Anti-dust brushes	n/a
► Sales programme	Components are available individually
► Decorative profile programme	DECOR

### USAGE

- Built-in furniture, walk-in wardrobes, wardrobes, attics





## Basic system components

1

Handle **GEMINI Decor****DECOR**

1a



CODE	COLOUR	LENGTH (mm)	COLLECTIVE PACKAGING	PRICED PER	NET PRICE
02284	SILVER	2700	10	ITEM	
02283	LIGHT BROWN	2700	10	ITEM	
02285	GOLD	2700	10	ITEM	

Handle **JULIA II**

1b



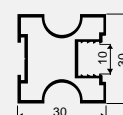
CODE	COLOUR	LENGTH (mm)	COLLECTIVE PACKAGING	PRICED PER	NET PRICE
02713	SILVER	2700	20	ITEM	
02711	LIGHT BROWN	2700	20	ITEM	
02714	GOLD	2700	20	ITEM	

Handle **KARAT**

1c



CODE	COLOUR	LENGTH (mm)	COLLECTIVE PACKAGING	PRICED PER	NET PRICE
03173	SILVER	2700	20	ITEM	
03172	LIGHT BROWN	2700	20	ITEM	

Handle **ROMEO II**

1d



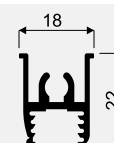
CODE	COLOUR	LENGTH (mm)	COLLECTIVE PACKAGING	PRICED PER	NET PRICE
02692	SILVER	2700	20	ITEM	
02690	LIGHT BROWN	2700	20	ITEM	
02693	GOLD	2700	20	ITEM	

Upper horizontal profile **Decor****DECOR**

2



CODE	COLOUR	LENGTH (mm)	COLLECTIVE PACKAGING	PRICED PER	NET PRICE
02912	SILVER	1700	24	ITEM	
02908	LIGHT BROWN	1700	24	ITEM	
02916	GOLD	1700	24	ITEM	
03042	LIGHT BROWN with brushed effect	1700	24	ITEM	
03097	BLACK with brushed effect	1700	24	ITEM	
03100	COGNAC with brushed effect	1700	24	ITEM	
02913	SILVER	2350	24	ITEM	
02909	LIGHT BROWN	2350	24	ITEM	
02917	GOLD	2350	24	ITEM	
03043	LIGHT BROWN with brushed effect	2350	24	ITEM	
03098	BLACK with brushed effect	2350	24	ITEM	
03101	COGNAC with brushed effect	2350	24	ITEM	
02914	SILVER	3000	24	ITEM	
02910	LIGHT BROWN	3000	24	ITEM	
02918	GOLD	3000	24	ITEM	
03044	LIGHT BROWN with brushed effect	3000	24	ITEM	
03099	BLACK with brushed effect	3000	24	ITEM	
03102	COGNAC with brushed effect	3000	24	ITEM	
02915	SILVER	6000	24	ITEM	
02911	LIGHT BROWN	6000	24	ITEM	
02919	GOLD	6000	24	ITEM	



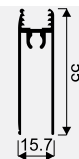
Lower horizontal profile **Decor**



**DECOR**



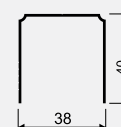
CODE	COLOUR	LENGTH (mm)	COLLECTIVE PACKAGING	PRICED PER	NET PRICE
00161	SILVER	1700	12	ITEM	
00152	LIGHT BROWN	1700	12	ITEM	
00164	GOLD	1700	12	ITEM	
02490	LIGHT BROWN with brushed effect	1700	12	ITEM	
03091	BLACK with brushed effect	1750	12	ITEM	
03094	COGNAC with brushed effect	1750	12	ITEM	
00162	SILVER	2350	12	ITEM	
00153	LIGHT BROWN	2350	12	ITEM	
00165	GOLD	2350	12	ITEM	
02491	LIGHT BROWN with brushed effect	2350	12	ITEM	
03092	BLACK with brushed effect	2350	12	ITEM	
03095	COGNAC with brushed effect	2350	12	ITEM	
00163	SILVER	3000	12	ITEM	
00155	LIGHT BROWN	3000	12	ITEM	
00166	GOLD	3000	12	ITEM	
02492	LIGHT BROWN with brushed effect	3000	12	ITEM	
03093	BLACK with brushed effect	3000	12	ITEM	
03096	COGNAC with brushed effect	3000	12	ITEM	
02764	SILVER	6000	12	ITEM	
02763	LIGHT BROWN	6000	12	ITEM	
02827	GOLD	6000	12	ITEM	




Top track **SINGLE**



CODE	COLOUR	LENGTH (mm)	COLLECTIVE PACKAGING	PRICED PER	NET PRICE
01255	SILVER	1700	12	ITEM	
01246	LIGHT BROWN	1700	12	ITEM	
01258	GOLD	1700	12	ITEM	
01256	SILVER	2350	12	ITEM	
01247	LIGHT BROWN	2350	12	ITEM	
01259	GOLD	2350	12	ITEM	
01257	SILVER	3000	12	ITEM	
01248	LIGHT BROWN	3000	12	ITEM	
01260	GOLD	3000	12	ITEM	
01507	SILVER	6000	12	ITEM	
01508	LIGHT BROWN	6000	12	ITEM	
01509	GOLD	6000	12	ITEM	



Wall bracket  
for track **SINGLE**



**i** Set includes 2 wall brackets for track SINGLE

CODE	COLLECTIVE PACKAGING	PRICED PER	NET PRICE
20213	24	SET	

End cap for track **SINGLE**  
with bottom and top stoppers

**i** Set includes 2 bump stoppers OGUE,  
2 bottom stoppers for track HIDE and 2 positioners.



CODE	COLLECTIVE PACKAGING	PRICED PER	NET PRICE
20179	24	SET	

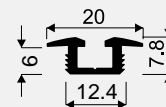
End caps can be purchased separately (2 pcs) – **20215**

Bottom track **HIDE M**

5a



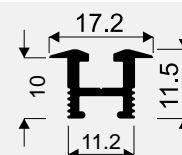
CODE	COLOUR	LENGTH (mm)	COLLECTIVE PACKAGING	PRICED PER	NET PRICE
01978	SILVER	1700	60	ITEM	
01990	LIGHT BROWN	1700	60	ITEM	
01993	GOLD	1700	60	ITEM	
01979	SILVER	2350	60	ITEM	
01991	LIGHT BROWN	2350	60	ITEM	
01994	GOLD	2350	60	ITEM	
01980	SILVER	3000	60	ITEM	
01992	LIGHT BROWN	3000	60	ITEM	
01995	GOLD	3000	60	ITEM	
02676	SILVER	6000	60	ITEM	
02677	LIGHT BROWN	6000	60	ITEM	
02679	GOLD	6000	60	ITEM	

Bottom track **HIDE G**

5b



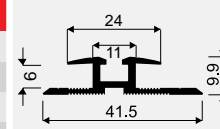
CODE	COLOUR	LENGTH (mm)	COLLECTIVE PACKAGING	PRICED PER	NET PRICE
01975	SILVER	1700	60	ITEM	
01984	LIGHT BROWN	1700	60	ITEM	
01987	GOLD	1700	60	ITEM	
01976	SILVER	2350	60	ITEM	
01985	LIGHT BROWN	2350	60	ITEM	
01988	GOLD	2350	60	ITEM	
01977	SILVER	3000	60	ITEM	
01986	LIGHT BROWN	3000	60	ITEM	
01989	GOLD	3000	60	ITEM	
02906	SILVER	6000	60	ITEM	
02905	LIGHT BROWN	6000	60	ITEM	
02907	GOLD	6000	60	ITEM	

Bottom track **HIDEW II**

5c



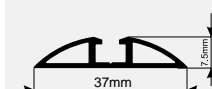
CODE	COLOUR	LENGTH (mm)	COLLECTIVE PACKAGING	PRICED PER	NET PRICE
02881	SILVER	1700	24	ITEM	
02877	LIGHT BROWN	1700	24	ITEM	
02885	GOLD	1700	24	ITEM	
02882	SILVER	2350	24	ITEM	
02878	LIGHT BROWN	2350	24	ITEM	
02886	GOLD	2350	24	ITEM	
02883	SILVER	3000	24	ITEM	
02879	LIGHT BROWN	3000	24	ITEM	
02887	GOLD	3000	24	ITEM	
02884	SILVER	6000	24	ITEM	
02880	LIGHT BROWN	6000	24	ITEM	
02888	GOLD	6000	24	ITEM	

Bottom track **HIDE N**

5d



CODE	COLOUR	LENGTH (mm)	COLLECTIVE PACKAGING	PRICED PER	NET PRICE
02579	SILVER	1700	24	ITEM	
02576	LIGHT BROWN	1700	24	ITEM	
02582	GOLD	1700	24	ITEM	
02580	SILVER	2350	24	ITEM	
02577	LIGHT BROWN	2350	24	ITEM	
02583	GOLD	2350	24	ITEM	
02581	SILVER	3000	24	ITEM	
02578	LIGHT BROWN	3000	24	ITEM	
02584	GOLD	3000	24	ITEM	
02681	SILVER	6000	24	ITEM	
02680	LIGHT BROWN	6000	24	ITEM	
02682	GOLD	6000	24	ITEM	





### End cap for track **HIDE N**


**i** Set includes 2 end caps for track HIDE N



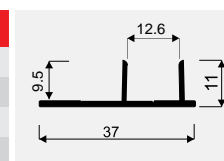
CODE	COLLECTIVE PACKAGING	PRICED PER	NET PRICE
20208	24	SET	

### Track seat

**i** Use with track HIDE M



CODE	COLOUR	LENGTH (mm)	COLLECTIVE PACKAGING	PRICED PER	NET PRICE
50394	RAW	1700	30	ITEM	
50395	RAW	2350	30	ITEM	
50396	RAW	3000	30	ITEM	
50432	RAW	6000	30	ITEM	



### Top carriage **DUO** positioner

**i** Collective package contains 100 positioners



CODE	COLLECTIVE PACKAGING	PRICED PER	NET PRICE
20104	1	COLLECTIVE PACKAGE	

### Stopper for track **HIDE**

**i** Set includes 2 items stopper for track HIDE



CODE	COLLECTIVE PACKAGING	PRICED PER	NET PRICE
20212	24	SET	

### Stopper for bottom carriage **HI-TEC**

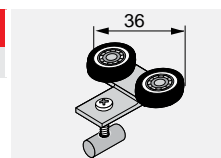


CODE	COLLECTIVE PACKAGING	PRICED PER	NET PRICE
20080	1000	ITEM	

### Guiding carriage **GEMINI WPGm.-DUO**



CODE	COLLECTIVE PACKAGING	PRICED PER	NET PRICE
10040	400	ITEM	







## Basic system components

**SET:** Guiding carriage

**GEMINI WPGm.-DUO Blister**  Set includes two carriages, left and right, fully packaged



CODE	COLLECTIVE PACKAGING	PRICED PER	NET PRICE
10049	50	SET	

Soft-Close


**SEVROMATIC SV-25 i SV-50**  Set includes 2 items L & R



CODE	KG	COLLECTIVE PACKAGING	PRICED PER	NET PRICE
20139	25	24	SET	
20200	50	24	SET	



Soft-Close

**SEVROMATIC MINI SV-40**  Set includes 2 items



CODE	KG	COLLECTIVE PACKAGING	PRICED PER	NET PRICE
20258	40	24	SET	

Soft-Close

**SEVROMATIC TOP SV-60 i SV-80**  Set includes 2 items



CODE	KG	COLLECTIVE PACKAGING	PRICED PER	NET PRICE
20259	60	24	SET	
20267	80	24	SET	

Bottom carriage

**WD 10V HI-TEC**



CODE	COLLECTIVE PACKAGING	PRICED PER	NET PRICE
10043	100	ITEM	

**SET:** Bottom carriage

**WD 10V HI-TEC Blister**  Set includes two carriages and stopper for bottom carriage HI-TEC, fully packaged

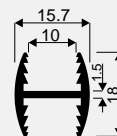


CODE	COLLECTIVE PACKAGING	PRICED PER	NET PRICE
10051	50	SET	

### H10 profile



CODE	COLOUR	LENGTH (mm)	COLLECTIVE PACKAGING	PRICED PER	NET PRICE
00207	SILVER	3000	30	ITEM	
00204	LIGHT BROWN	3000	30	ITEM	
00208	GOLD	3000	30	ITEM	
02493	LIGHT BROWN with brushed effect	3000	30	ITEM	
03103	BLACK with brushed effect	3000	30	ITEM	
03104	COGNAC with brushed effect	3000	30	ITEM	



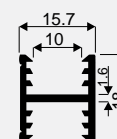
### H10 profile - Decor



**DECOR**



CODE	COLOUR	LENGTH (mm)	COLLECTIVE PACKAGING	PRICED PER	NET PRICE
01617	SILVER	3000	30	ITEM	
01616	LIGHT BROWN	3000	30	ITEM	
01618	GOLD	3000	30	ITEM	



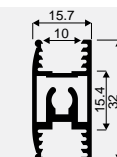
### H30 profile - Decor



**DECOR**

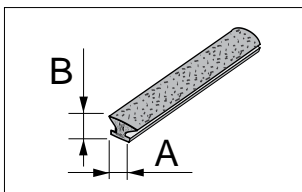


CODE	COLOUR	LENGTH (mm)	COLLECTIVE PACKAGING	PRICED PER	NET PRICE
00222	SILVER	3000	20	ITEM	
00219	LIGHT BROWN	3000	20	ITEM	
00223	GOLD	3000	20	ITEM	

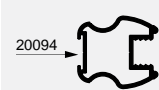


### TEXTILE DOOR STOP

**i** All brushes on page 372



CODE	NAME	A (mm)	B (mm)	INSTALLATION	COLLECTIVE PACKAGING	PRICED PER	NET PRICE
20094	TEXTILE DOOR STOP	14.5	4	INSERTED	200	RUNNING METRE	
20224	TEXTILE DOOR STOP	14.5	4	INSERTED	10	COLLECTIVE PACKAGE (80 r.m.)	



Handle **GEMINI**



Handle **JULIA II**



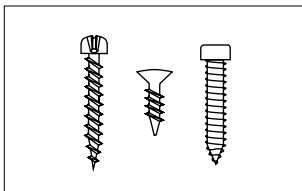
Handle **KARAT**



Handle **ROMEO II**

### Screws **SMART, UNIX** and **SELF-TAPPING**

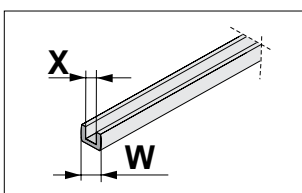
**i** Collective package contains 100 screws



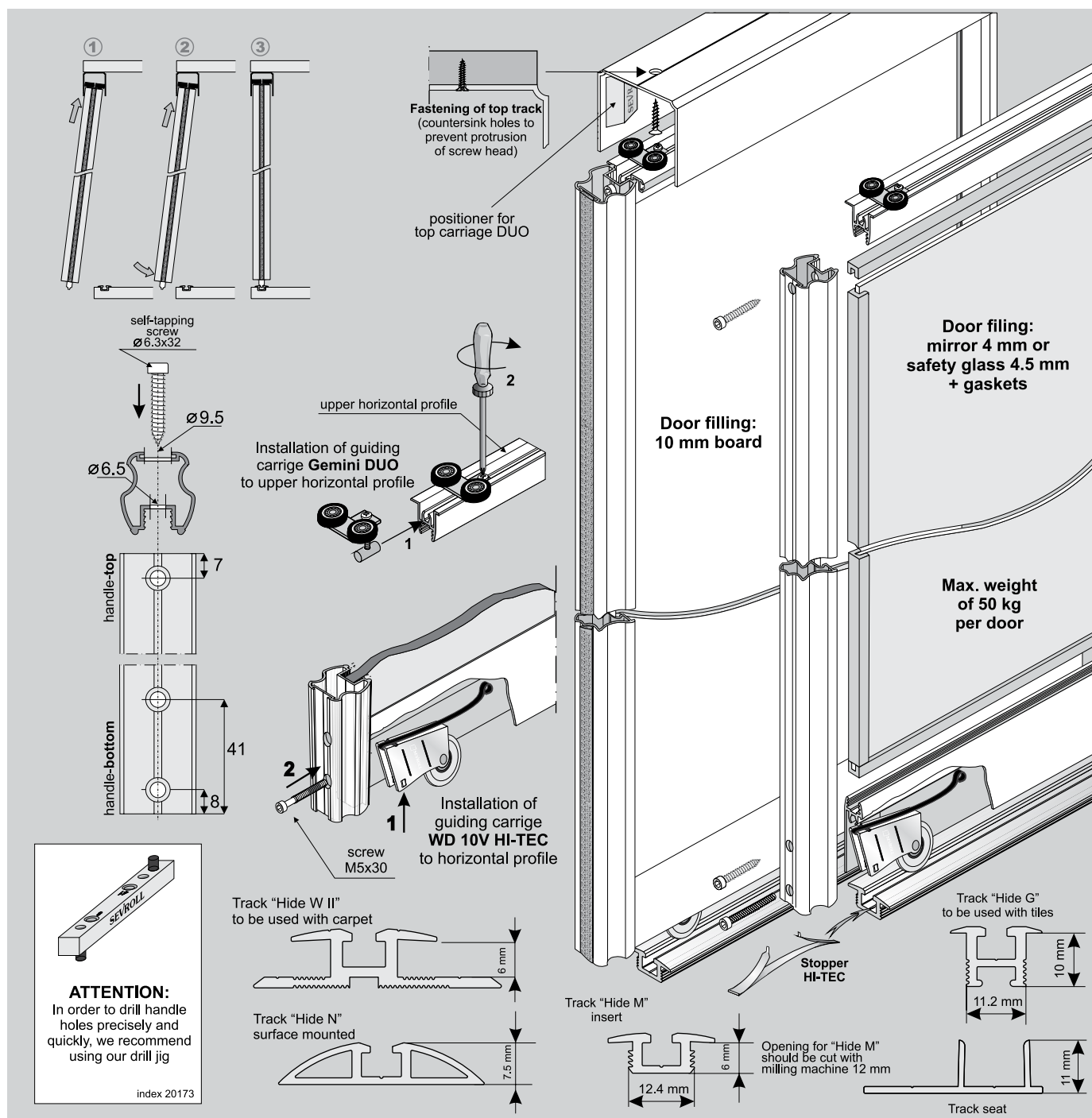
CODE	NAME	DIMENSIONS (mm)	COLLECTIVE PACKAGING	PRICED PER	NET PRICE
20041	SCREW SMART	2.5 x 18	1	COLLECTIVE PACKAGE	
20092	SCREW SMART	2.5 x 25	1	COLLECTIVE PACKAGE	
20107	COUNTERSUNK SCREW UNIX	3 x 13	1	COLLECTIVE PACKAGE	
20001	SELF-TAPPING SCREW	6.3 x 32	2000	ITEM	

### GASKET

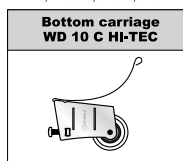
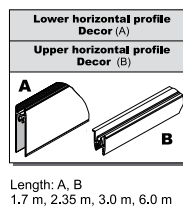
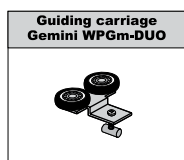
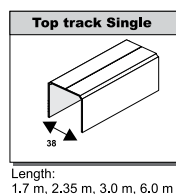
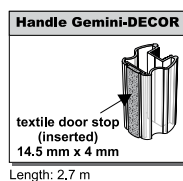
**i** All gaskets on page 372



CODE	X (mm)	W (mm)	COLLECTIVE PACKAGING	PRICED PER	NET PRICE
20031	4	10	100	RUNNING METRE	
20032	4.5	10	100	RUNNING METRE	
20033	6	10	100	RUNNING METRE	
20098	6.4	10	100	RUNNING METRE	
20052	8	10	100	RUNNING METRE	

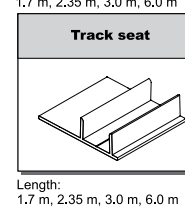
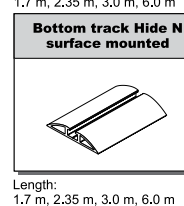
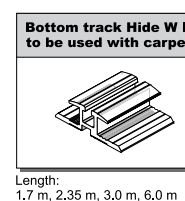
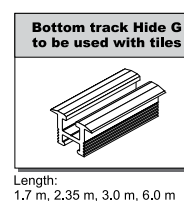
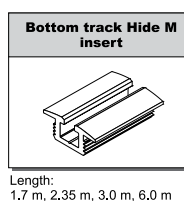


## COMPONENTS

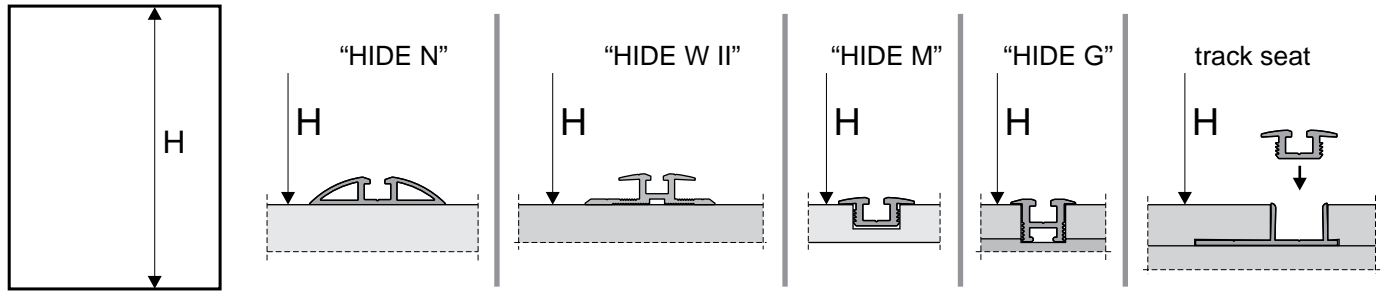


*You must remember to purchase self-tapping screws  
to construct each door (4 screws per door).  
When using safety glass, you must also remember  
to purchase gaskets.*

## DEPENDENT ON FLOOR TYPE, YOU MAY CHOOSE FROM DIFFERENT BOTTOM TRACKS



## Dimensions of opening

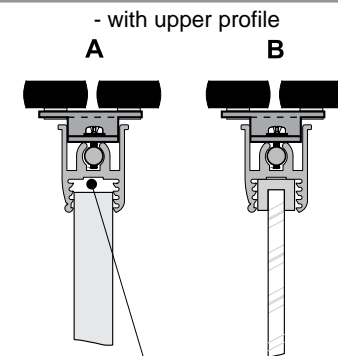
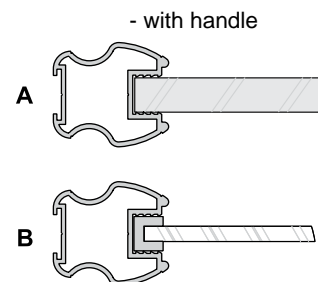


handle length = door height

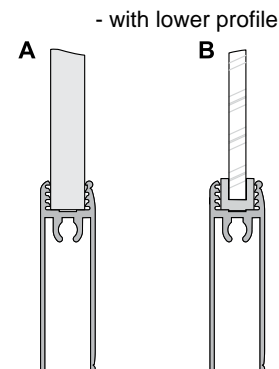
door filling - # 10 mm board, # 4 mm mirror  
or # 4.5 mm safety glass

Track <b>"HIDE N"</b> door height	- h	$h = H - 38 \text{ mm}$
door wing height with soft-close fitted	Track <b>"HIDE N"</b>	Mini SV40 $h = H - 42 \text{ mm}$
		Top SV60 $h = H - 45 \text{ mm}$
		SV-25 $h = H - 38 \text{ mm}$
		SV-50 $h = H - 38 \text{ mm}$
Track <b>"HIDE W"</b> door height	- h	$h = H - 40 \text{ mm}$
door wing height with soft-close fitted	Track <b>"HIDE W"</b>	Mini SV40 $h = H - 44 \text{ mm}$
		Top SV60 $h = H - 47 \text{ mm}$
		SV-25 $h = H - 40 \text{ mm}$
		SV-50 $h = H - 40 \text{ mm}$
Track <b>"HIDE M"</b> , <b>"HIDE G"</b> , track seat door height	- h	$h = H - 33 \text{ mm}$
door wing height with soft-close fitted	<b>"HIDE M, HIDE G"</b>	Mini SV40 $h = H - 37 \text{ mm}$
		Top SV60 $h = H - 40 \text{ mm}$
		SV-25 $h = H - 33 \text{ mm}$
		SV-50 $h = H - 33 \text{ mm}$
board height	- hb	$hb = h - 64 \text{ mm}$
assumed door width		w
board width	- wb	$wb = w - 46 \text{ mm}$
lower horizontal profile length	- L	$L = U = w - 63 \text{ mm}$
upper horizontal profile length	- U	

Installation method for fitting 10 mm board (diag. A)  
and 4 mm mirror or glass (diag. B)

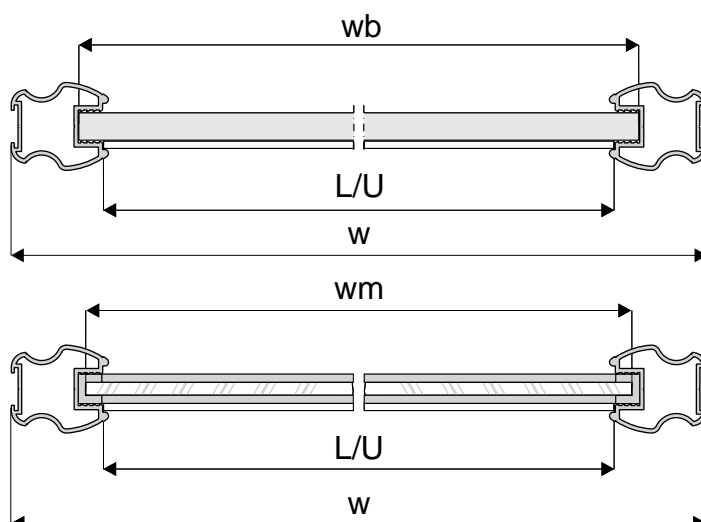


construction clearance included in the  
calculation of the height of board

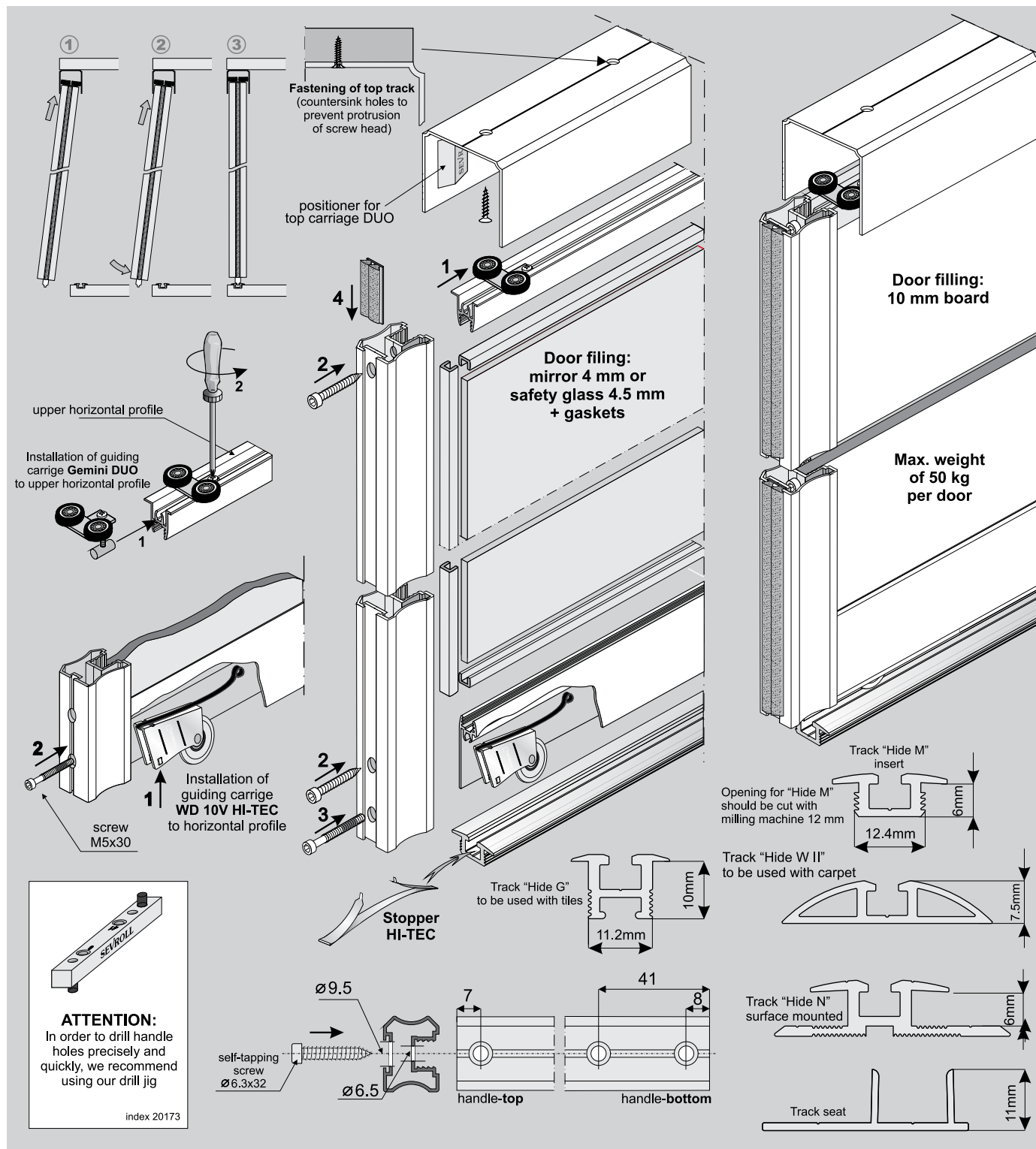


## ATTENTION!

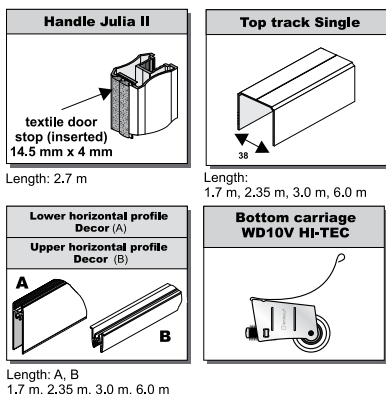
Mirror (4mm) should be used with a safety  
backing film. Safety glass (4.5 mm) comprises  
of two thin layers with a film in-between.  
Both mirror and glass need fitting gasket.



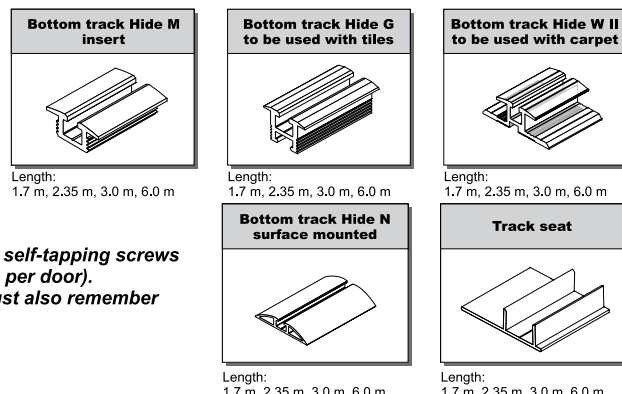
mirror height	- hm	$hm = hb$
mirror width	- wm	$wm = wb - 4 \text{ mm}$



## COMPONENTS

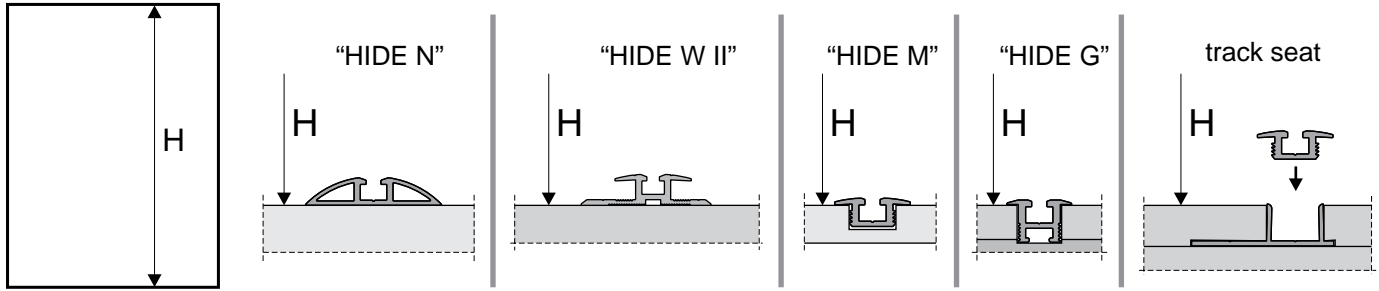


## DEPENDENT ON FLOOR TYPE, YOU MAY CHOOSE FROM DIFFERENT BOTTOM TRACKS



*You must remember to purchase self-tapping screws to construct each door (4 screws per door). When using safety glass, you must also remember to purchase gaskets.*

## Dimensions of opening

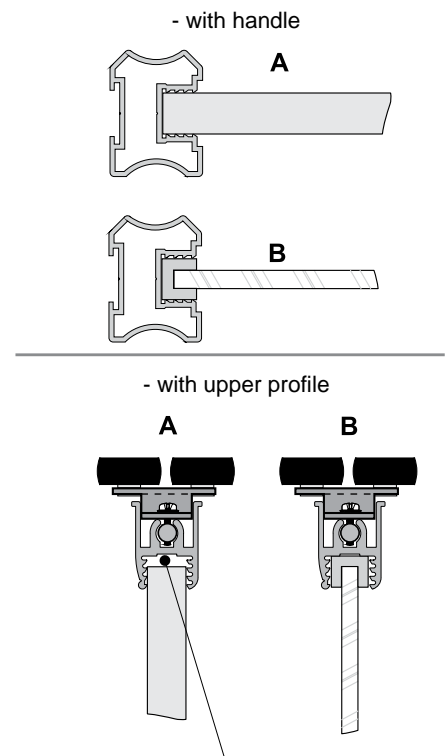


handle length = door height

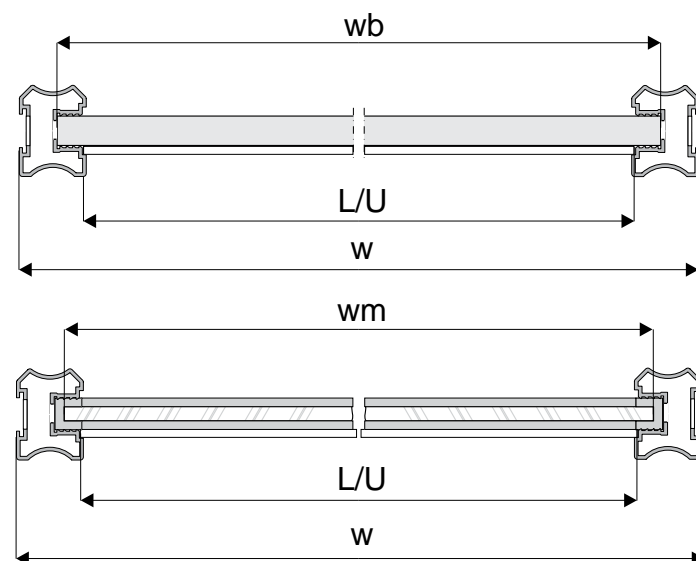
door filling - # 10 mm board

Track <b>"HIDE N"</b> door height	- h	$h = H - 38 \text{ mm}$
door wing height with soft-close fitted	Track <b>"HIDE N"</b> Mini SV40	$h = H - 42 \text{ mm}$
	Top SV60	$h = H - 45 \text{ mm}$
	SV-25 SV-50	$h = H - 38 \text{ mm}$
Track <b>"HIDE W"</b> door height	- h	$h = H - 40 \text{ mm}$
door wing height with soft-close fitted	Track <b>"HIDE W"</b> Mini SV40	$h = H - 44 \text{ mm}$
	Top SV60	$h = H - 47 \text{ mm}$
	SV-25 SV-50	$h = H - 40 \text{ mm}$
Track <b>"HIDE M", "HIDE G", track seat</b> door height	- h	$h = H - 33 \text{ mm}$
door wing height with soft-close fitted	<b>"HIDE M, HIDE G"</b> Mini SV40	$h = H - 37 \text{ mm}$
	Top SV60	$h = H - 40 \text{ mm}$
	SV-25 SV-50	$h = H - 33 \text{ mm}$
board height	- hb	$hb = h - 64 \text{ mm}$
assumed door width		w
board width	- wb	$wb = w - 25 \text{ mm}$
lower horizontal profile length	- L	$L = U = w - 42 \text{ mm}$
upper horizontal profile length	- U	

Installation method for fitting 10 mm board (diag. A)  
and 4 mm mirror or glass (diag. B)



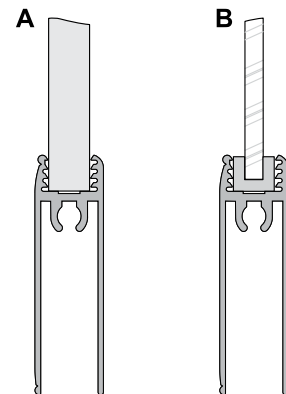
construction clearance included in the  
calculation of the height of board



door filling - 4 mm mirror or # 4.5 mm safety glass

mirror height	- hm	$hm = hb$
mirror width	- wm	$wm = wb - 4 \text{ mm}$

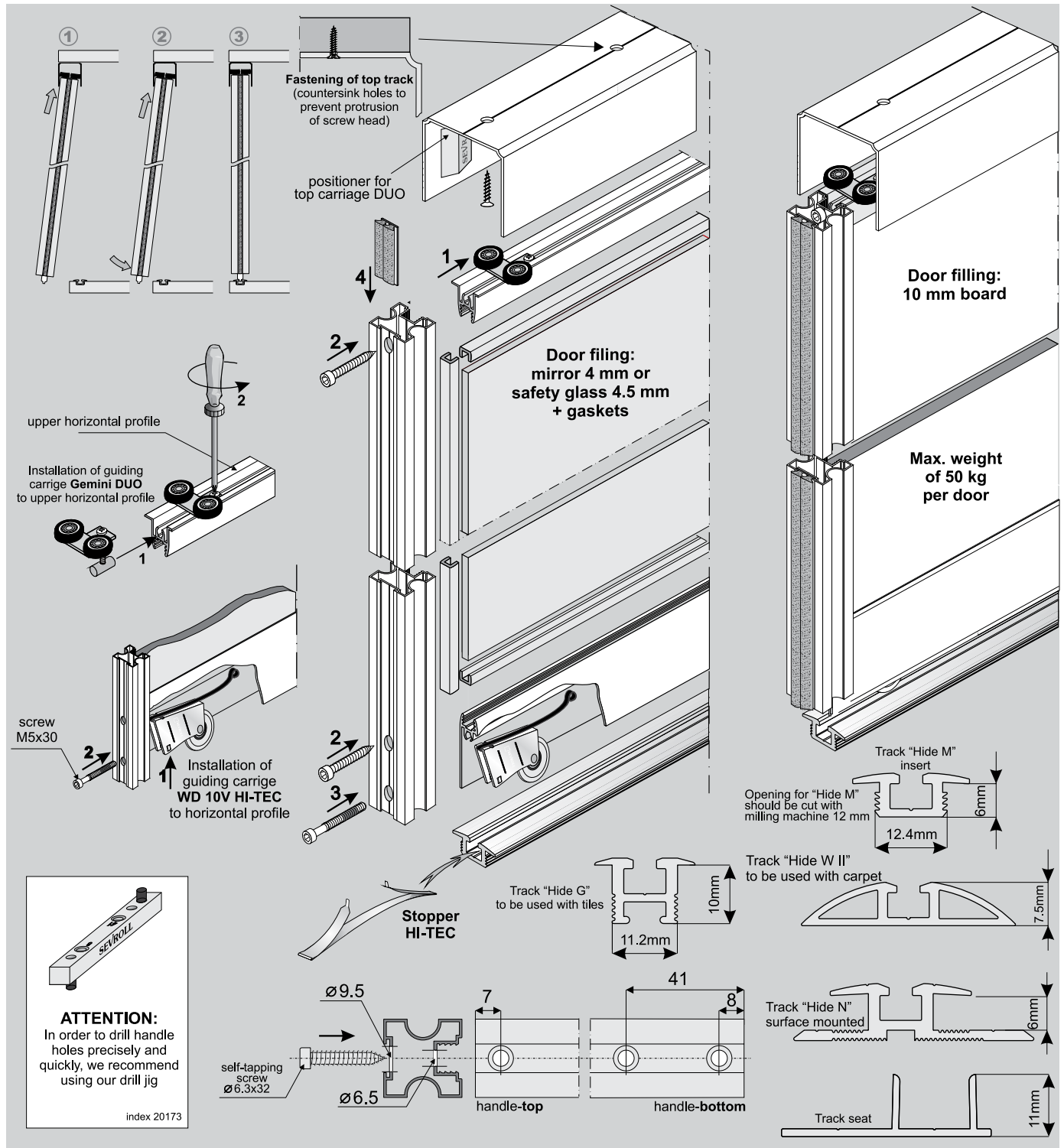
- with lower profile



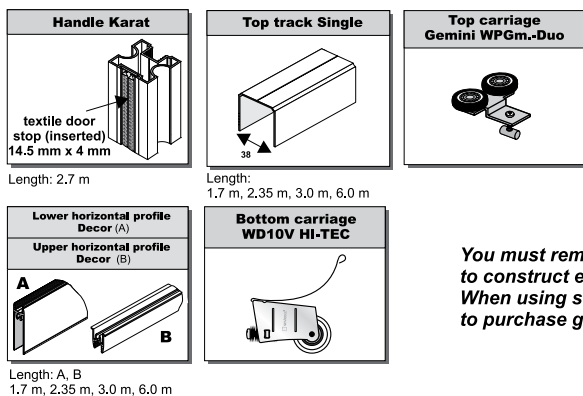
## ATTENTION!

Mirror (4 mm) should be used with a safety  
backing film. Safety glass (4.5 mm) comprises  
of two thin layers with a film in-between.  
Both mirror and glass need fitting gasket.

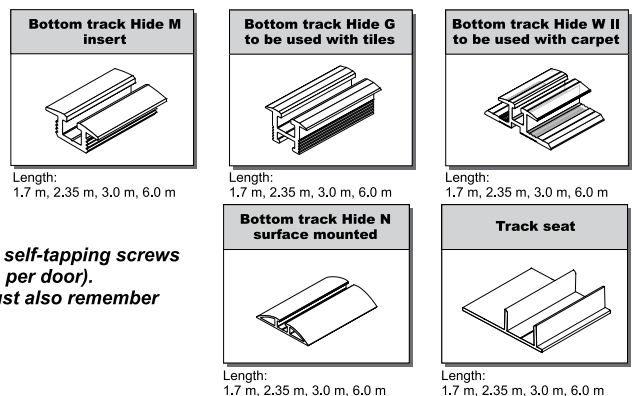




## COMPONENTS

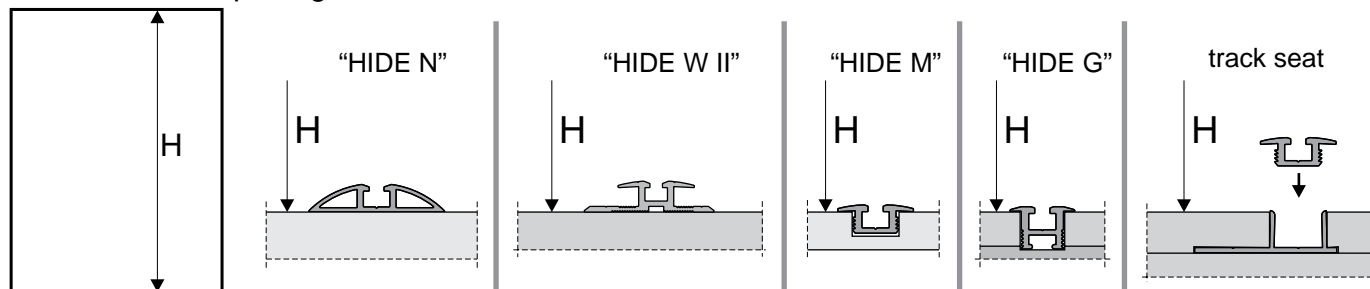


## DEPENDENT ON FLOOR TYPE, YOU MAY CHOOSE FROM DIFFERENT BOTTOM TRACKS



*You must remember to purchase self-tapping screws to construct each door (4 screws per door). When using safety glass, you must also remember to purchase gaskets.*

## Dimensions of opening

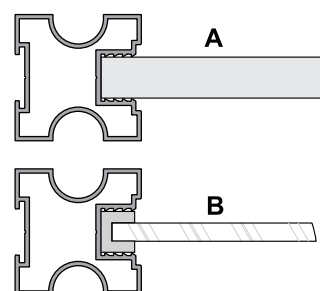


handle length = door height

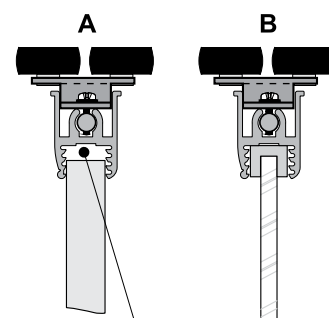
door filling - # 10 mm board

Installation method for fitting 10 mm board (diag. A)  
and 4 mm mirror or glass (diag. B)

- with handle

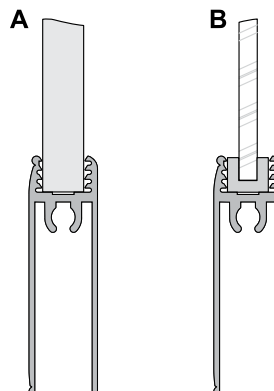


- with upper profile



construction clearance included in the  
calculation of the height of board

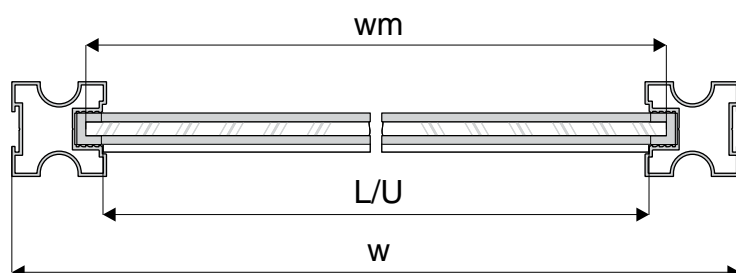
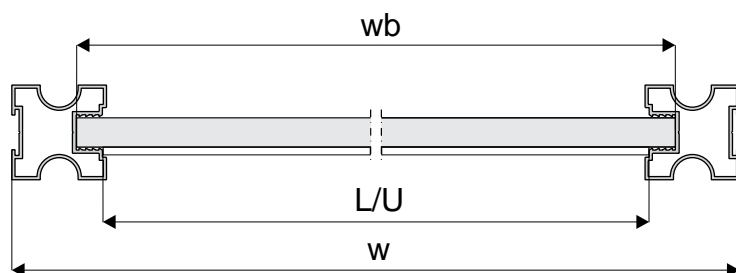
- with lower profile



## ATTENTION!

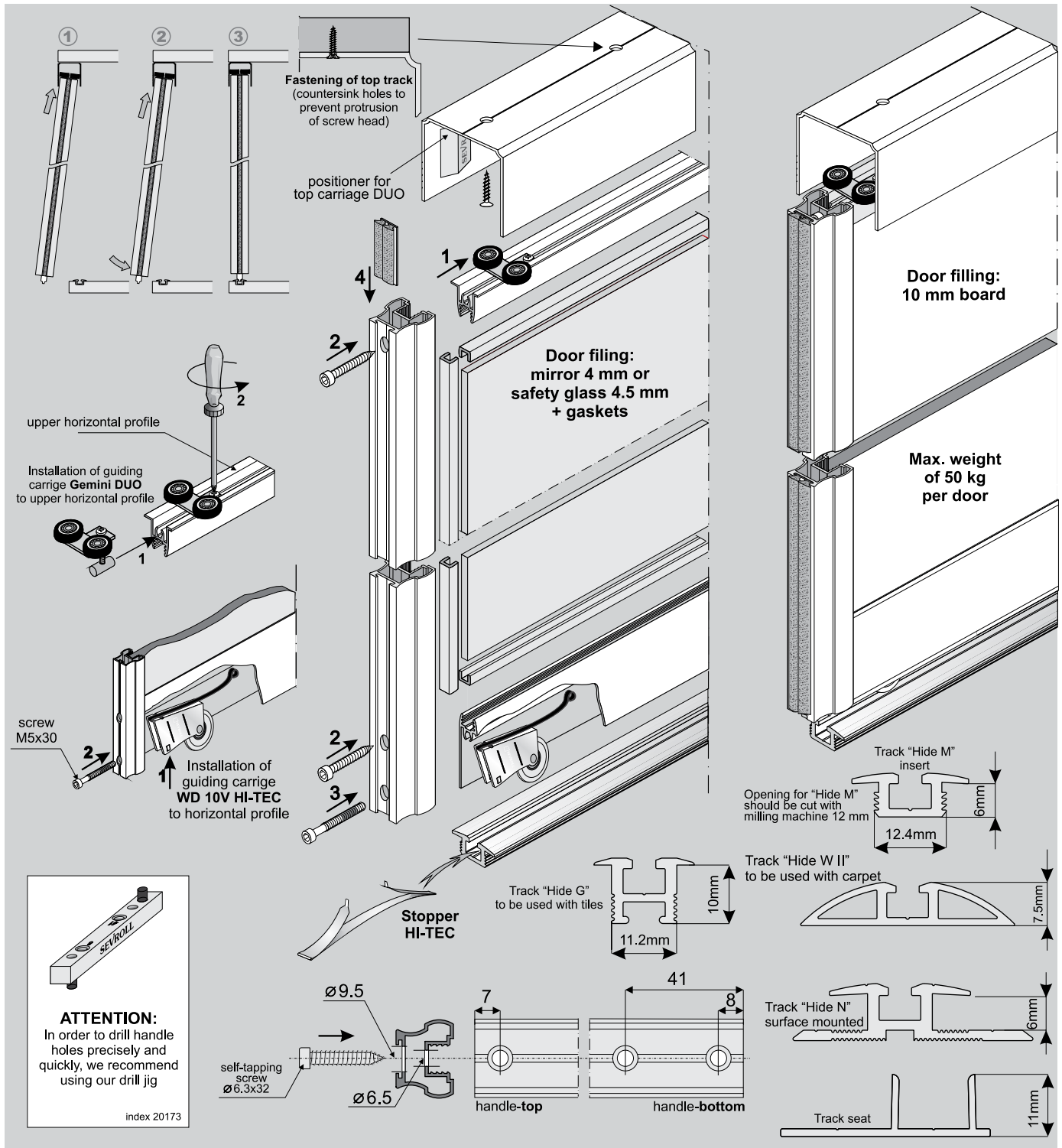
**Mirror (4 mm) should be used with a safety  
backing film. Safety glass (4.5 mm) comprises  
of two thin layers with a film in-between.  
Both mirror and glass need fitting gasket.**

Track <b>"HIDE N"</b> door height	- h	$h = H - 38 \text{ mm}$
door wing height with soft-close fitted <i>Track "HIDE N"</i>	Mini SV40	$h = H - 42 \text{ mm}$
	Top SV60	$h = H - 45 \text{ mm}$
	SV-25	$h = H - 38 \text{ mm}$
	SV-50	$h = H - 38 \text{ mm}$
Track <b>"HIDE W"</b> door height	- h	$h = H - 40 \text{ mm}$
door wing height with soft-close fitted <i>Track "HIDE W"</i>	Mini SV40	$h = H - 44 \text{ mm}$
	Top SV60	$h = H - 47 \text{ mm}$
	SV-25	$h = H - 40 \text{ mm}$
	SV-50	$h = H - 40 \text{ mm}$
Track <b>"HIDE M", "HIDE G", track seat</b> door height	- h	$h = H - 33 \text{ mm}$
door wing height with soft-close fitted <i>"HIDE M, HIDE G"</i>	Mini SV40	$h = H - 37 \text{ mm}$
	Top SV60	$h = H - 40 \text{ mm}$
	SV-25	$h = H - 33 \text{ mm}$
	SV-50	$h = H - 33 \text{ mm}$
board height	- hb	$hb = h - 64 \text{ mm}$
assumed door width		w
board width	- wb	$wb = w - 41 \text{ mm}$
lower horizontal profile length	- L	$L = U = w - 58 \text{ mm}$
upper horizontal profile length	- U	

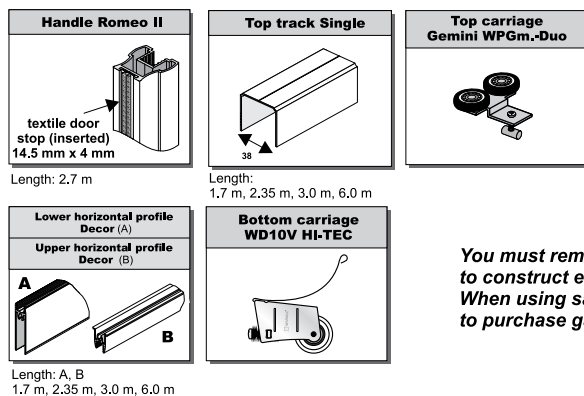


door filling - 4 mm mirror or # 4.5 mm safety glass

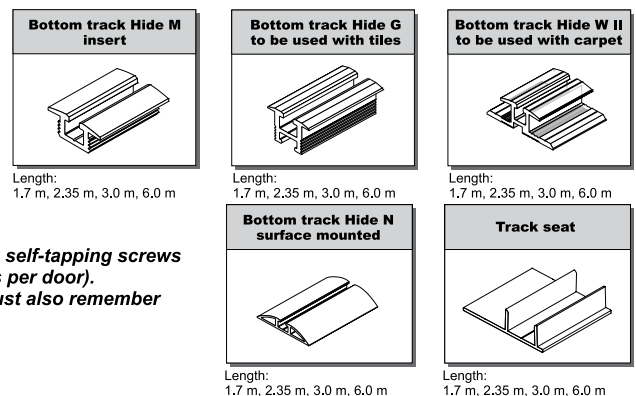
mirror height	- hm	$hm = hb$
mirror width	- wm	$wm = wb - 4 \text{ mm}$



## COMPONENTS

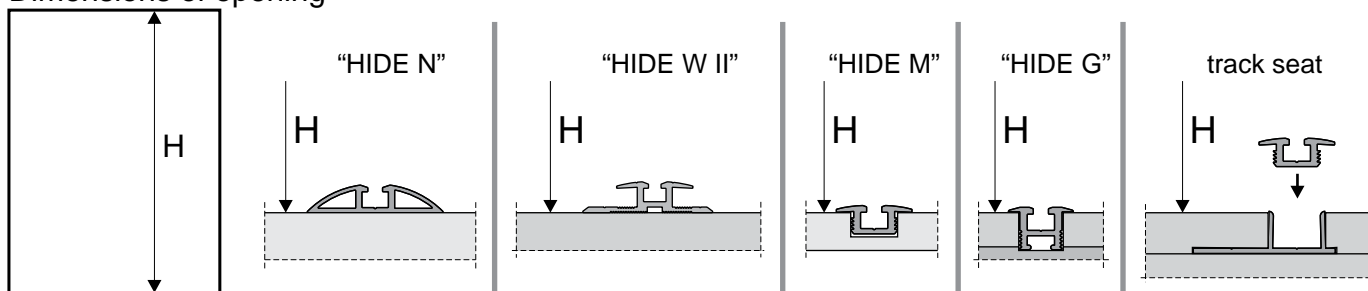


## DEPENDENT ON FLOOR TYPE, YOU MAY CHOOSE FROM DIFFERENT BOTTOM TRACKS



*You must remember to purchase self-tapping screws to construct each door (4 screws per door). When using safety glass, you must also remember to purchase gaskets.*

## Dimensions of opening



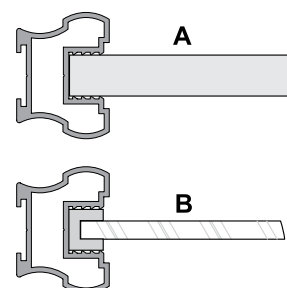
handle length = door height

door filling - # 10 mm board

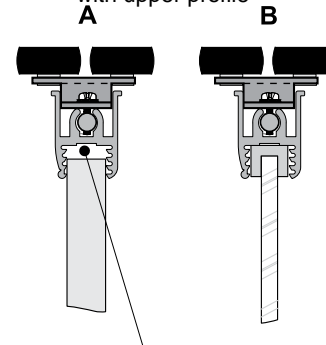
Track <b>"HIDE N"</b> door height	- h	$h = H - 38 \text{ mm}$
door wing height with soft-close fitted <i>Track "HIDE N"</i>	Mini SV40	$h = H - 42 \text{ mm}$
	Top SV60	$h = H - 45 \text{ mm}$
	SV-25 SV-50	$h = H - 38 \text{ mm}$
Track <b>"HIDE W"</b> door height	- h	$h = H - 40 \text{ mm}$
door wing height with soft-close fitted <i>Track "HIDE W"</i>	Mini SV40	$h = H - 44 \text{ mm}$
	Top SV60	$h = H - 47 \text{ mm}$
	SV-25 SV-50	$h = H - 40 \text{ mm}$
Track <b>"HIDE M"</b> , <b>"HIDE G"</b> , <b>track seat</b> door height	- h	$h = H - 33 \text{ mm}$
door wing height with soft-close fitted <i>"HIDE M, HIDE G"</i>	Mini SV40	$h = H - 37 \text{ mm}$
	Top SV60	$h = H - 40 \text{ mm}$
	SV-25 SV-50	$h = H - 33 \text{ mm}$
board height	- hb	$hb = h - 64 \text{ mm}$
assumed door width		w
board width	- wb	$wb = w - 25 \text{ mm}$
lower horizontal profile length	- L	$L = U = w - 42 \text{ mm}$
upper horizontal profile length	- U	

Installation method for fitting 10 mm board (diag. A)  
and 4 mm mirror or glass (diag. B)

- with handle

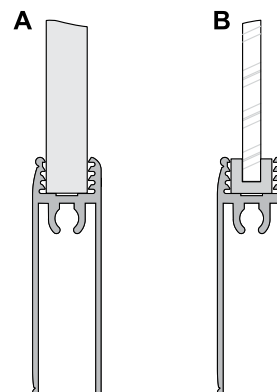


- with upper profile



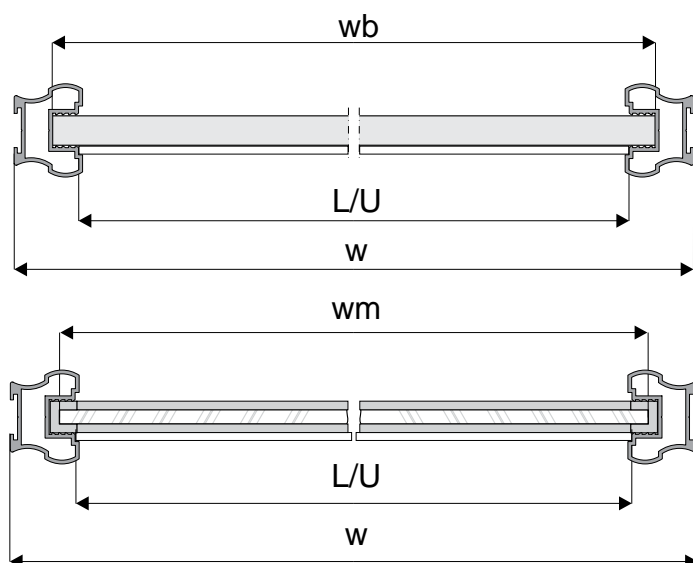
construction clearance included in the  
calculation of the height of board

- with lower profile



## ATTENTION!

**Mirror (4 mm) should be used with a safety backing film. Safety glass (4.5 mm) comprises of two thin layers with a film in-between. Both mirror and glass need fitting gasket.**



door filling - 4 mm mirror or # 4.5 mm safety glass

mirror height	- hm	$hm = hb$
mirror width	- wm	$wm = wb - 4 \text{ mm}$

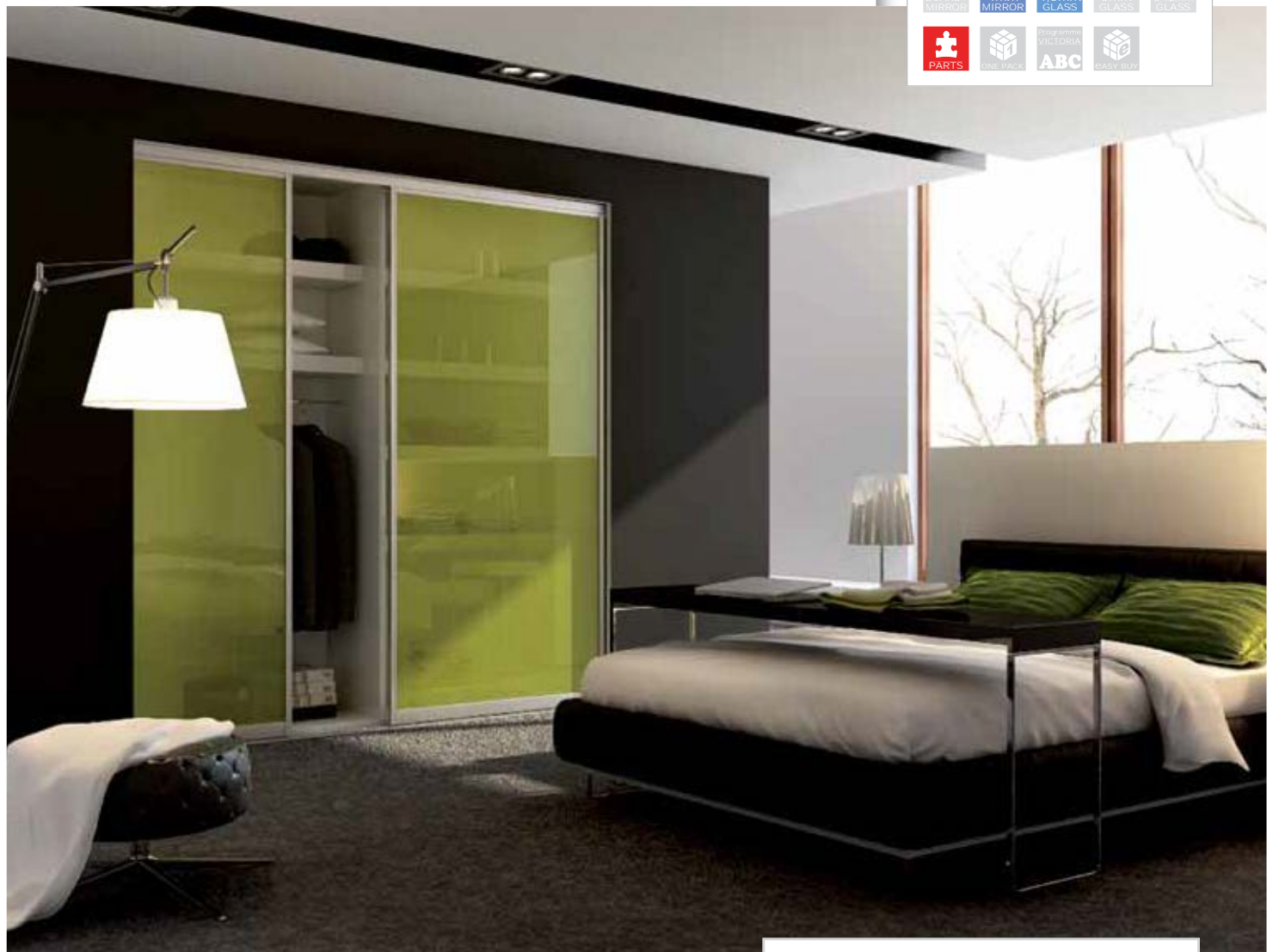
## SYSTEM

# TOP 10

Twin track sliding doors with single carriage system



8 kg	14 kg	16 kg	25 kg	35 kg
40 kg	45 kg	50 kg	60 kg	70 kg
100 kg	120 kg			
10mm BOARD	16mm BOARD	18mm BOARD	16-40mm BOARD	16-50mm BOARD
BOARD+MIRROR	4mm MIRROR	4.5mm GLASS	6mm GLASS	8-12mm GLASS
PARTS	ONE PACK	PROGRAMME VICTORIA ABC	EASY BUY	

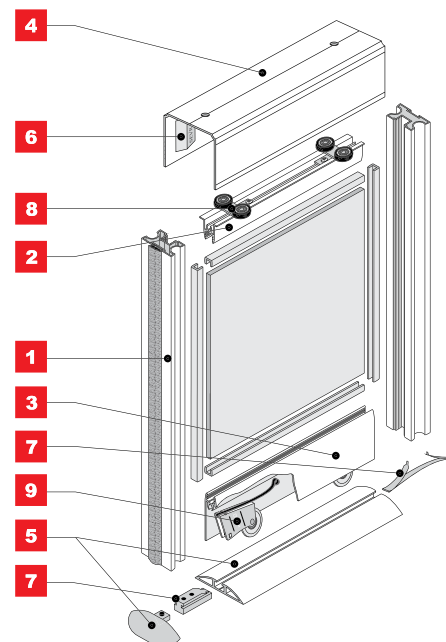


### CHARACTERISTICS

► Application	Sliding doors
► Track	Single
▼ Carriage system	Bottom
► Top guide	Ball bearing carriage
► Bottom guide	Ball bearing carriage (load bearing)
► Construction	Frame
► Filling thickness	10 mm
► Filling type	10 mm MFC or 4.5 mm safety glass or 4 mm mirror
► Max. door load	50 kg
► Max. handle length	3.00 m
► Max. track length	6.00 m
► Textile door stops	Yes
► Anti-dust brushes	n/a
► Sales programme	Components are available individually
► Decorative profile programme	DECOR

### USAGE

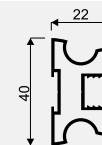
- Built-in furniture, walk-in wardrobes, wardrobes, attics



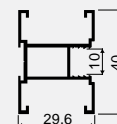


Handle **MASTER**

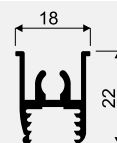
CODE	COLOUR	LENGTH (mm)	COLLECTIVE PACKAGING	PRICED PER	NET PRICE
02376	SILVER	2700	20	ITEM	
02377	LIGHT BROWN	2700	20	ITEM	
02378	GOLD	2700	20	ITEM	
02379	SILVER	3000	20	ITEM	
02380	LIGHT BROWN	3000	20	ITEM	
02381	GOLD	3000	20	ITEM	

Handle **STAR**

CODE	COLOUR	LENGTH (mm)	COLLECTIVE PACKAGING	PRICED PER	NET PRICE
03210	SILVER	2700	10	ITEM	
03209	LIGHT BROWN	2700	10	ITEM	
03211	GOLD	2700	10	ITEM	

Upper horizontal profile **Decor****DECOR**

CODE	COLOUR	LENGTH (mm)	COLLECTIVE PACKAGING	PRICED PER	NET PRICE
02912	SILVER	1700	24	ITEM	
02908	LIGHT BROWN	1700	24	ITEM	
02916	GOLD	1700	24	ITEM	
03042	LIGHT BROWN with brushed effect	1700	24	ITEM	
03097	BLACK with brushed effect	1700	24	ITEM	
03100	COGNAC with brushed effect	1700	24	ITEM	
02913	SILVER	2350	24	ITEM	
02909	LIGHT BROWN	2350	24	ITEM	
02917	GOLD	2350	24	ITEM	
03043	LIGHT BROWN with brushed effect	2350	24	ITEM	
03098	BLACK with brushed effect	2350	24	ITEM	
03101	COGNAC with brushed effect	2350	24	ITEM	
02914	SILVER	3000	24	ITEM	
02910	LIGHT BROWN	3000	24	ITEM	
02918	GOLD	3000	24	ITEM	
03044	LIGHT BROWN with brushed effect	3000	24	ITEM	
03099	BLACK with brushed effect	3000	24	ITEM	
03102	COGNAC with brushed effect	3000	24	ITEM	
02915	SILVER	6000	24	ITEM	
02911	LIGHT BROWN	6000	24	ITEM	
02919	GOLD	6000	24	ITEM	





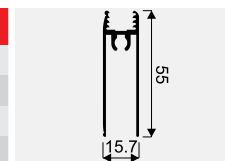
Lower horizontal profile **Decor**



**DECOR**



CODE	COLOUR	LENGTH (mm)	COLLECTIVE PACKAGING	PRICED PER	NET PRICE
00161	SILVER	1700	12	ITEM	
00152	LIGHT BROWN	1700	12	ITEM	
00164	GOLD	1700	12	ITEM	
02490	LIGHT BROWN with brushed effect	1700	12	ITEM	
03091	BLACK with brushed effect	1750	12	ITEM	
03094	COGNAC with brushed effect	1750	12	ITEM	
00162	SILVER	2350	12	ITEM	
00153	LIGHT BROWN	2350	12	ITEM	
00165	GOLD	2350	12	ITEM	
02491	LIGHT BROWN with brushed effect	2350	12	ITEM	
03092	BLACK with brushed effect	2350	12	ITEM	
03095	COGNAC with brushed effect	2350	12	ITEM	
00163	SILVER	3000	12	ITEM	
00155	LIGHT BROWN	3000	12	ITEM	
00166	GOLD	3000	12	ITEM	
02492	LIGHT BROWN with brushed effect	3000	12	ITEM	
03093	BLACK with brushed effect	3000	12	ITEM	
03096	COGNAC with brushed effect	3000	12	ITEM	
02764	SILVER	6000	12	ITEM	
02763	LIGHT BROWN	6000	12	ITEM	
02827	GOLD	6000	12	ITEM	

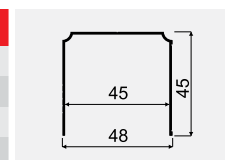


Top track **TOP - Decor**

**DECOR**



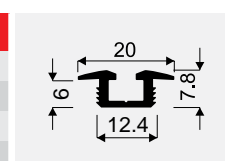
CODE	COLOUR	LENGTH (mm)	COLLECTIVE PACKAGING	PRICED PER	NET PRICE
03198	SILVER	1700	12	ITEM	
03196	LIGHT BROWN	1700	12	ITEM	
03200	GOLD	1700	12	ITEM	
03199	SILVER	2350	12	ITEM	
03197	LIGHT BROWN	2350	12	ITEM	
03201	GOLD	2350	12	ITEM	
03074	SILVER	3000	12	ITEM	
03072	LIGHT BROWN	3000	12	ITEM	
03076	GOLD	3000	12	ITEM	
03075	SILVER	6000	12	ITEM	
03073	LIGHT BROWN	6000	12	ITEM	
03077	GOLD	6000	12	ITEM	



Bottom track **HIDE M**



CODE	COLOUR	LENGTH (mm)	COLLECTIVE PACKAGING	PRICED PER	NET PRICE
01978	SILVER	1700	60	ITEM	
01990	LIGHT BROWN	1700	60	ITEM	
01993	GOLD	1700	60	ITEM	
01979	SILVER	2350	60	ITEM	
01991	LIGHT BROWN	2350	60	ITEM	
01994	GOLD	2350	60	ITEM	
01980	SILVER	3000	60	ITEM	
01992	LIGHT BROWN	3000	60	ITEM	
01995	GOLD	3000	60	ITEM	
02676	SILVER	6000	60	ITEM	
02677	LIGHT BROWN	6000	60	ITEM	
02679	GOLD	6000	60	ITEM	

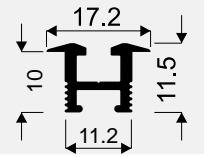


Bottom track **HIDE G**

5b



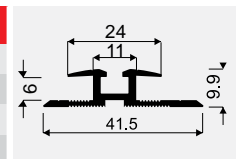
CODE	COLOUR	LENGTH (mm)	COLLECTIVE PACKAGING	PRICED PER	NET PRICE
01975	SILVER	1700	60	ITEM	
01984	LIGHT BROWN	1700	60	ITEM	
01987	GOLD	1700	60	ITEM	
01976	SILVER	2350	60	ITEM	
01985	LIGHT BROWN	2350	60	ITEM	
01988	GOLD	2350	60	ITEM	
01977	SILVER	3000	60	ITEM	
01986	LIGHT BROWN	3000	60	ITEM	
01989	GOLD	3000	60	ITEM	
02906	SILVER	6000	60	ITEM	
02905	LIGHT BROWN	6000	60	ITEM	
02907	GOLD	6000	60	ITEM	

Bottom track **HIDEW II**

5c



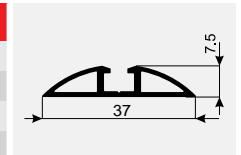
CODE	COLOUR	LENGTH (mm)	COLLECTIVE PACKAGING	PRICED PER	NET PRICE
02881	SILVER	1700	24	ITEM	
02877	LIGHT BROWN	1700	24	ITEM	
02885	GOLD	1700	24	ITEM	
02882	SILVER	2350	24	ITEM	
02878	LIGHT BROWN	2350	24	ITEM	
02886	GOLD	2350	24	ITEM	
02883	SILVER	3000	24	ITEM	
02879	LIGHT BROWN	3000	24	ITEM	
02887	GOLD	3000	24	ITEM	
02884	SILVER	6000	24	ITEM	
02880	LIGHT BROWN	6000	24	ITEM	
02888	GOLD	6000	24	ITEM	

Bottom track **HIDE N**

5d



CODE	COLOUR	LENGTH (mm)	COLLECTIVE PACKAGING	PRICED PER	NET PRICE
02579	SILVER	1700	24	ITEM	
02576	LIGHT BROWN	1700	24	ITEM	
02582	GOLD	1700	24	ITEM	
02580	SILVER	2350	24	ITEM	
02577	LIGHT BROWN	2350	24	ITEM	
02583	GOLD	2350	24	ITEM	
02581	SILVER	3000	24	ITEM	
02578	LIGHT BROWN	3000	24	ITEM	
02584	GOLD	3000	24	ITEM	
02681	SILVER	6000	24	ITEM	
02680	LIGHT BROWN	6000	24	ITEM	
02682	GOLD	6000	24	ITEM	

End cap for track **HIDE N**

**i** Set includes 2 items end cap for track HIDE N

5d +



CODE	COLLECTIVE PACKAGING	PRICED PER	NET PRICE
20208	24	SET	

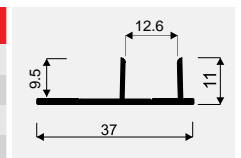
Track **SEAT**

**i** Used with track HIDE M

5a +



CODE	COLOUR	LENGTH (mm)	COLLECTIVE PACKAGING	PRICED PER	NET PRICE
50394	RAW	1700	30	ITEM	
50395	RAW	2350	30	ITEM	
50396	RAW	3000	30	ITEM	
50432	RAW	6000	30	ITEM	



Top carriage **DUO** positioner

**i** Collective package contains 100 positioners



CODE	COLLECTIVE PACKAGING	PRICED PER	NET PRICE
20104	1	COLLECTIVE PACKAGE	

Stopper for track **HIDE**

**i** Each set includes 2 items stopper for tracks HIDE



CODE	COLLECTIVE PACKAGING	PRICED PER	NET PRICE
20212	24	SET	

Stopper for bottom carriage **HI-TEC**

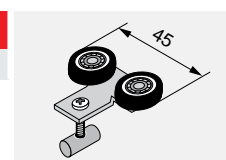


CODE	COLLECTIVE PACKAGING	PRICED PER	NET PRICE
20080	1000	ITEM	

Guiding carriage  
**MASTER WPMs.-DUO**



CODE	COLLECTIVE PACKAGING	PRICED PER	NET PRICE
10086	200	ITEM	



Soft-Close  
**SEVROMATIC SV-25 i SV-50**

**i** Set includes 2 items L & R



CODE	KG	COLLECTIVE PACKAGING	PRICED PER	NET PRICE
20139	25	24	SET	
20200	50	24	SET	



Soft-Close  
**SEVROMATIC MINI SV-40**

**i** Set includes 2 items



CODE	KG	COLLECTIVE PACKAGING	PRICED PER	NET PRICE
20258	40	24	SET	




Soft-Close

**SEVROMATIC TOP SY-60 i SY-80**  Set includes 2 items

CODE	KG	COLLECTIVE PACKAGING	PRICED PER	NET PRICE
20259	60	24	SET	
20267	80	24	SET	

Bottom carriage  
**WD 10V HI-TEC**

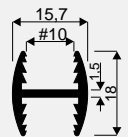
CODE	COLLECTIVE PACKAGING	PRICED PER	NET PRICE
10043	100	ITEM	

**SET:** Bottom carriage  
**WD 10V HI-TEC Blister** Set includes two carriages and stopper for bottom carriage HI-TEC, fully packaged

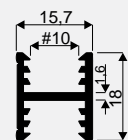
CODE	COLLECTIVE PACKAGING	PRICED PER	NET PRICE
10051	50	SET	

**H10 profile**

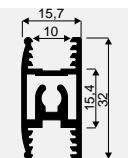
CODE	COLOUR	LENGTH (mm)	COLLECTIVE PACKAGING	PRICED PER	NET PRICE
00207	SILVER	3000	30	ITEM	
00204	LIGHT BROWN	3000	30	ITEM	
00208	GOLD	3000	30	ITEM	
02493	LIGHT BROWN with brushed effect	3000	30	ITEM	
03103	BLACK with brushed effect	3000	30	ITEM	
03104	COGNAC with brushed effect	3000	30	ITEM	

**H10 profile- Decor****DECOR**

CODE	COLOUR	LENGTH (mm)	COLLECTIVE PACKAGING	PRICED PER	NET PRICE
01617	SILVER	3000	30	ITEM	
01616	LIGHT BROWN	3000	30	ITEM	
01618	GOLD	3000	30	ITEM	

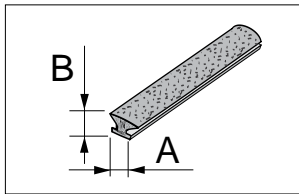
**H30 profile - Decor****DECOR**

CODE	COLOUR	LENGTH (mm)	COLLECTIVE PACKAGING	PRICED PER	NET PRICE
00222	SILVER	3000	20	ITEM	
00219	LIGHT BROWN	3000	20	ITEM	
00223	GOLD	3000	20	ITEM	

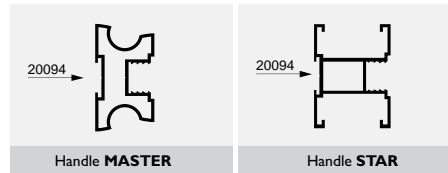


## TEXTILE DOOR STOP

**i** All brushes on page 372

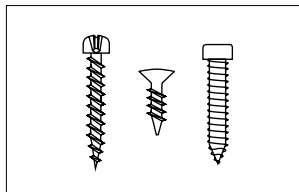


CODE	NAME	A (mm)	B (mm)	INSTALLATION	COLLECTIVE PACKAGING	PRICED PER	NET PRICE
20094	TEXTILE DOOR STOP	14.5	4	INSERTED	200	RUNNING METRE	
20224	TEXTILE DOOR STOP	14.5	4	INSERTED	10	COLLECTIVE PACKAGE (50 r.m.)	



## Screws **SMART, UNIX** and **SELF-TAPPING**

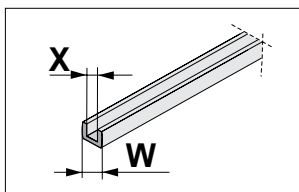
**i** Collective package contains 100 screws



CODE	NAME	DIMENSIONS (mm)	COLLECTIVE PACKAGING	PRICED PER	NET PRICE
20041	SCREW SMART	2.5 x 18	1	COLLECTIVE PACKAGE	
20092	SCREW SMART	2.5 x 25	1	COLLECTIVE PACKAGE	
20107	COUNTERSUNK SCREW UNIX	3 x 13	1	COLLECTIVE PACKAGE	
20001	SELF-TAPPING SCREW	6.3 x 32	2000	ITEM	

## GASKET

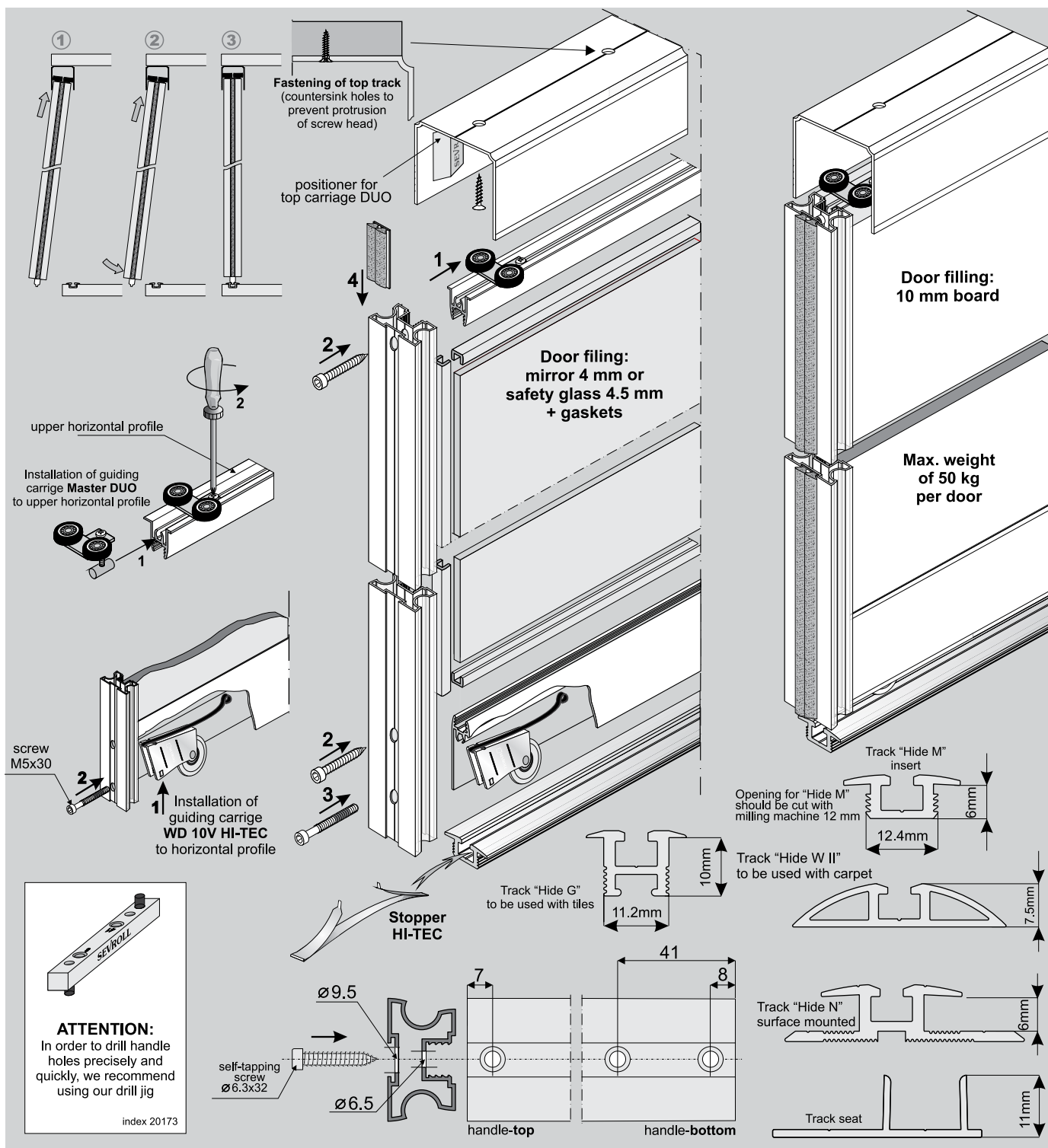
**i** All gaskets on page 372



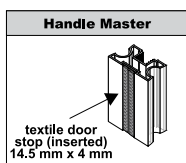
CODE	X (mm)	W (mm)	COLLECTIVE PACKAGING	PRICED PER	NET PRICE
20031	4	10	100	RUNNING METRE	
20032	4.5	10	100	RUNNING METRE	
20033	6	10	100	RUNNING METRE	
20098	6.4	10	100	RUNNING METRE	
20052	8	10	100	RUNNING METRE	



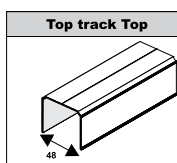




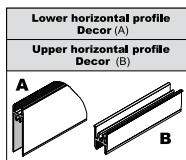
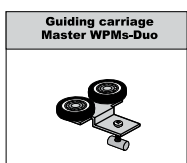
## COMPONENTS



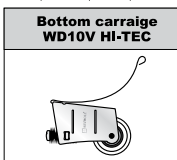
Length: 2.7 m, 3.0 m



Length: 1.7 m, 2.35 m, 3.0 m, 6.0 m

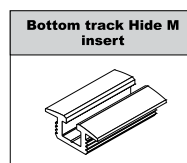


Length: A, B  
1.7 m, 2.35 m, 3.0 m, 6.0 m

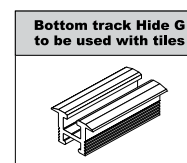


*You must remember to purchase self-tapping screws to construct each door (4 screws per door). When using safety glass, you must also remember to purchase gaskets.*

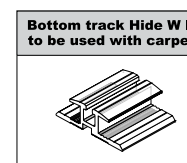
## DEPENDENT ON FLOOR TYPE, YOU MAY CHOOSE FROM DIFFERENT BOTTOM TRACKS



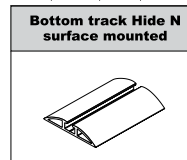
Length: 1.7 m, 2.35 m, 3.0 m, 6.0 m



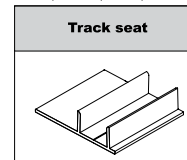
Length: 1.7 m, 2.35 m, 3.0 m, 6.0 m



Length: 1.7 m, 2.35 m, 3.0 m, 6.0 m

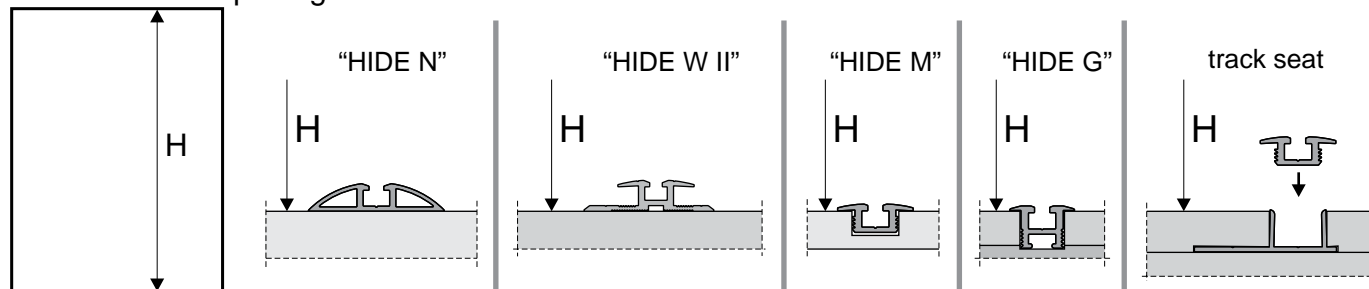


Length: 1.7 m, 2.35 m, 3.0 m, 6.0 m



Length: 1.7 m, 2.35 m, 3.0 m, 6.0 m

## Dimensions of opening

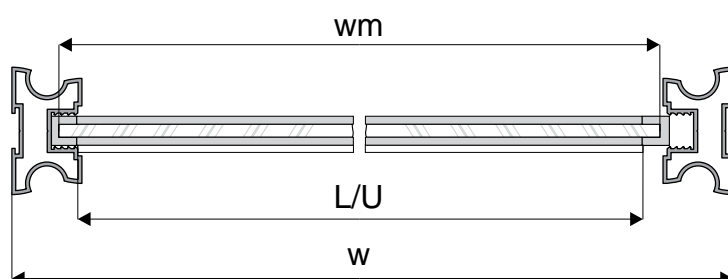
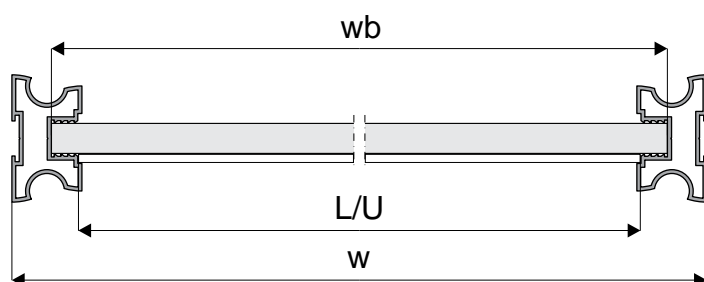


handle length = door height

## door filling - # 10 mm board

Installation method for fitting 10 mm board (diag. A)  
and 4 mm mirror or glass (diag. B)

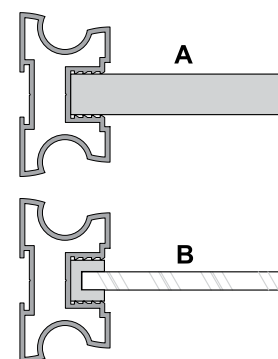
Track <b>"HIDE N"</b> door height	- h	$h = H - 38 \text{ mm}$
door wing height with soft-close fitted <i>Track "HIDE N"</i>	Mini SV40	$h = H - 42 \text{ mm}$
	Top SV60	$h = H - 45 \text{ mm}$
	SV-25	$h = H - 38 \text{ mm}$
	SV-50	$h = H - 38 \text{ mm}$
Track <b>"HIDE W"</b> door height	- h	$h = H - 40 \text{ mm}$
door wing height with soft-close fitted <i>Track "HIDE W"</i>	Mini SV40	$h = H - 44 \text{ mm}$
	Top SV60	$h = H - 47 \text{ mm}$
	SV-25	$h = H - 40 \text{ mm}$
	SV-50	$h = H - 40 \text{ mm}$
Track <b>"HIDE M", "HIDE G", track seat</b> door height	- h	$h = H - 33 \text{ mm}$
door wing height with soft-close fitted <i>"HIDE M, HIDE G"</i>	Mini SV40	$h = H - 37 \text{ mm}$
	Top SV60	$h = H - 40 \text{ mm}$
	SV-25	$h = H - 33 \text{ mm}$
	SV-50	$h = H - 33 \text{ mm}$
board height	- hb	$hb = h - 64 \text{ mm}$
assumed door width		w
board width	- wb	$wb = w - 25 \text{ mm}$
lower horizontal profile length	- L	$L = U = w - 42 \text{ mm}$
upper horizontal profile length	- U	



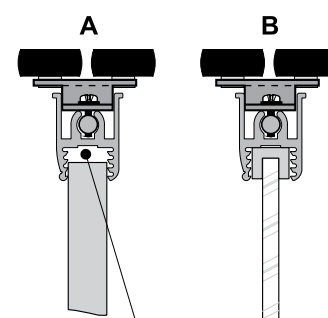
## door filling - 4 mm mirror or # 4.5 mm safety glass

mirror height	- hm	$hm = hb$
mirror width	- wm	$wm = wb - 4 \text{ mm}$

- with handle

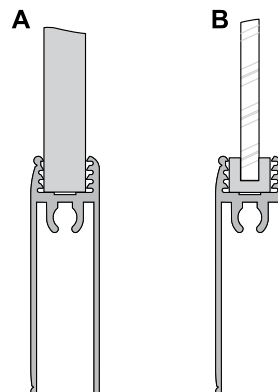


- with upper profile



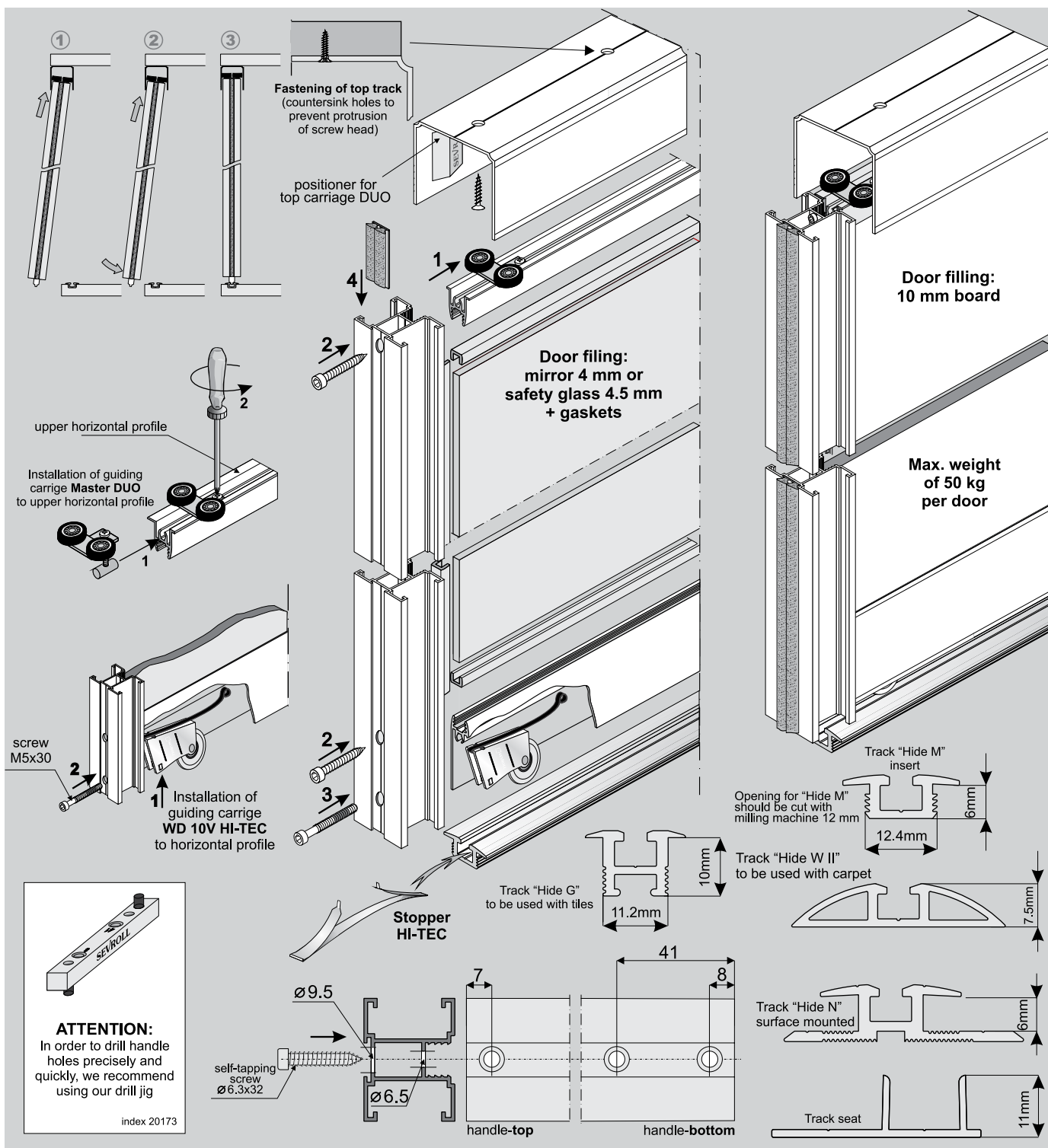
construction clearance included in the  
calculation of the height of board

- with lower profile

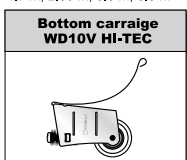
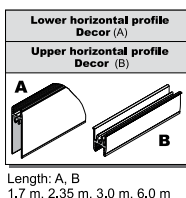
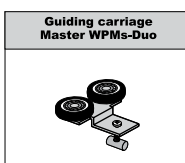
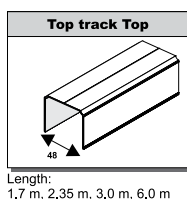
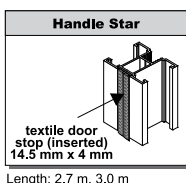


## ATTENTION!

**Mirror (4 mm) should be used with a safety  
backing film. Safety glass (4.5 mm) comprises  
of two thin layers with a film in-between.  
Both mirror and glass need fitting gasket.**

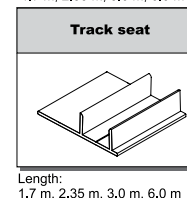
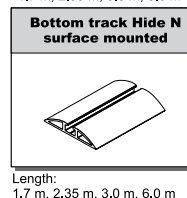
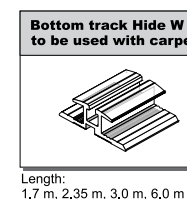
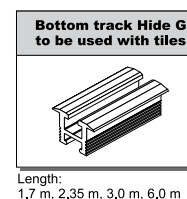
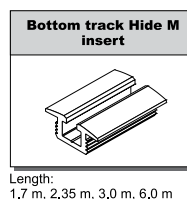


## COMPONENTS

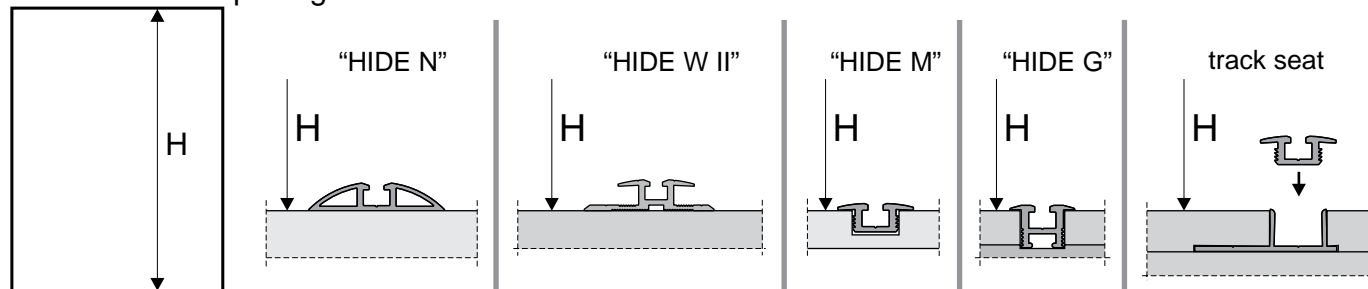


*You must remember to purchase self-tapping screws to construct each door (4 screws per door).  
When using safety glass, you must also remember to purchase gaskets.*

## DEPENDENT ON FLOOR TYPE, YOU MAY CHOOSE FROM DIFFERENT BOTTOM TRACKS



## Dimensions of opening

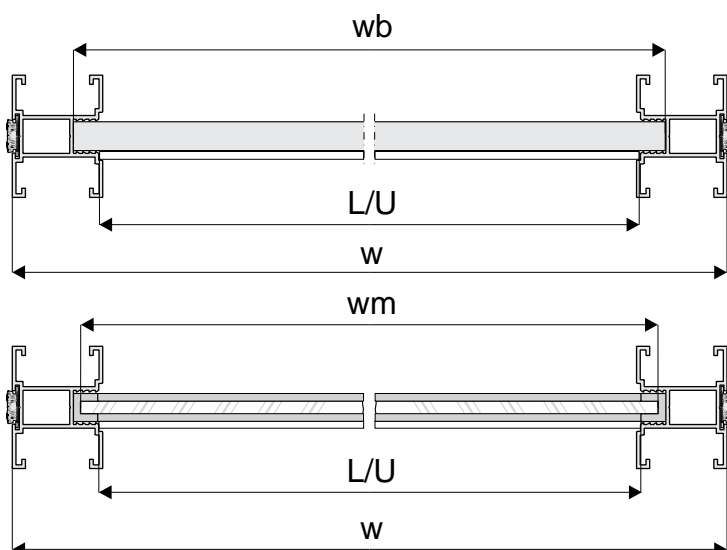


handle length = door height

## door filling - # 10 mm board

Installation method for fitting 10 mm board (diag. A) and 4 mm mirror or glass (diag. B)

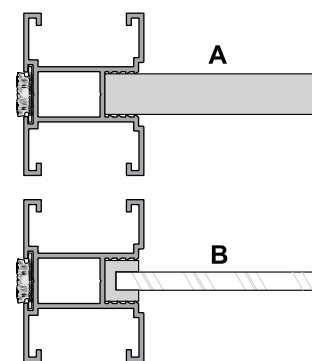
Track <b>"HIDE N"</b> door height	- h	$h = H - 38 \text{ mm}$
door wing height with soft-close fitted <i>Track "HIDE N"</i>	Mini SV40	$h = H - 42 \text{ mm}$
	Top SV60	$h = H - 45 \text{ mm}$
	SV-25 SV-50	$h = H - 38 \text{ mm}$
Track <b>"HIDE W"</b> door height	- h	$h = H - 40 \text{ mm}$
door wing height with soft-close fitted <i>Track "HIDE W"</i>	Mini SV40	$h = H - 44 \text{ mm}$
	Top SV60	$h = H - 47 \text{ mm}$
	SV-25 SV-50	$h = H - 40 \text{ mm}$
Track <b>"HIDE M", "HIDE G", track seat</b> door height	- h	$h = H - 33 \text{ mm}$
door wing height with soft-close fitted <i>"HIDE M, HIDE G"</i>	Mini SV40	$h = H - 37 \text{ mm}$
	Top SV60	$h = H - 40 \text{ mm}$
	SV-25 SV-50	$h = H - 33 \text{ mm}$
board height	- hb	$hb = h - 64 \text{ mm}$
assumed door width		w
board width	- wb	$wb = w - 40 \text{ mm}$
lower horizontal profile length	- L	$L = U = w - 57 \text{ mm}$
upper horizontal profile length	- U	



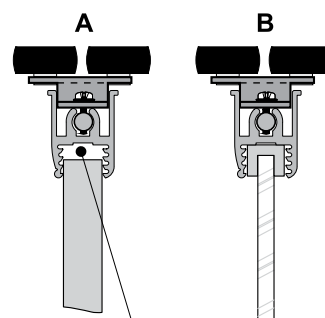
## door filling - 4 mm mirror or # 4.5 mm safety glass

mirror height	- hm	$hm = hb$
mirror width	- wm	$wm = wb - 4 \text{ mm}$

- with handle

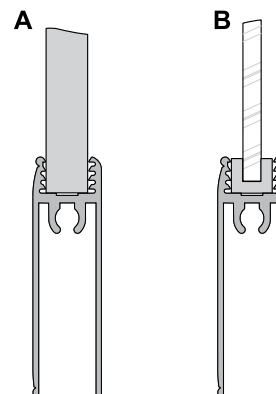


- with upper profile



construction clearance included in the calculation of the height of board

- with lower profile



## ATTENTION!

Mirror (4 mm) should be used with a safety backing film. Safety glass (4.5 mm) comprises of two thin layers with a film in-between. Both mirror and glass need fitting gasket.

## SYSTEM

# TOP 18

Single track sliding doors with bottom carriage system



8 kg	14 kg	16 kg	25 kg	35 kg
40 kg	45 kg	50 kg	60 kg	70 kg
100 kg	120 kg			
10mm BOARD	16mm BOARD	18mm BOARD	16-40mm BOARD	16-50mm BOARD
BOARD+MIRROR	4mm MIRROR	4.5mm GLASS	6mm GLASS	8-12mm GLASS
PARTS	ONE TRACK	PROGRAM VICTORIA	ABC	EASY BUY

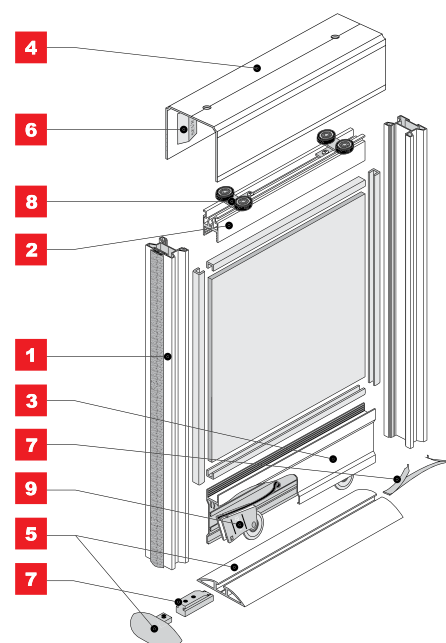


### CHARACTERISTICS

► Application	Sliding door
► Track	Single
▼ Carriage system	Bottom
► Top guide	Ball bearing carriage
► Bottom guide	Ball bearing carriage (load bearing)
► Construction	Frame
► Filling thickness	18 mm
► Filling type	18 mm MFC, 4.5 mm safety glass or 4 mm mirror
► Max. door load	50 kg
► Max. handle length	2.70 m
► Max. track length	6.00 m
► Textile door stops	Yes
► Anti-dust brushes	n/a
► Sales programme	Components are available individually
► Decorative profile programme	DECOR

### USAGE

- Built-in furniture, walk-in wardrobes, wardrobes, attics



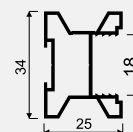


Handle **PROSPER II - Decor****DECOR**

1a



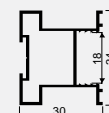
CODE	COLOUR	LENGTH (mm)	COLLECTIVE PACKAGING	PRICED PER	NET PRICE
03145	SILVER	2700	8	ITEM	
03144	LIGHT BROWN	2700	8	ITEM	

Handle **PORTO**

1b



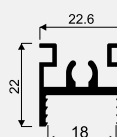
CODE	COLOUR	LENGTH (mm)	COLLECTIVE PACKAGING	PRICED PER	NET PRICE
03167	SILVER	2700	8	ITEM	
03166	LIGHT BROWN	2700	8	ITEM	

Upper horizontal profile **MAXIM**

2



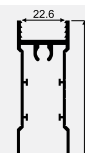
CODE	COLOUR	LENGTH (mm)	COLLECTIVE PACKAGING	PRICED PER	NET PRICE
02021	SILVER	1800	12	ITEM	
02975	LIGHT BROWN	1800	12	ITEM	
02022	SILVER	2500	12	ITEM	
02976	LIGHT BROWN	2500	12	ITEM	
02301	SILVER	3500	12	ITEM	
02977	LIGHT BROWN	3500	12	ITEM	
02305	SILVER	4300	12	ITEM	
02978	LIGHT BROWN	4300	12	ITEM	
02893	SILVER	6000	12	ITEM	
02979	LIGHT BROWN	6000	12	ITEM	

Lower horizontal profile  
**MAXIM II - Decor****DECOR**

3



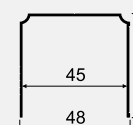
CODE	COLOUR	LENGTH (mm)	COLLECTIVE PACKAGING	PRICED PER	NET PRICE
02804	SILVER	1800	12	ITEM	
02970	LIGHT BROWN	1800	12	ITEM	
02809	SILVER	2500	12	ITEM	
02971	LIGHT BROWN	2500	12	ITEM	
02811	SILVER	3500	12	ITEM	
02972	LIGHT BROWN	3500	12	ITEM	
02801	SILVER	4300	12	ITEM	
02973	LIGHT BROWN	4300	12	ITEM	
02889	SILVER	6000	12	ITEM	
02974	LIGHT BROWN	6000	12	ITEM	

Top track **TOP - Decor****DECOR**

4



CODE	COLOUR	LENGTH (mm)	COLLECTIVE PACKAGING	PRICED PER	NET PRICE
03198	SILVER	1700	12	ITEM	
03196	LIGHT BROWN	1700	12	ITEM	
03200	GOLD	1700	12	ITEM	
03199	SILVER	2350	12	ITEM	
03197	LIGHT BROWN	2350	12	ITEM	
03201	GOLD	2350	12	ITEM	
03074	SILVER	3000	12	ITEM	
03072	LIGHT BROWN	3000	12	ITEM	
03076	GOLD	3000	12	ITEM	
03075	SILVER	6000	12	ITEM	
03073	LIGHT BROWN	6000	12	ITEM	
03077	GOLD	6000	12	ITEM	



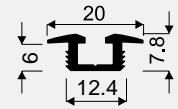


Bottom track **HIDE M**

5a



CODE	COLOUR	LENGTH (mm)	COLLECTIVE PACKAGING	PRICED PER	NET PRICE
01978	SILVER	1700	60	ITEM	
01990	LIGHT BROWN	1700	60	ITEM	
01993	GOLD	1700	60	ITEM	
01979	SILVER	2350	60	ITEM	
01991	LIGHT BROWN	2350	60	ITEM	
01994	GOLD	2350	60	ITEM	
01980	SILVER	3000	60	ITEM	
01992	LIGHT BROWN	3000	60	ITEM	
01995	GOLD	3000	60	ITEM	
02676	SILVER	6000	60	ITEM	
02677	LIGHT BROWN	6000	60	ITEM	
02679	GOLD	6000	60	ITEM	

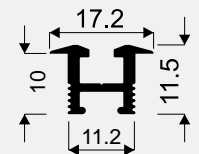


Bottom track **HIDE G**

5b



CODE	COLOUR	LENGTH (mm)	COLLECTIVE PACKAGING	PRICED PER	NET PRICE
01975	SILVER	1700	60	ITEM	
01984	LIGHT BROWN	1700	60	ITEM	
01987	GOLD	1700	60	ITEM	
01976	SILVER	2350	60	ITEM	
01985	LIGHT BROWN	2350	60	ITEM	
01988	GOLD	2350	60	ITEM	
01977	SILVER	3000	60	ITEM	
01986	LIGHT BROWN	3000	60	ITEM	
01989	GOLD	3000	60	ITEM	
02906	SILVER	6000	60	ITEM	
02905	LIGHT BROWN	6000	60	ITEM	
02907	GOLD	6000	60	ITEM	

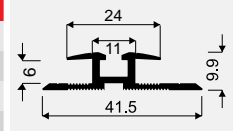


Bottom track **HIDEW II**

5c



CODE	COLOUR	LENGTH (mm)	COLLECTIVE PACKAGING	PRICED PER	NET PRICE
02881	SILVER	1700	24	ITEM	
02877	LIGHT BROWN	1700	24	ITEM	
02885	GOLD	1700	24	ITEM	
02882	SILVER	2350	24	ITEM	
02878	LIGHT BROWN	2350	24	ITEM	
02886	GOLD	2350	24	ITEM	
02883	SILVER	3000	24	ITEM	
02879	LIGHT BROWN	3000	24	ITEM	
02887	GOLD	3000	24	ITEM	
02884	SILVER	6000	24	ITEM	
02880	LIGHT BROWN	6000	24	ITEM	
02888	GOLD	6000	24	ITEM	

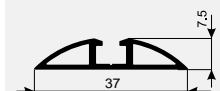


Bottom track **HIDE N**

5d



CODE	COLOUR	LENGTH (mm)	COLLECTIVE PACKAGING	PRICED PER	NET PRICE
02579	SILVER	1700	24	ITEM	
02576	LIGHT BROWN	1700	24	ITEM	
02582	GOLD	1700	24	ITEM	
02580	SILVER	2350	24	ITEM	
02577	LIGHT BROWN	2350	24	ITEM	
02583	GOLD	2350	24	ITEM	
02581	SILVER	3000	24	ITEM	
02578	LIGHT BROWN	3000	24	ITEM	
02584	GOLD	3000	24	ITEM	
02681	SILVER	6000	24	ITEM	
02680	LIGHT BROWN	6000	24	ITEM	
02682	GOLD	6000	24	ITEM	



End cap for track **HIDE N**

**i** Set includes 2 items end cap for track HIDE N



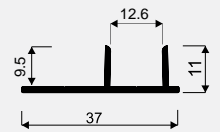
CODE	COLLECTIVE PACKAGING	PRICED PER	NET PRICE
20208	24	SET	

Track **SEAT**

**i** Used with track HIDE M



CODE	COLOUR	LENGTH (mm)	COLLECTIVE PACKAGING	PRICED PER	NET PRICE
50394	RAW	1700	30	ITEM	
50395	RAW	2350	30	ITEM	
50396	RAW	3000	30	ITEM	
50432	RAW	6000	30	ITEM	

Top carriage **DUO** positioner

**i** Collective package contains 100 positioners



CODE	COLLECTIVE PACKAGING	PRICED PER	NET PRICE
20104	1	COLLECTIVE PACKAGE	

Stopper for track **HIDE**

**i** Set includes 2 stoppers for track HIDE



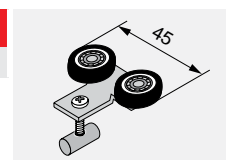
CODE	COLLECTIVE PACKAGING	PRICED PER	NET PRICE
20212	24	SET	

Stopper **HI-TEC**

CODE	COLLECTIVE PACKAGING	PRICED PER	NET PRICE
20080	1000	ITEM	

Guiding carriage  
**MASTERWPMs.-DUO**

CODE	COLLECTIVE PACKAGING	PRICED PER	NET PRICE
10086	200	ITEM	



Soft-Close

**SEVROMATIC SV-25 i SV-50**

**i** Set includes 2 items L & R



CODE	KG	COLLECTIVE PACKAGING	PRICED PER	NET PRICE
20139	25	24	SET	
20200	50	24	SET	



Soft-Close

**SEVROMATIC MINI SV-40**

**i** Set includes 2 items



CODE	KG	COLLECTIVE PACKAGING	PRICED PER	NET PRICE
20258	40	24	SET	

Soft-Close

**SEVROMATIC TOP SV-60 i SV-80**

**i** Set includes 2 items



CODE	KG	COLLECTIVE PACKAGING	PRICED PER	NET PRICE
20259	60	24	SET	
20267	80	24	SET	

Bottom Carriage

**WD 10V HI-TEC**



CODE	COLLECTIVE PACKAGING	PRICED PER	NET PRICE
10043	100	ITEM	

**SET: Bottom Carriage  
WD 10V HI-TEC Blister**

**i** Set includes two carriages  
and stopper HI-TEC, fully packaged



CODE	COLLECTIVE PACKAGING	PRICED PER	NET PRICE
10051	50	SET	

Bottom Carriage

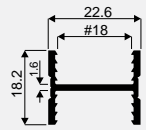
**WD 10V DUO 60 kg**



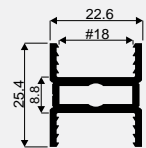
CODE	COLLECTIVE PACKAGING	PRICED PER	NET PRICE
10093	100	ITEM	

**H18 MAXIM profile****DECOR**

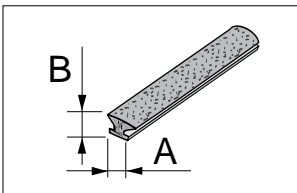
CODE	COLOUR	LENGTH (mm)	COLLECTIVE PACKAGING	PRICED PER	NET PRICE
01881	SILVER	1800	30	ITEM	
02980	LIGHT BROWN	1800	30	ITEM	
01882	SILVER	2500	30	ITEM	
02981	LIGHT BROWN	2500	30	ITEM	

**H25 MAXIM profile****DECOR**

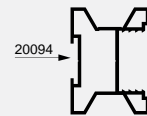
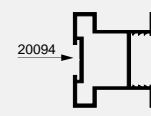
CODE	COLOUR	LENGTH (mm)	COLLECTIVE PACKAGING	PRICED PER	NET PRICE
01883	SILVER	1800	20	ITEM	
02983	LIGHT BROWN	1800	20	ITEM	
01884	SILVER	2500	20	ITEM	
02984	LIGHT BROWN	2500	20	ITEM	

**TEXTILE DOOR STOP**

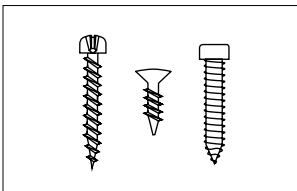
**i** All brushes on page 372



CODE	NAME	A (mm)	B (mm)	INSTALLATION	COLLECTIVE PACKAGING	PRICED PER	NET PRICE
20094	TEXTILE DOOR STOP	14.5	4	INSERTED	200	RUNNING METRE	
20224	TEXTILE DOOR STOP	14.5	4	INSERTED	10	COLLECTIVE PACKAGE (50 r.m.)	

Handle **PROSPER II - Decor**Handle **PORTO**Screws **SMART, UNIX**  
and **SELF-TAPPING**

**i** Collective package contains 100 screws

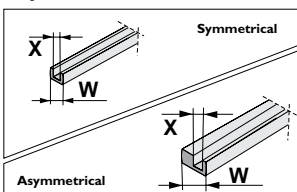


CODE	NAME	DIMENSIONS (mm)	COLLECTIVE PACKAGING	PRICED PER	NET PRICE
20041	SCREW SMART	2.5 x 18	1	COLLECTIVE PACKAGE	
20092	SCREW SMART	2.5 x 25	1	COLLECTIVE PACKAGE	
20107	SCREW UNIX	3 x 13	1	COLLECTIVE PACKAGE	
20001	SELF-TAPPING SCREW	6.3 x 32	2000	ITEM	

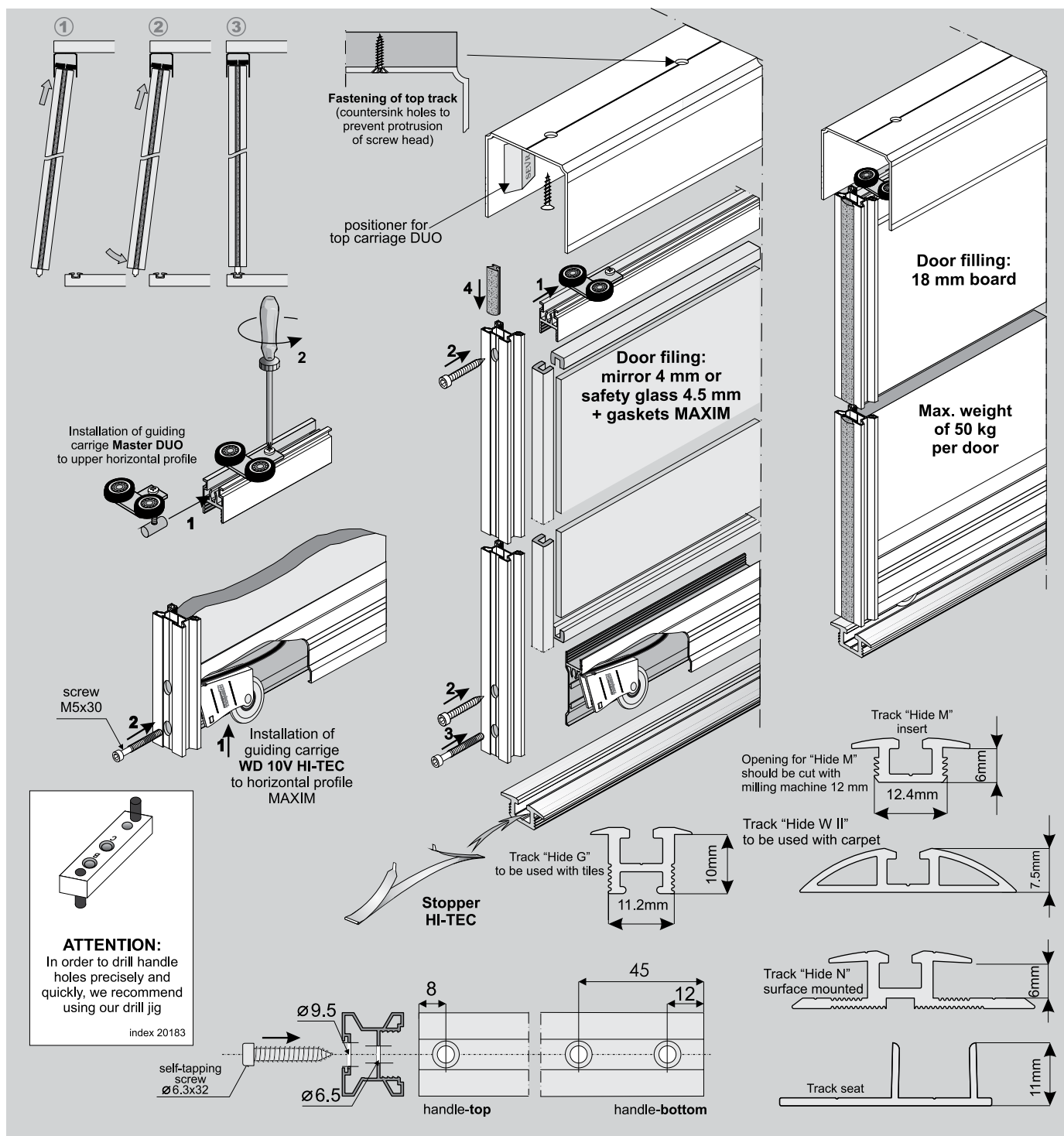
## Gasket

**Symmetrical**  
and **Asymmetrical**

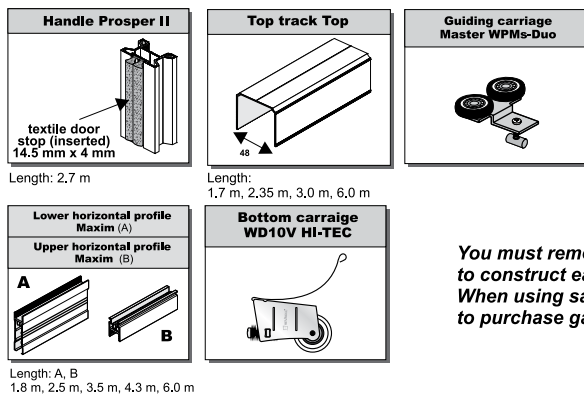
**i** All gaskets on page 372



CODE	W (mm)	X (mm)	COLLECTIVE PACKAGING	PRICED PER	NET PRICE
20106 Asymmetrical	18	4	1	RUNNING METRE (25 r.m.)	
20102 Symmetrical	18	4	1	RUNNING METRE (25 r.m.)	
20145 Symmetrical	18	8	1	RUNNING METRE (25 r.m.)	

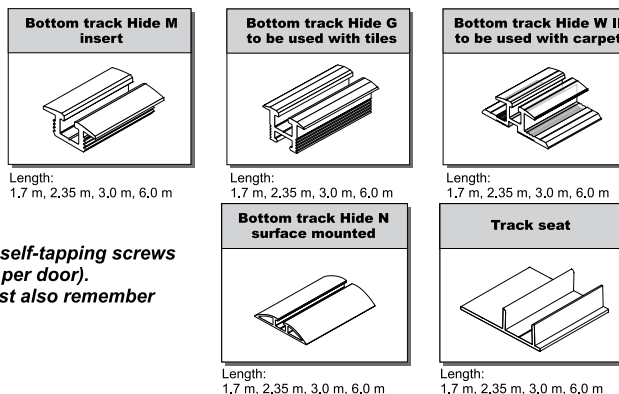


## COMPONENTS

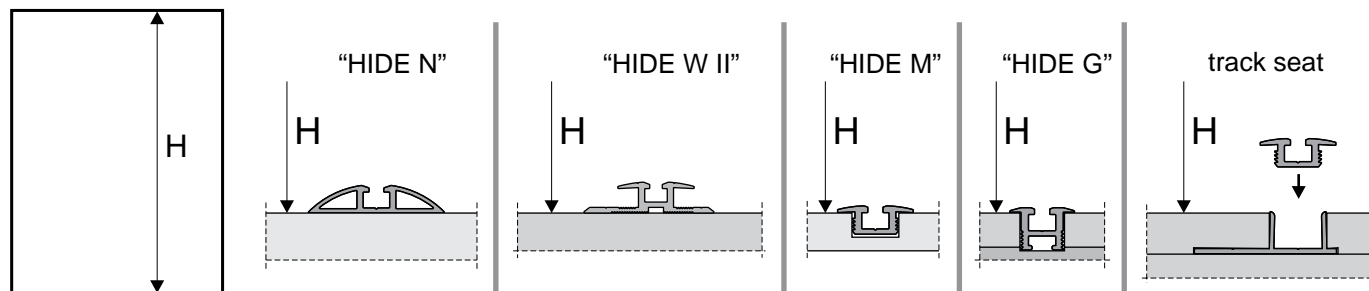


*You must remember to purchase self-tapping screws to construct each door (4 screws per door).  
When using safety glass, you must also remember to purchase gaskets.*

## DEPENDENT ON FLOOR TYPE, YOU MAY CHOOSE FROM DIFFERENT BOTTOM TRACKS



## Dimensions of opening

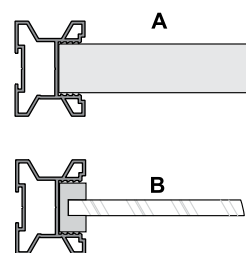


handle length = door height

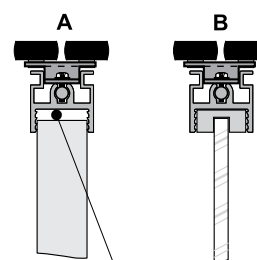
Track <b>"HIDE N"</b> door height	- h	$h = H - 38 \text{ mm}$
door wing height with soft-close fitted <i>Track "HIDE N"</i>	Mini SV40	$h = H - 42 \text{ mm}$
	Top SV60	$h = H - 45 \text{ mm}$
	SV-25	$h = H - 38 \text{ mm}$
	SV-50	$h = H - 38 \text{ mm}$
Track <b>"HIDE W"</b> door height	- h	$h = H - 40 \text{ mm}$
door wing height with soft-close fitted <i>Track "HIDE W"</i>	Mini SV40	$h = H - 44 \text{ mm}$
	Top SV60	$h = H - 47 \text{ mm}$
	SV-25	$h = H - 40 \text{ mm}$
	SV-50	$h = H - 40 \text{ mm}$
Track <b>"HIDE M", "HIDE G", track seat</b> door height	- h	$h = H - 33 \text{ mm}$
door wing height with soft-close fitted <i>"HIDE M, HIDE G"</i>	Mini SV40	$h = H - 37 \text{ mm}$
	Top SV60	$h = H - 40 \text{ mm}$
	SV-25	$h = H - 33 \text{ mm}$
	SV-50	$h = H - 33 \text{ mm}$
board height	- hb	$hb = h - 68 \text{ mm}$
assumed door width		w
board width	- wb	$wb = w - 31 \text{ mm}$
lower horizontal profile length	- L	$L = U = w - 47.4 \text{ mm}$
upper horizontal profile length	- U	

Installation method for fitting 18 mm board (diag. A)  
and 4 mm mirror or glass (diag. B)

- with handle

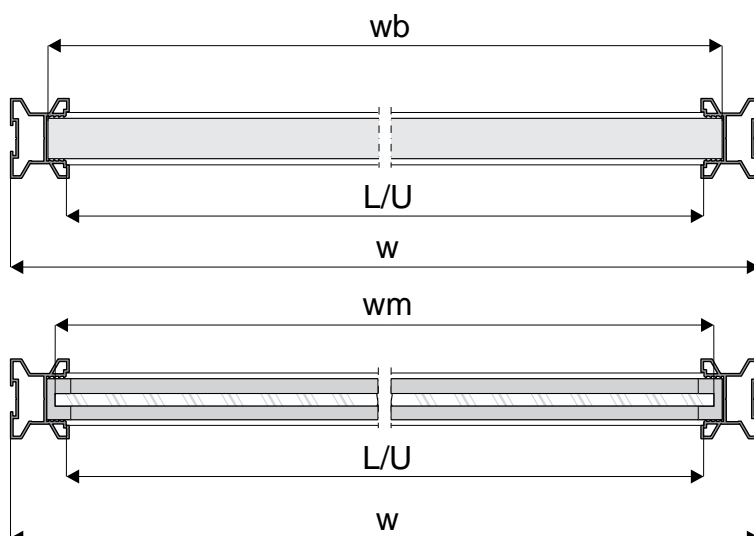
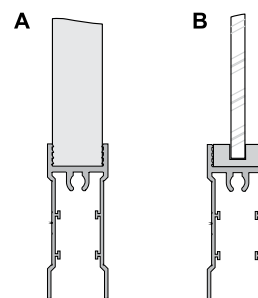


- with upper profile



construction clearance included in the  
calculation of the height of board

- with lower profile



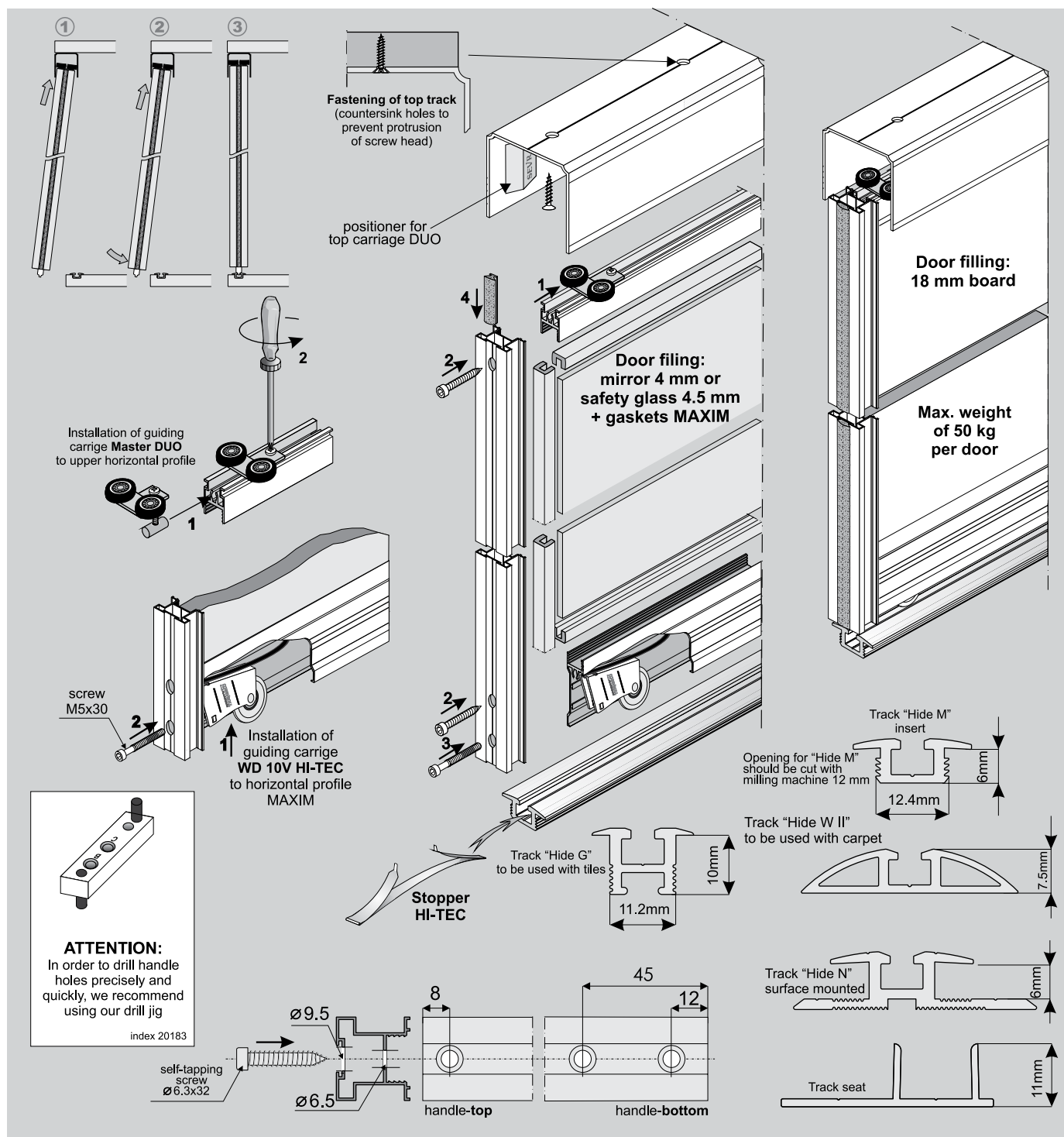
door filling - 4 mm mirror or # 4.5 mm safety glass

mirror height	- hm	$hm = hb$
mirror width	- wm	$wm = wb - 4 \text{ mm}$

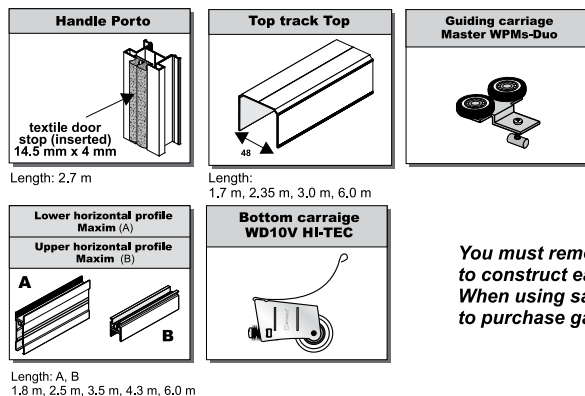
## ATTENTION!

**Mirror (4 mm) should be used with a safety backing film. Safety glass (4.5 mm) comprises of two thin layers with a film in-between. Both mirror and glass need fitting gasket.**

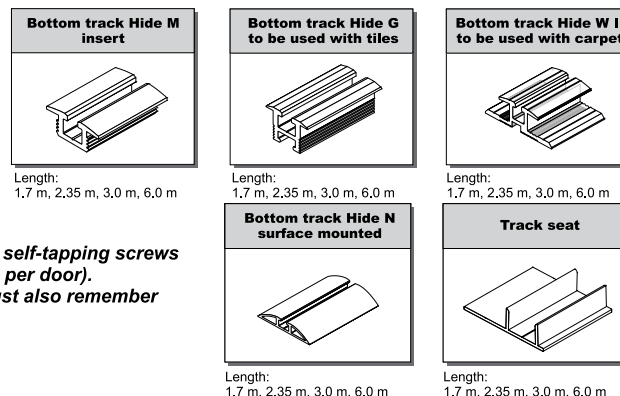




## COMPONENTS

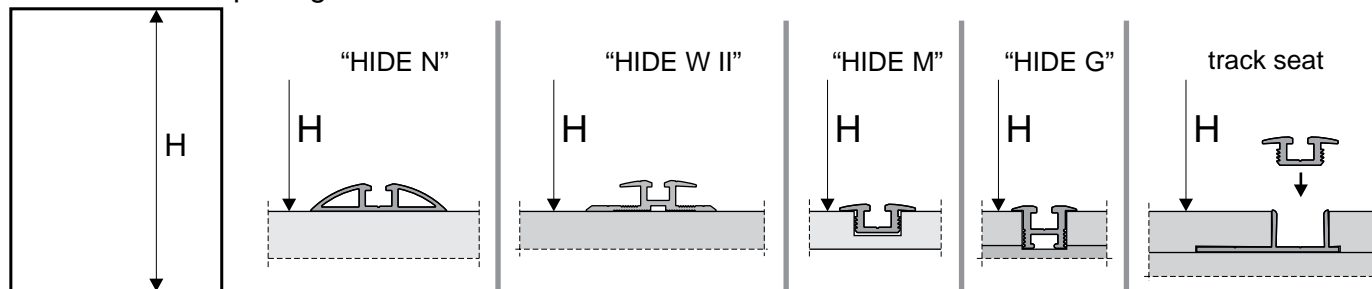


## DEPENDENT ON FLOOR TYPE, YOU MAY CHOOSE FROM DIFFERENT BOTTOM TRACKS



*You must remember to purchase self-tapping screws  
to construct each door (4 screws per door).  
When using safety glass, you must also remember  
to purchase gaskets.*

## Dimensions of opening

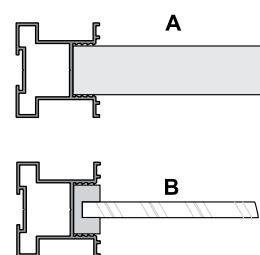


handle length = door height

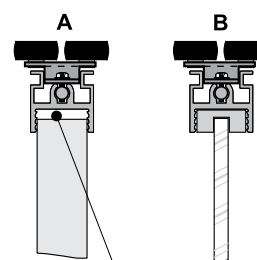
Track <b>"HIDE N"</b> door height	- h	$h = H - 38 \text{ mm}$
door wing height with soft-close fitted <i>Track "HIDE N"</i>	Mini SV40	$h = H - 42 \text{ mm}$
	Top SV60	$h = H - 45 \text{ mm}$
	SV-25	$h = H - 38 \text{ mm}$
	SV-50	$h = H - 38 \text{ mm}$
Track <b>"HIDE W"</b> door height	- h	$h = H - 40 \text{ mm}$
door wing height with soft-close fitted <i>Track "HIDE W"</i>	Mini SV40	$h = H - 44 \text{ mm}$
	Top SV60	$h = H - 47 \text{ mm}$
	SV-25	$h = H - 40 \text{ mm}$
	SV-50	$h = H - 40 \text{ mm}$
Track <b>"HIDE M", "HIDE G", track seat</b> door height	- h	$h = H - 33 \text{ mm}$
door wing height with soft-close fitted <i>"HIDE M, HIDE G"</i>	Mini SV40	$h = H - 37 \text{ mm}$
	Top SV60	$h = H - 40 \text{ mm}$
	SV-25	$h = H - 33 \text{ mm}$
	SV-50	$h = H - 33 \text{ mm}$
board height	- hb	$hb = h - 68 \text{ mm}$
assumed door width		w
board width	- wb	$wb = w - 41 \text{ mm}$
lower horizontal profile length	- L	$L = U = w - 57.4 \text{ mm}$
upper horizontal profile length	- U	

Installation method for fitting 18 mm board (diag. A)  
and 4 mm mirror or glass (diag. B)

- with handle

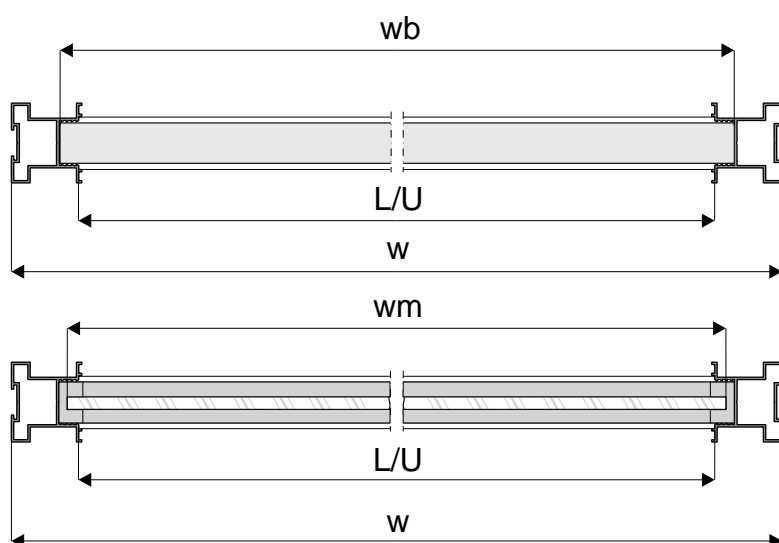
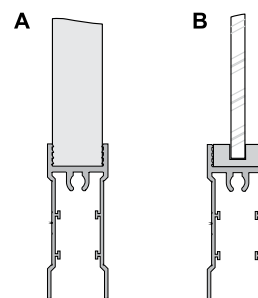


- with upper profile



construction clearance included in the  
calculation of the height of board

- with lower profile



door filling - 4 mm mirror or # 4.5 mm safety glass

mirror height	- hm	$hm = hb$
mirror width	- wm	$wm = wb - 4 \text{ mm}$

## ATTENTION!

**Mirror (4 mm) should be used with a safety backing film. Safety glass (4.5 mm) comprises of two thin layers with a film in-between. Both mirror and glass need fitting gasket.**

## SYSTEM

# EXCLUSIVE 10

Single track sliding doors with top hung carriage system



8 kg	14 kg	16 kg	25 kg	30 kg
40 kg	45 kg	50 kg	60 kg	70 kg
100 kg	120 kg			
10mm BOARD	16mm BOARD	18mm BOARD	16-40mm BOARD	16-50mm BOARD
BOARD-MIRROR	4mm MIRROR	4.5mm GLASS	6mm GLASS	8-12mm GLASS
PARTS	ONE PACK	ABC	BASIC BUY	

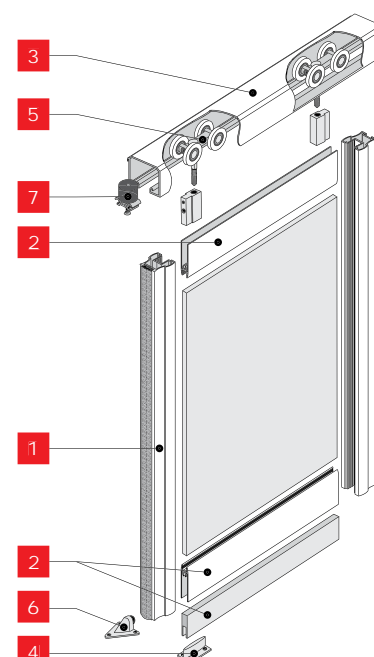


### CHARACTERISTICS

► Application	Sliding doors
► Track	Single
▼ Carriage system	Top
► Top guide	Ball bearing carriage
► Bottom guide	Plastic guide
► Construction	Frame
► Filling thickness	10 mm
► Filling type	10 mm MFC or 4.5 mm safety glass or 4 mm mirror
► Max. door load	30 kg or 50 kg depending on installation method
► Max. handle length	2.70 m
► Max. track length	3.60 m
► Textile door stops	Yes
► Anti-dust brushes	No
► Sales programme	Components are available individually
► Decorative profile programme	DECOR

### USAGE

► Pathway doors, built-in furniture.



Handle **GEMINI Decor****DECOR**

1a



CODE	COLOUR	LENGTH (mm)	COLLECTIVE PACKAGING	PRICED PER	NET PRICE
02284	SILVER	2700	10	ITEM	
02283	LIGHT BROWN	2700	10	ITEM	
02285	GOLD	2700	10	ITEM	

Handle **JULIA II**

1b



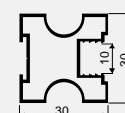
CODE	COLOUR	LENGTH (mm)	COLLECTIVE PACKAGING	PRICED PER	NET PRICE
02713	SILVER	2700	20	ITEM	
02711	LIGHT BROWN	2700	20	ITEM	
02714	GOLD	2700	20	ITEM	

Handle **KARAT**

1c



CODE	COLOUR	LENGTH (mm)	COLLECTIVE PACKAGING	PRICED PER	NET PRICE
03173	SILVER	2700	20	ITEM	
03172	LIGHT BROWN	2700	20	ITEM	

Handle **ROMEO II**

1d



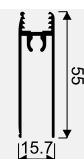
CODE	COLOUR	LENGTH (mm)	COLLECTIVE PACKAGING	PRICED PER	NET PRICE
02692	SILVER	2700	20	ITEM	
02690	LIGHT BROWN	2700	20	ITEM	
02693	GOLD	2700	20	ITEM	

Lower horizontal profile **Decor****DECOR**

2



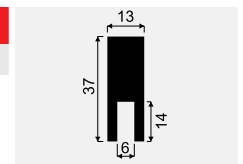
CODE	COLOUR	LENGTH (mm)	COLLECTIVE PACKAGING	PRICED PER	NET PRICE
00161	SILVER	1700	12	ITEM	
00152	LIGHT BROWN	1700	12	ITEM	
00164	GOLD	1700	12	ITEM	
02490	LIGHT BROWN with brushed effect	1700	12	ITEM	
03091	BLACK with brushed effect	1750	12	ITEM	
03094	COGNAC with brushed effect	1750	12	ITEM	
00162	SILVER	2350	12	ITEM	
00153	LIGHT BROWN	2350	12	ITEM	
00165	GOLD	2350	12	ITEM	
02491	LIGHT BROWN with brushed effect	2350	12	ITEM	
03092	BLACK with brushed effect	2350	12	ITEM	
03095	COGNAC with brushed effect	2350	12	ITEM	
00163	SILVER	3000	12	ITEM	
00155	LIGHT BROWN	3000	12	ITEM	
00166	GOLD	3000	12	ITEM	
02492	LIGHT BROWN with brushed effect	3000	12	ITEM	
03093	BLACK with brushed effect	3000	12	ITEM	
03096	COGNAC with brushed effect	3000	12	ITEM	
02764	SILVER	6000	12	ITEM	
02763	LIGHT BROWN	6000	12	ITEM	
02827	GOLD	6000	12	ITEM	



Profile **MDF** (insert)



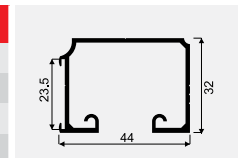
CODE	COLOUR	LENGTH (mm)	COLLECTIVE PACKAGING	PRICED PER	NET PRICE
20221	-	2800	12	ITEM	



Top track  
**EXCLUSIVE - Ornamic**



CODE	COLOUR	LENGTH (mm)	COLLECTIVE PACKAGING	PRICED PER	NET PRICE
01971	SILVER	1200	12	ITEM	
01969	LIGHT BROWN	1200	12	ITEM	
01973	GOLD	1200	12	ITEM	
01972	SILVER	1800	12	ITEM	
01970	LIGHT BROWN	1800	12	ITEM	
01974	GOLD	1800	12	ITEM	
01714	SILVER	3000	12	ITEM	
01713	LIGHT BROWN	3000	12	ITEM	
01715	GOLD	3000	12	ITEM	
02126	SILVER	3600	12	ITEM	
02127	LIGHT BROWN	3600	12	ITEM	
02125	GOLD	3600	12	ITEM	



Plastic guide **102 N**



CODE	COLLECTIVE PACKAGING	PRICED PER	NET PRICE
222151	500	ITEM	

**SET** for pathway doors  
**ZPE 10 (Exclusive)**



**i** Set includes 2 carriages for pathway doors, 2 plastic guides 102 N, screws and allen key 2

CODE	COLLECTIVE PACKAGING	PRICED PER	NET PRICE
10073	24	SET	



Spherical stopper



CODE	COLLECTIVE PACKAGING	PRICED PER	NET PRICE
20019	100	ITEM	

Bump stopper, top  
**URSUS-EXCLUSIVE OGUÉ**

**i** Set includes 2 bump stoppers



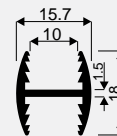
CODE	COLLECTIVE PACKAGING	PRICED PER	NET PRICE
20111	24	SET	



H10 profile



CODE	COLOUR	LENGTH (mm)	COLLECTIVE PACKAGING	PRICED PER	NET PRICE
00207	SILVER	3000	30	ITEM	
00204	LIGHT BROWN	3000	30	ITEM	
00208	GOLD	3000	30	ITEM	
02493	LIGHT BROWN with brushed effect	3000	30	ITEM	
03103	BLACK with brushed effect	3000	30	ITEM	
03104	COGNAC with brushed effect	3000	30	ITEM	



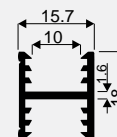
H10 profile - Decor



DECOR



CODE	COLOUR	LENGTH (mm)	COLLECTIVE PACKAGING	PRICED PER	NET PRICE
01617	SILVER	3000	30	ITEM	
01616	LIGHT BROWN	3000	30	ITEM	
01618	GOLD	3000	30	ITEM	



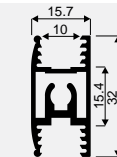
H30 profile - Decor



DECOR

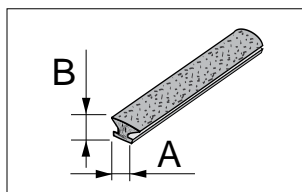


CODE	COLOUR	LENGTH (mm)	COLLECTIVE PACKAGING	PRICED PER	NET PRICE
00222	SILVER	3000	20	ITEM	
00219	LIGHT BROWN	3000	20	ITEM	
00223	GOLD	3000	20	ITEM	



TEXTILE DOOR STOP

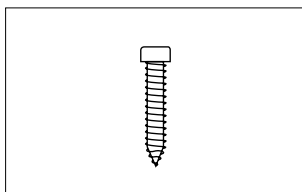
**i** All brushes on page 372



20094	TEXTILE DOOR STOP	14.5	4	INSERTED	200	RUNNING METRE	
20224	TEXTILE DOOR STOP	14.5	4	INSERTED	10	COLLECTIVE PACKAGE (50 r.m.)	

20094		20094		20094		20094	
	Handle <b>GEMINI</b>		Handle <b>JULIA II</b>		Handle <b>KARAT</b>		Handle <b>ROMEO II</b>

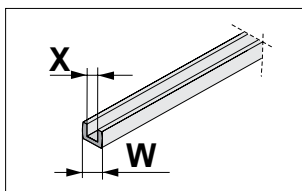
SELF-TAPPING SCREW



CODE	NAME	DIMENSIONS (mm)	COLLECTIVE PACKAGING	PRICED PER	NET PRICE
20001	SELF-TAPPING SCREW	6.3 x 32	2000	ITEM	

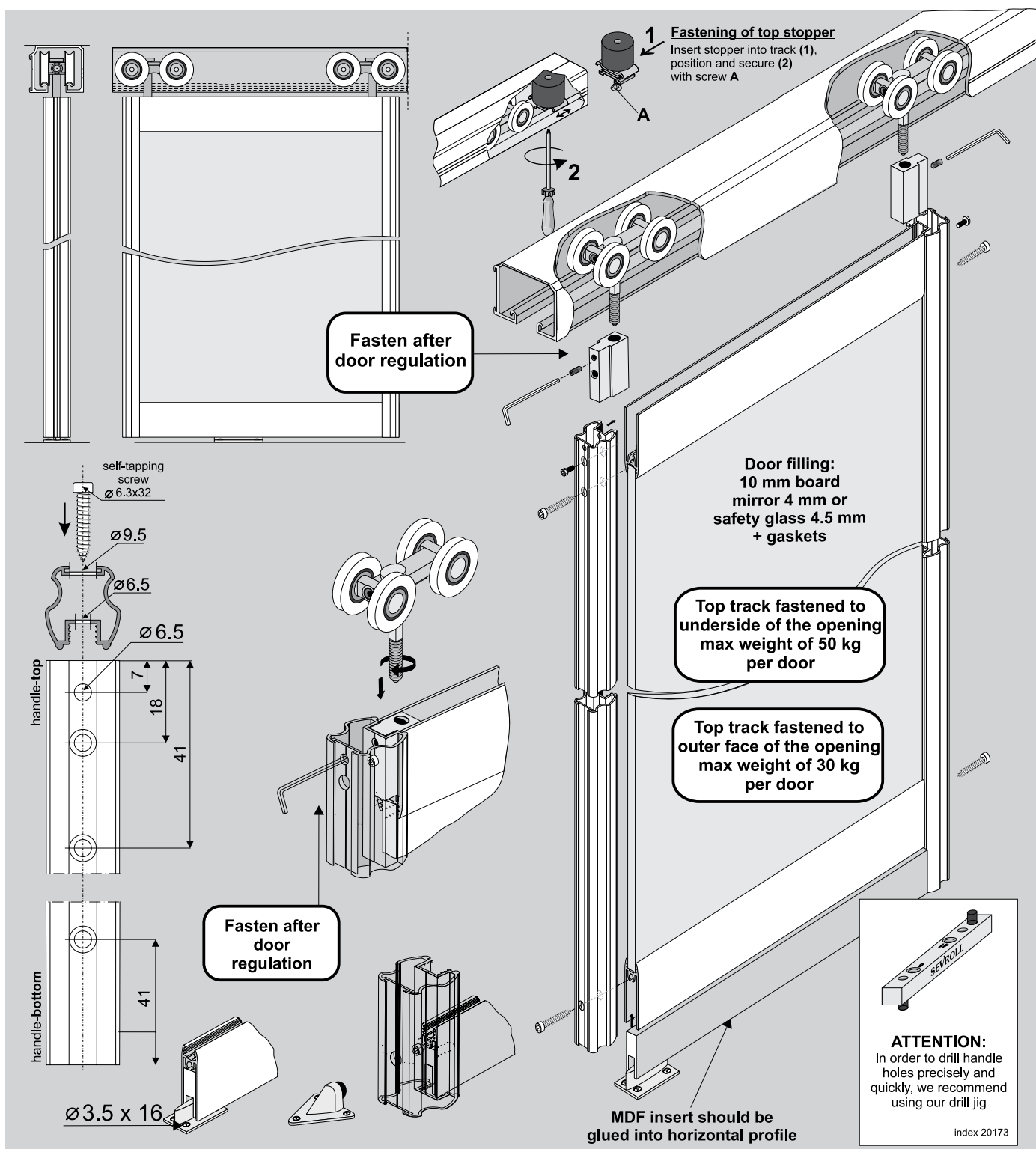
GASKET

**i** All gaskets on page 372

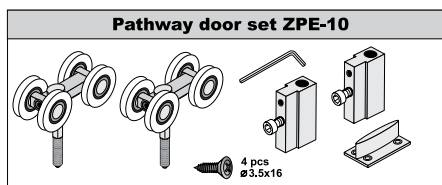

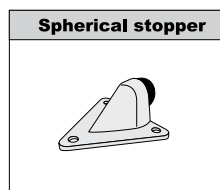
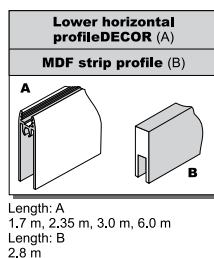
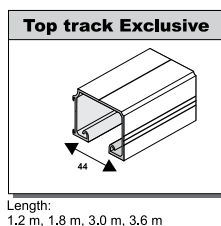
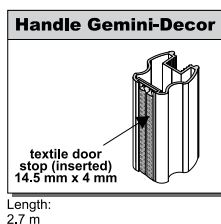


CODE	X (mm)	W (mm)	COLLECTIVE PACKAGING	PRICED PER	NET PRICE
20031	4	10	100	RUNNING METRE	
20032	4.5	10	100	RUNNING METRE	
20033	6	10	100	RUNNING METRE	
20098	6.4	10	100	RUNNING METRE	
20052	8	10	100	RUNNING METRE	



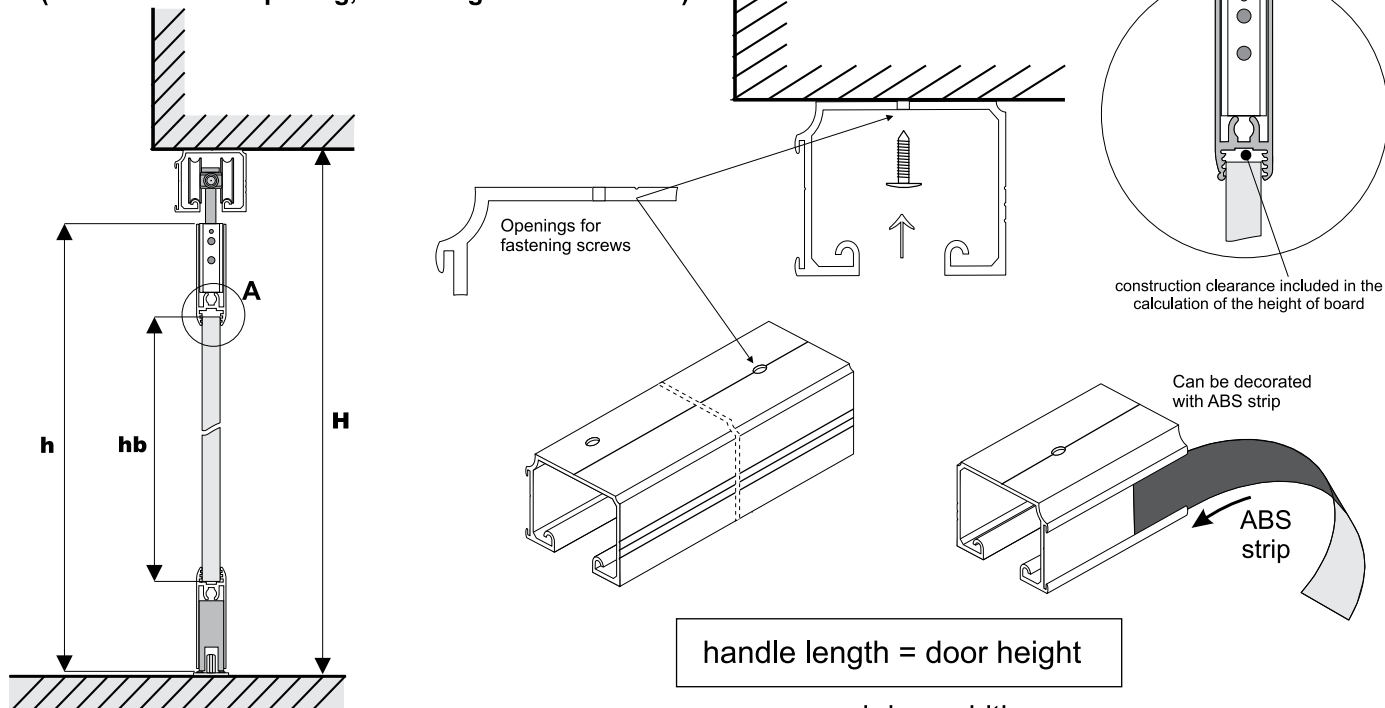


## COMPONENTS

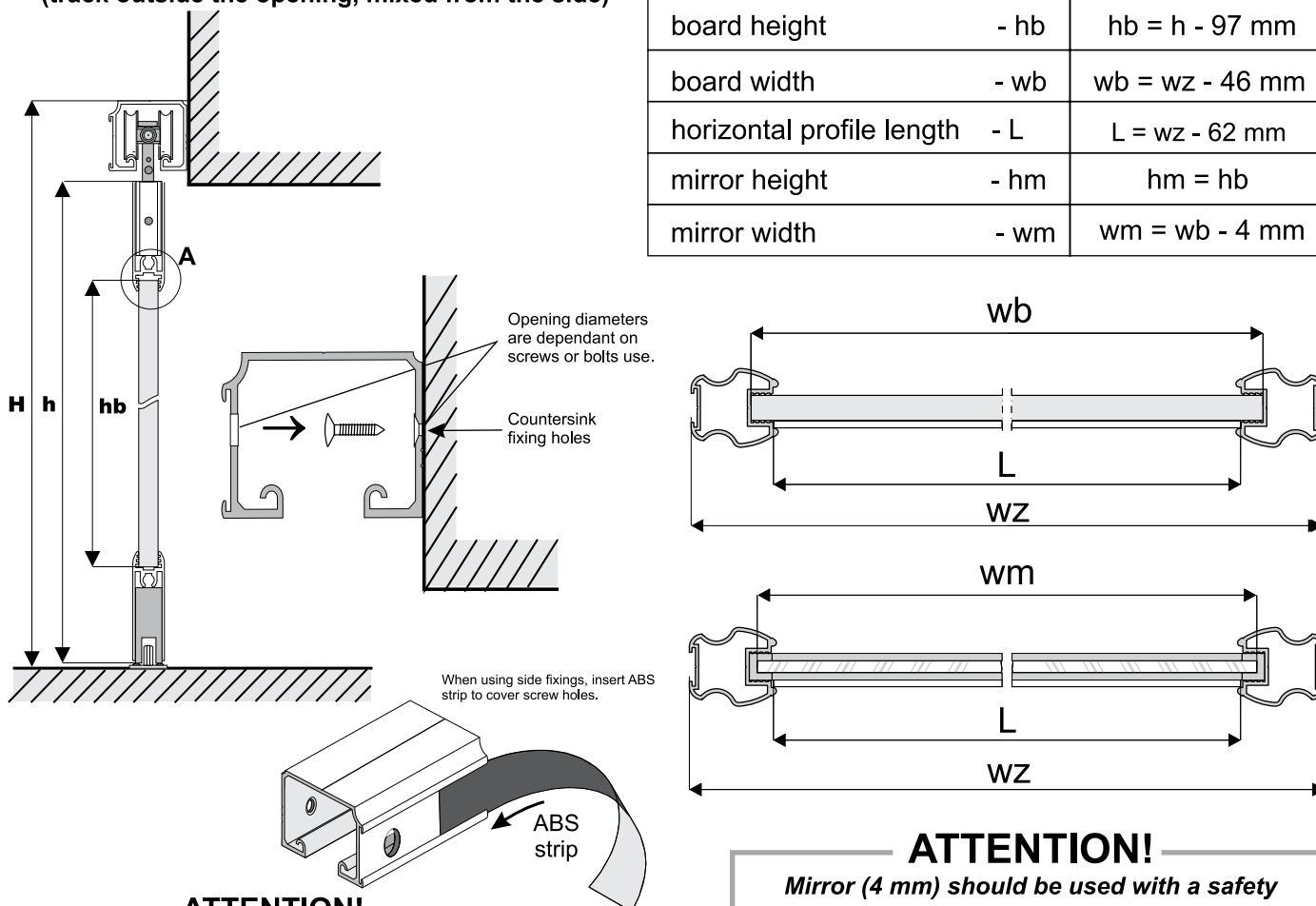


You must remember to purchase self-tapping screws to construct each door (4 screws per door). When using safety glass or mirror, you must also remember to purchase gaskets.

## 1. Dimensions of opening (track within the opening, mounting from underside)



## 2. Dimensions of opening (track outside the opening, mixed from the side)

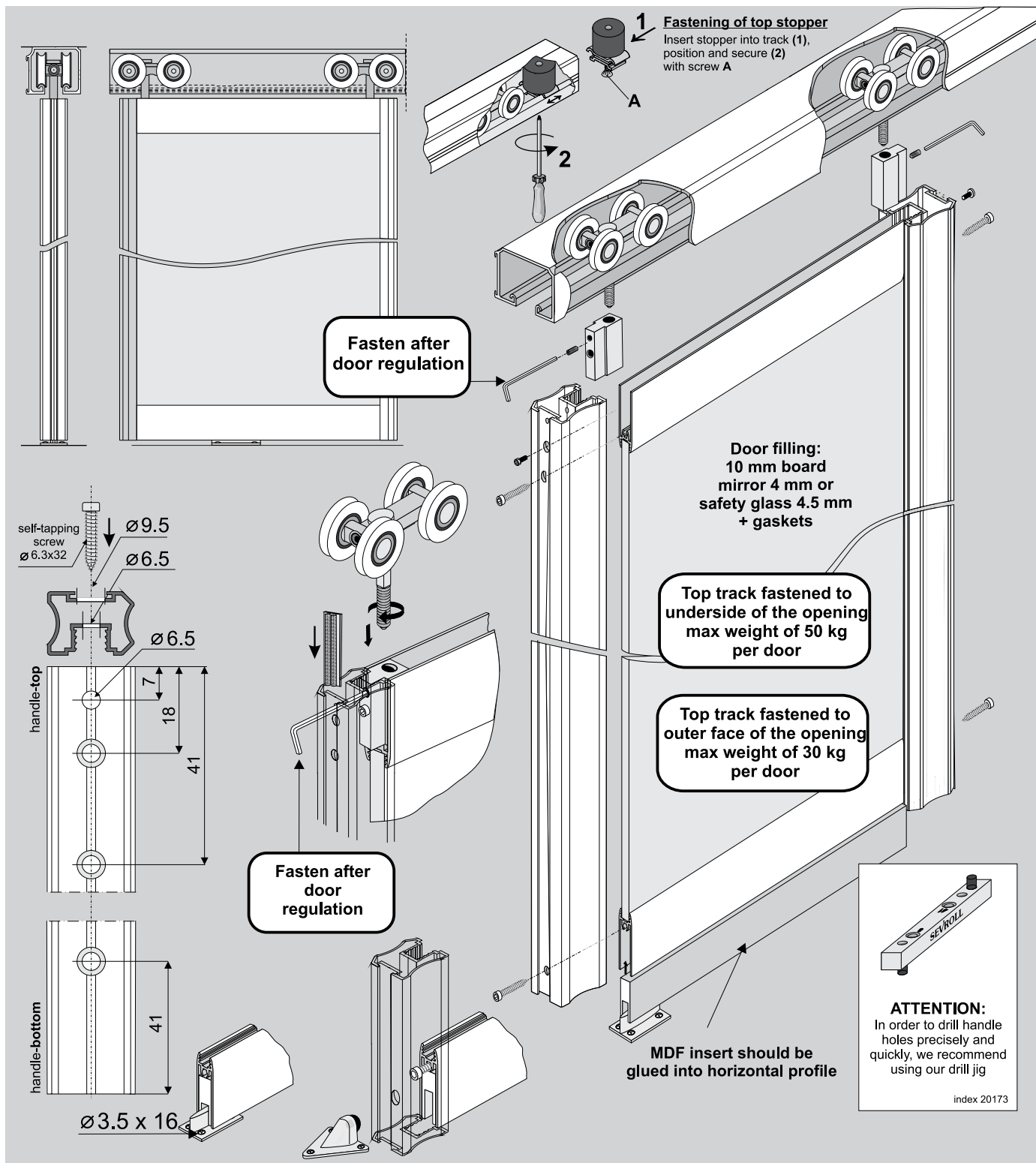


### ATTENTION!

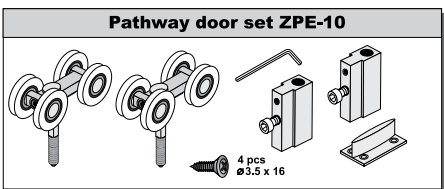


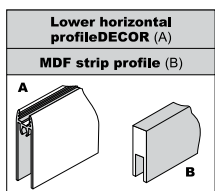
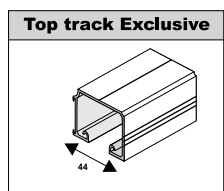
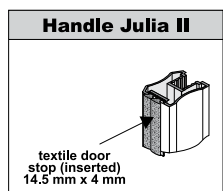
In cases that it will not be possible to insert carriages after the installation of the top track, carriages should be inserted prior to track installation.

### ATTENTION!

Mirror (4 mm) should be used with a safety backing film. Safety glass (4.5 mm) comprises of two thin layers with a film in-between. Both mirror and glass need fitting gasket.

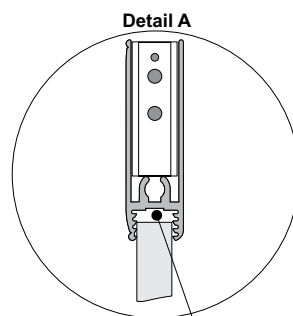
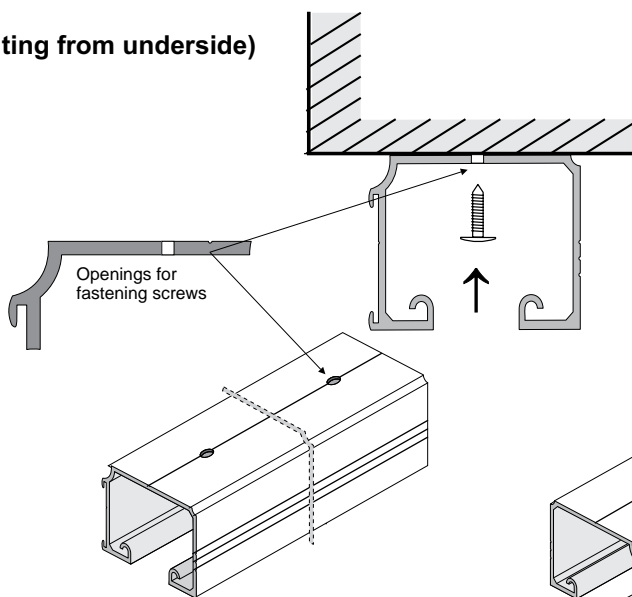
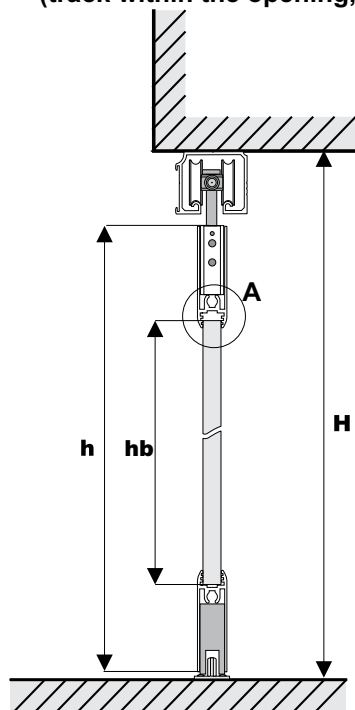


## COMPONENTS



You must remember to purchase self-tapping screws to construct each door (4 screws per door). When using safety glass or mirror, you must also remember to purchase gaskets.

**1. Dimensions of opening  
(track within the opening, mounting from underside)**



construction clearance included in the calculation of the height of board

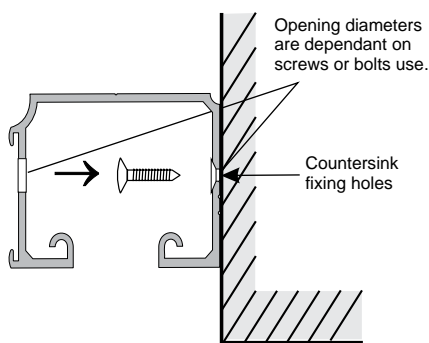
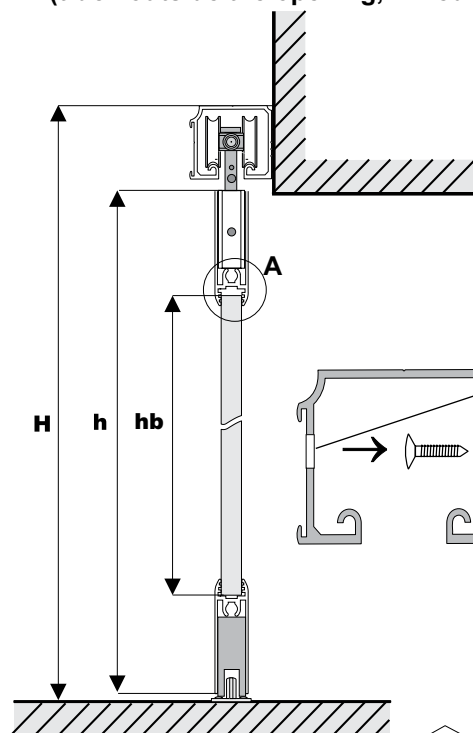
Can be decorated with ABS strip

ABS strip

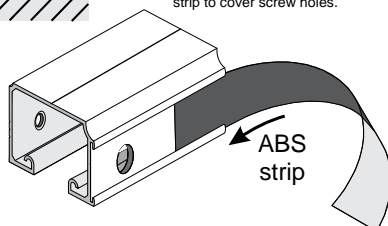
handle length = door height

**wz** - assumed door width

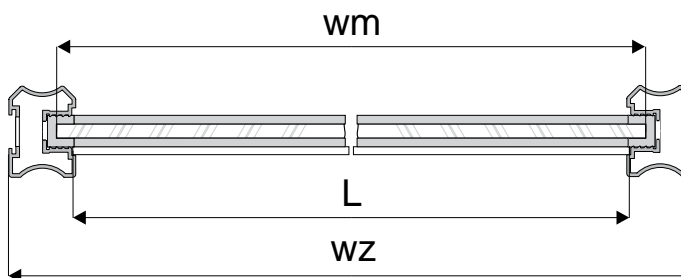
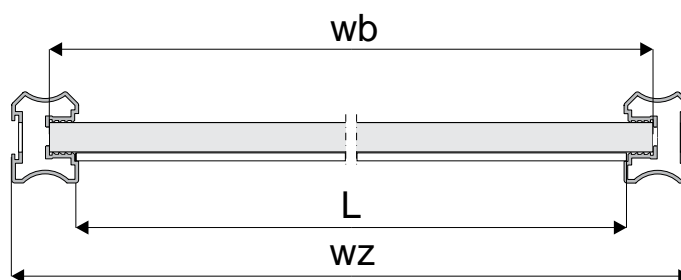
**2. Dimensions of opening  
(track outside the opening, mixed from the side)**



When using side fixings, insert ABS strip to cover screw holes.



door height	- h	$h = H - 46 \text{ mm}$
board height	- hb	$hb = h - 97 \text{ mm}$
board width	- wb	$wb = wz - 25 \text{ mm}$
horizontal profile length	- L	$L = wz - 42 \text{ mm}$
mirror height	- hm	$hm = hb$
mirror width	- wm	$wm = wb - 4 \text{ mm}$

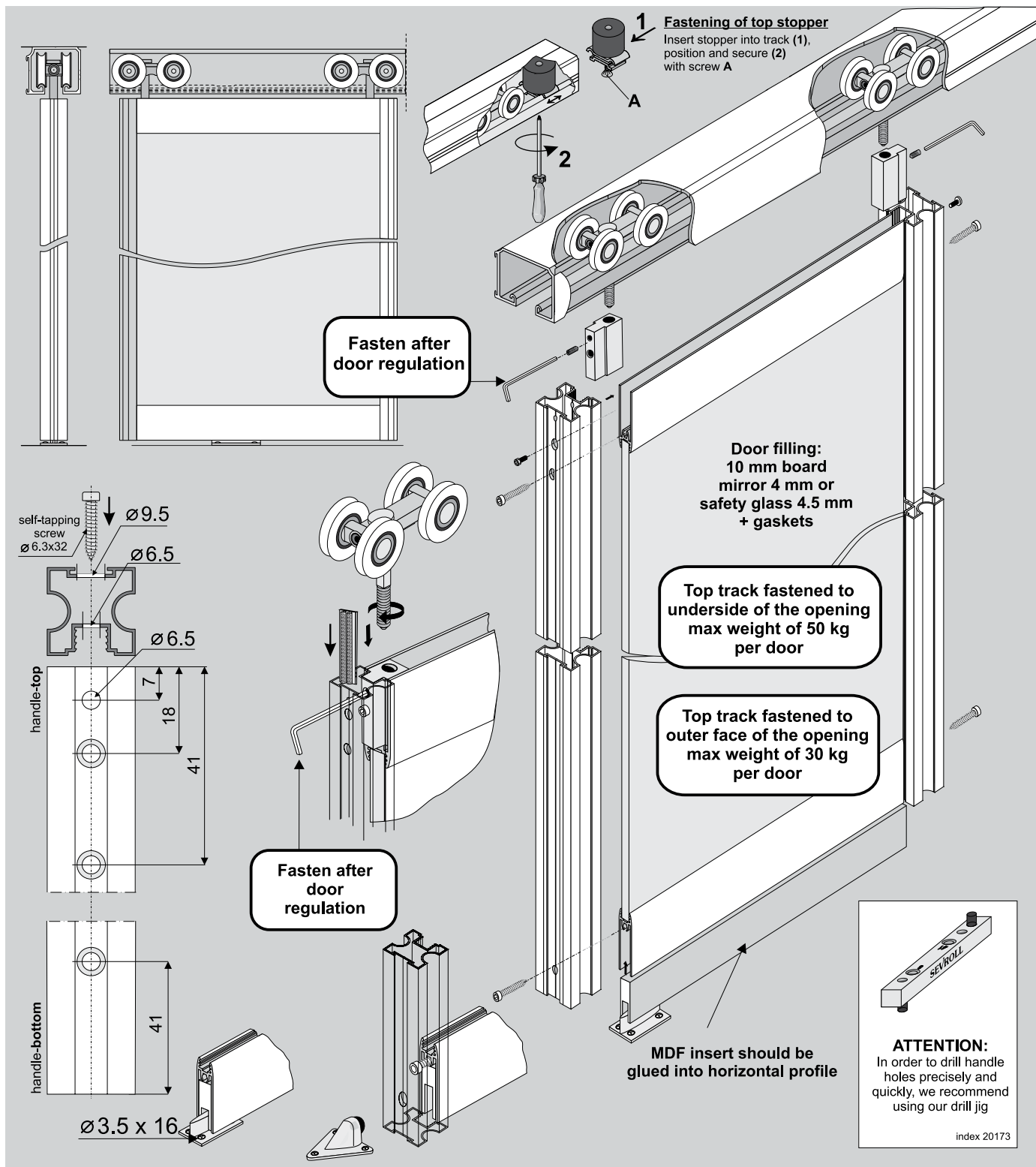


**ATTENTION!**

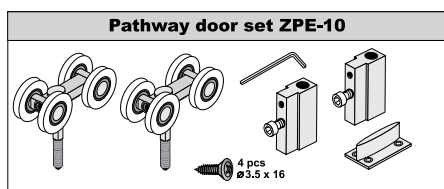

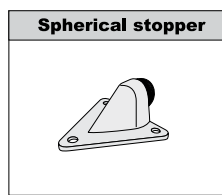
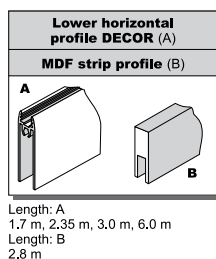
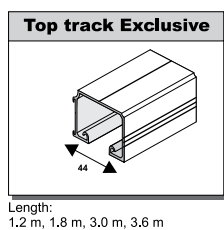
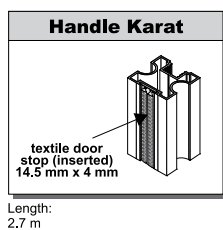
*Mirror (4 mm) should be used with a safety backing film. Safety glass (4.5 mm) comprises of two thin layers with a film in-between. Both mirror and glass need fitting gasket.*

**ATTENTION!**

*In cases that it will not be possible to insert carriages after the installation of the top track, carriages should be inserted prior to track installation.*

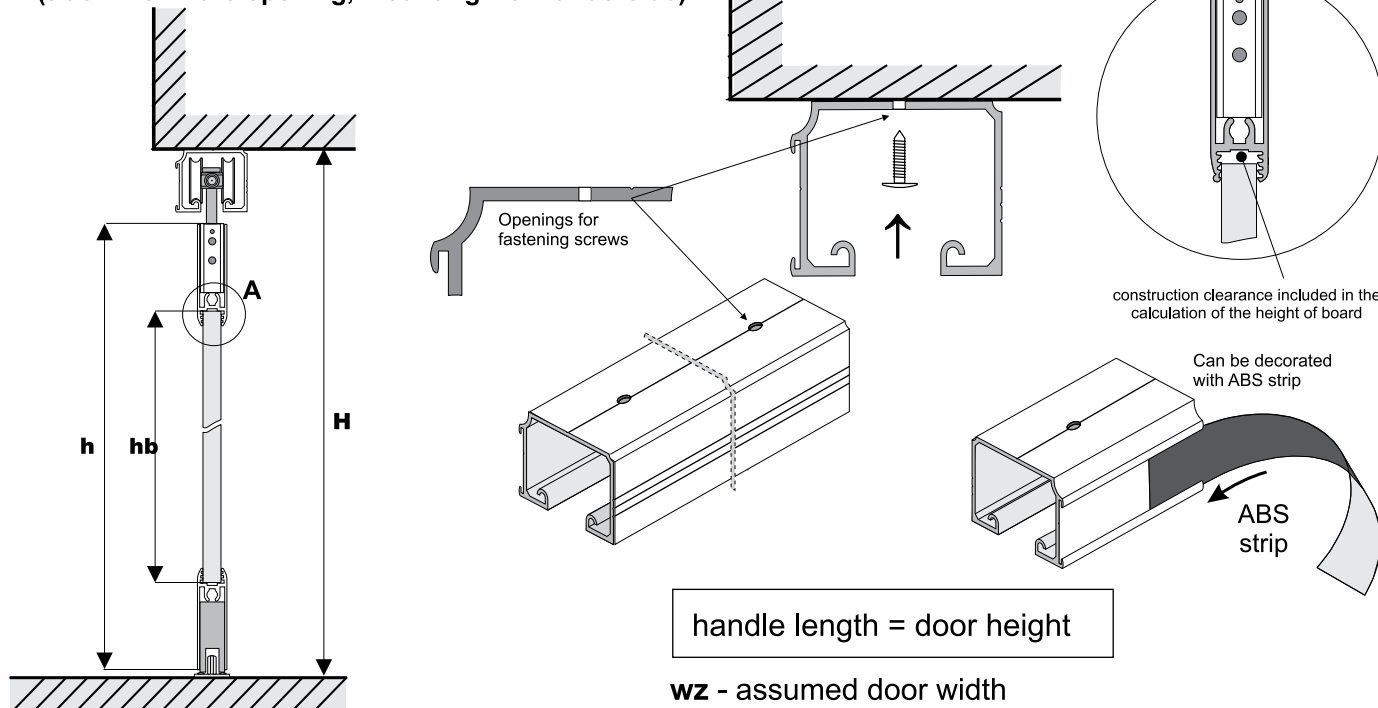


## COMPONENTS

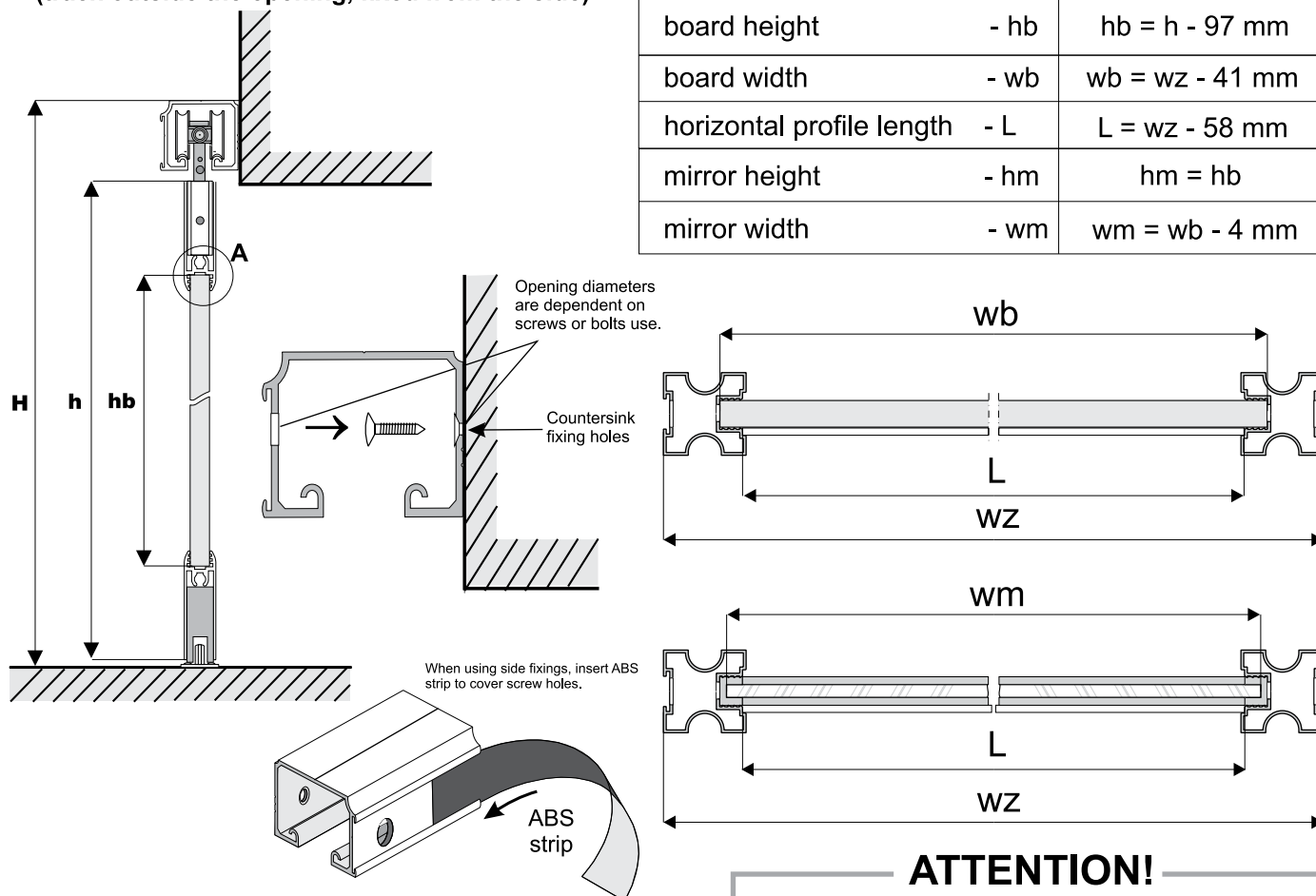


You must remember to purchase self-tapping screws to construct each door (4 screws per door). When using safety glass or mirror, you must also remember to purchase gaskets.

**1. Dimensions of opening**  
(track within the opening, mounting from underside)



**2. Dimensions of opening**  
(track outside the opening, fixed from the side)



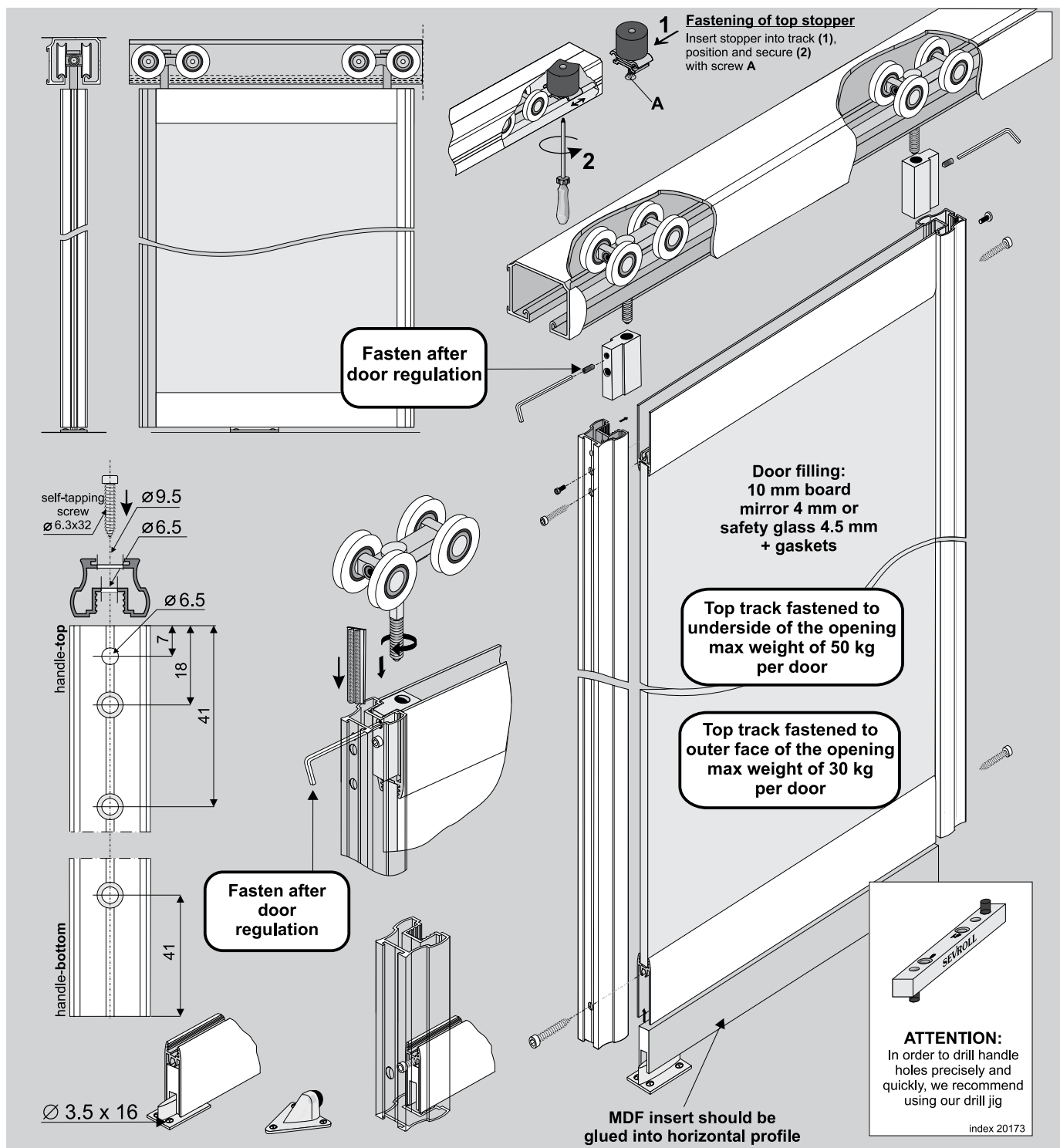
**ATTENTION!**

In cases that it will not be possible to insert carriages after the installation of the top track, carriages should be inserted prior to track installation.

**ATTENTION!**

Mirror (4 mm) should be used with a safety backing film. Safety glass (4.5 mm) comprises of two thin layers with a film in-between. Both mirror and glass need fitting gasket.





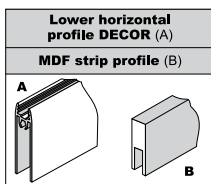
## COMPONENTS



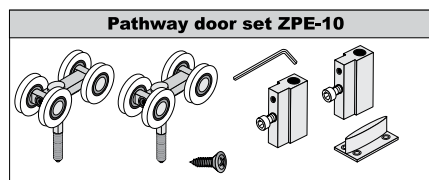


Length:  
2.7 m



Length:  
1.2 m, 1.8 m, 3.0 m, 3.6 m

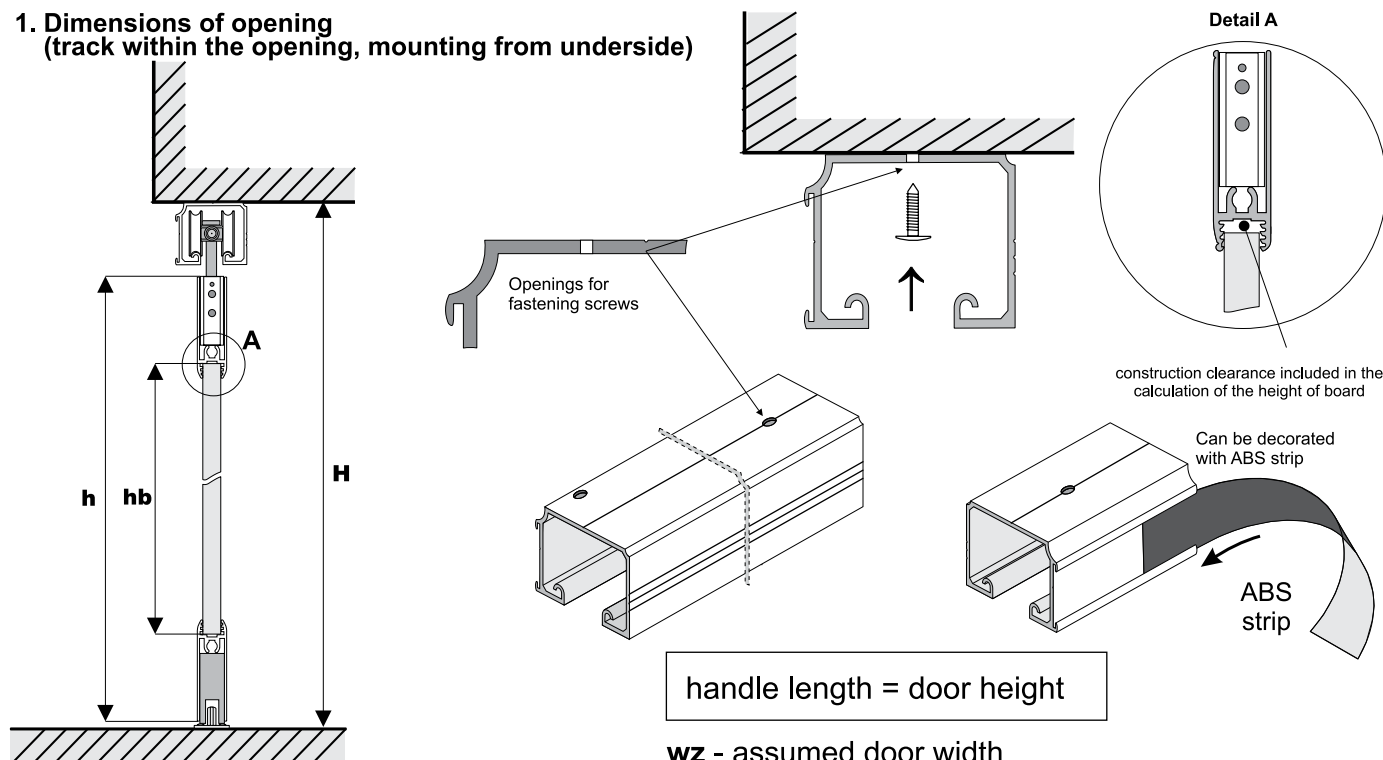


Length: A  
1.7 m, 2.35 m, 3.0 m, 6.0 m  
Length: B  
2.8 m

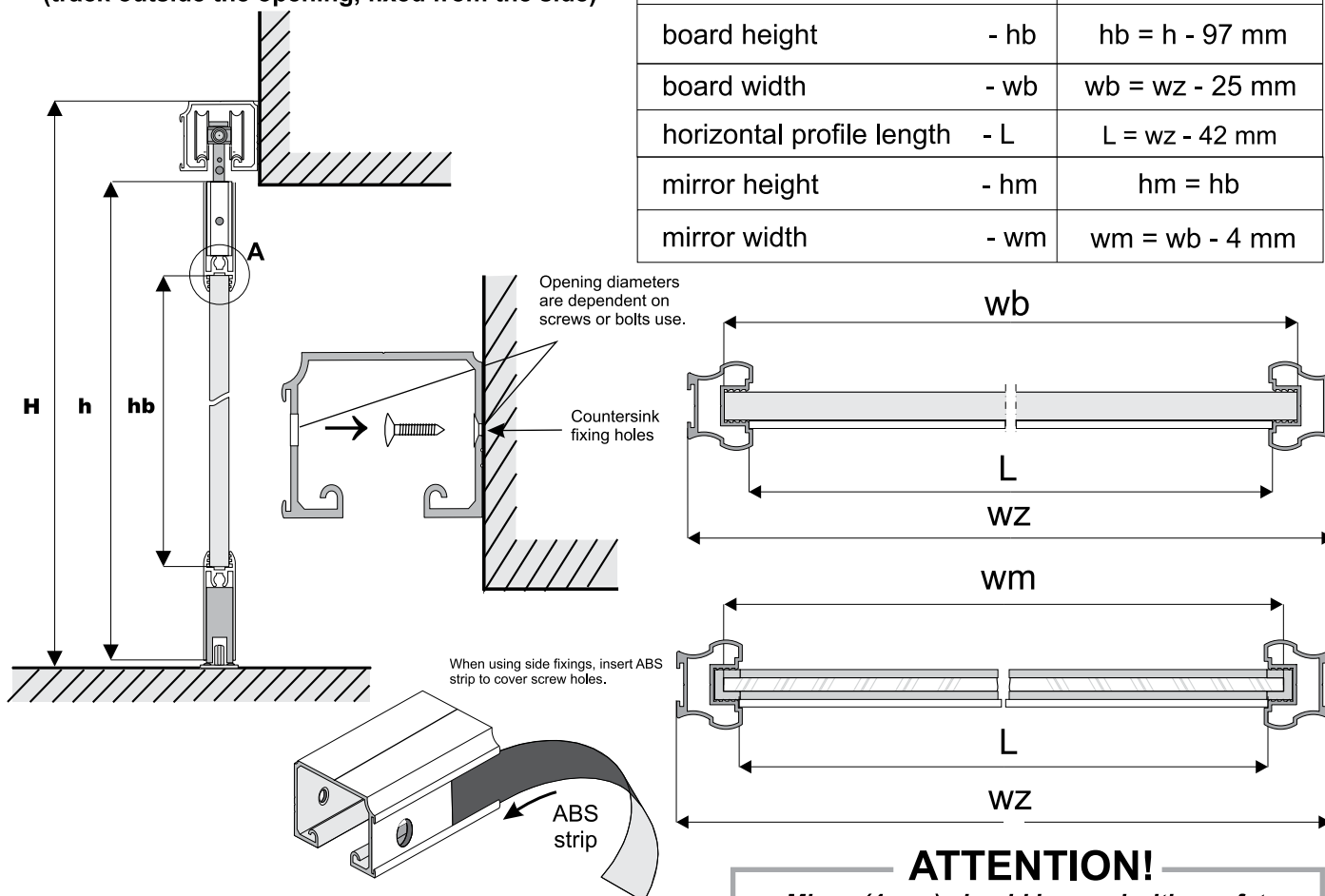


You must remember to purchase self-tapping screws to construct each door (4 screws per door). When using safety glass or mirror, you must also remember to purchase gaskets.

**1. Dimensions of opening**  
(track within the opening, mounting from underside)



**2. Dimensions of opening**  
(track outside the opening, fixed from the side)



**ATTENTION!**

In cases that it will not be possible to insert carriages after the installation of the top track, carriages should be inserted prior to track installation.


**ATTENTION!**

Mirror (4 mm) should be used with a safety backing film. Safety glass (4.5 mm) comprises of two thin layers with a film in-between. Both mirror and glass need fitting gasket.

## SYSTEM

# EXCLUSIVE I8 Board

Single track sliding doors with top carriage system

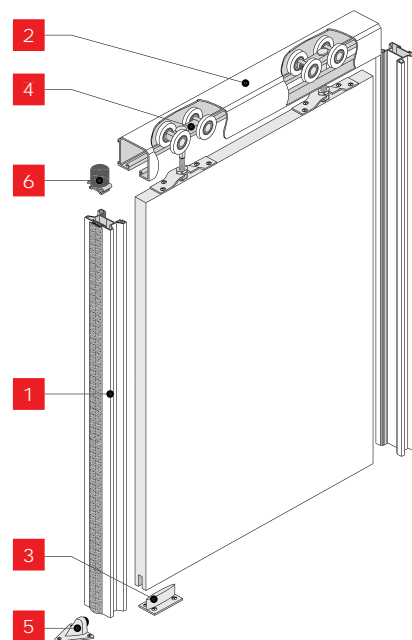


### CHARACTERISTICS

► Application	Sliding doors
► Track	Single
▼ Carriage system	Top
► Top guide	Ball bearing carriage
► Bottom guide	Ball bearing carriage (load bearing)
► Construction	Board
► Filling thickness	18-40 mm
► Filling type	Board 18-40 mm
► Max. door load	30 kg / 50 kg
► Max. handle length	2.70 m
► Max. track length	3.60 m
► Textile door stops	Yes
► Anti-dust brushes	n/a
► Sales programme	Components are available individually
► Decorative profile programme	DECOR

### USAGE

- Pathway doors, built-in furniture





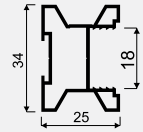
## Basic system components

Handle **PROSPER II - Decor****DECOR**

1a



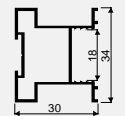
CODE	COLOUR	LENGTH (mm)	COLLECTIVE PACKAGING	PRICED PER	NET PRICE
03145	SILVER	2700	8	ITEM	
03144	LIGHT BROWN	2700	8	ITEM	

Handle **PORTO**

1b



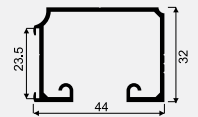
CODE	COLOUR	LENGTH (mm)	COLLECTIVE PACKAGING	PRICED PER	NET PRICE
03167	SILVER	2700	8	ITEM	
03166	LIGHT BROWN	2700	8	ITEM	

Top track  
**EXCLUSIVE - Ornamic****Ornamic**

2



CODE	COLOUR	LENGTH (mm)	COLLECTIVE PACKAGING	PRICED PER	NET PRICE
01971	SILVER	1200	12	ITEM	
01969	LIGHT BROWN	1200	12	ITEM	
01973	GOLD	1200	12	ITEM	
01972	SILVER	1800	12	ITEM	
01970	LIGHT BROWN	1800	12	ITEM	
01974	GOLD	1800	12	ITEM	
01714	SILVER	3000	12	ITEM	
01713	LIGHT BROWN	3000	12	ITEM	
01715	GOLD	3000	12	ITEM	
02126	SILVER	3600	12	ITEM	
02127	LIGHT BROWN	3600	12	ITEM	
02125	GOLD	3600	12	ITEM	

Plastic guide **102 N**

3



CODE	COLLECTIVE PACKAGING	PRICED PER	NET PRICE
222151	500	ITEM	

**SET** for pathway doors ZPE I8  
**ZPE I8 (Exclusive)**Set includes 2 top carriages,  
2 plastic guides 102 N and screws

4



CODE	COLLECTIVE PACKAGING	PRICED PER	NET PRICE
10083	24	SET	





SYSTEM

# EXCLUSIVE I8 Board

Basic system components

## Spherical stopper

5



CODE	COLLECTIVE PACKAGING	PRICED PER	NET PRICE
20019	100	ITEM	

## Rubber stopper

**URSUS-EXCLUSIVE OGUE****i** Set includes 2 bump stoppers

6



CODE	COLLECTIVE PACKAGING	PRICED PER	NET PRICE
20111	24	SET	

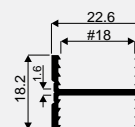
## H18 profile MAXIM



18mm BOARD

**DECOR**

CODE	COLOUR	LENGTH (mm)	COLLECTIVE PACKAGING	PRICED PER	NET PRICE
01881	SILVER	1800	30	ITEM	
02980	LIGHT BROWN	1800	30	ITEM	
01882	SILVER	2500	30	ITEM	
02981	LIGHT BROWN	2500	30	ITEM	



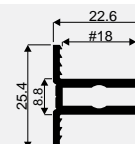
## H25 profile MAXIM



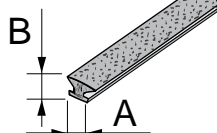
18mm BOARD

**DECOR**

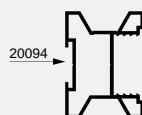
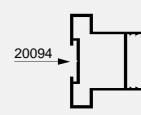
CODE	COLOUR	LENGTH (mm)	COLLECTIVE PACKAGING	PRICED PER	NET PRICE
01883	SILVER	1800	20	ITEM	
02983	LIGHT BROWN	1800	20	ITEM	
01884	SILVER	2500	20	ITEM	
02984	LIGHT BROWN	2500	20	ITEM	

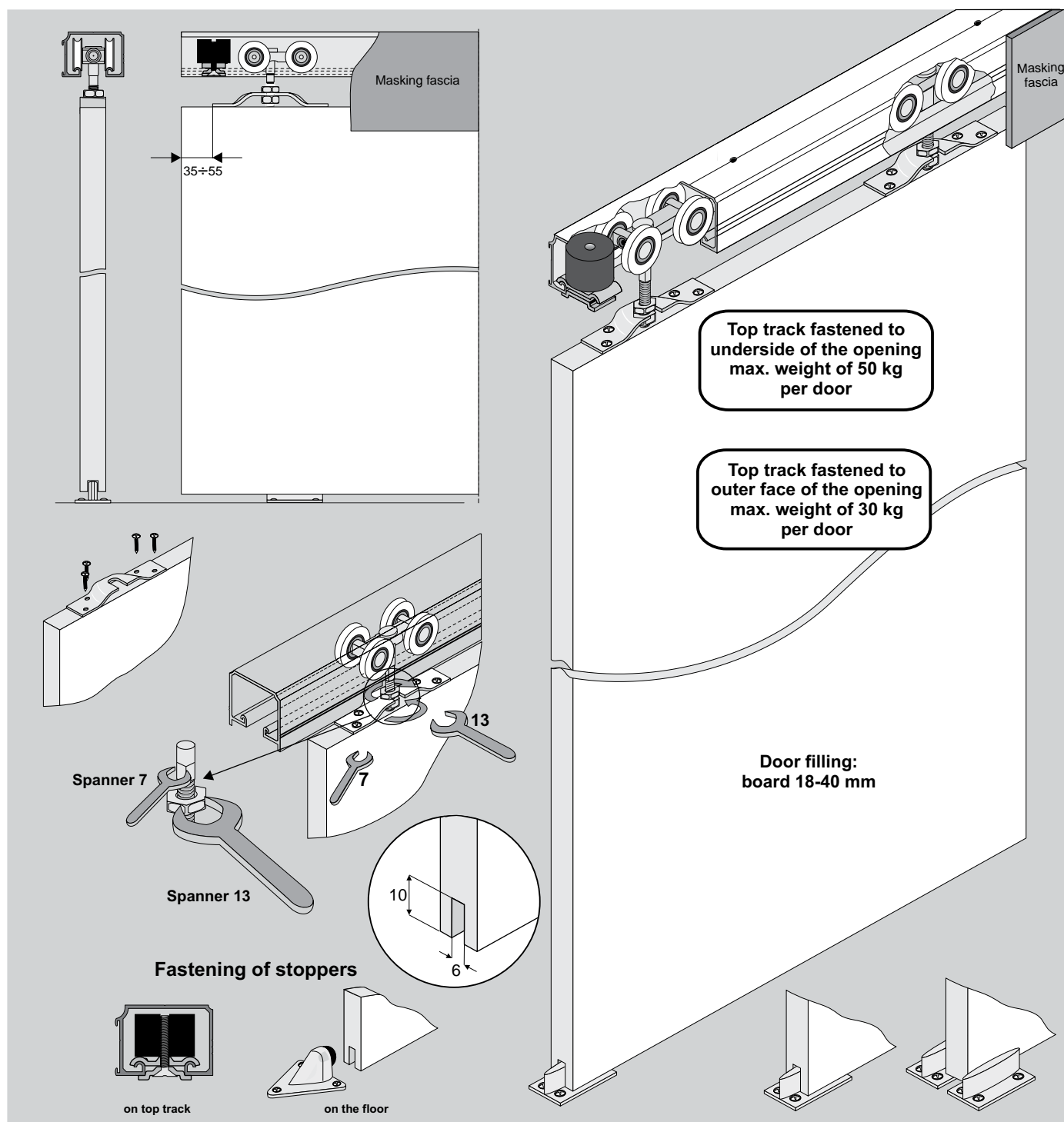


## Textile door stop

**i** All brushes on page 372

CODE	NAME	A (mm)	B (mm)	INSTALLATION	COLLECTIVE PACKAGING	PRICED PER	NET PRICE
20094	Textile door stop	14.5	4	INSERTED	200	RUNNING METRE	
20224	Textile door stop	14.5	4	INSERTED	10	COLLECTIVE PACKAGE (50 r.m.)	


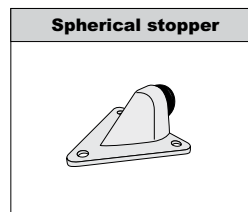
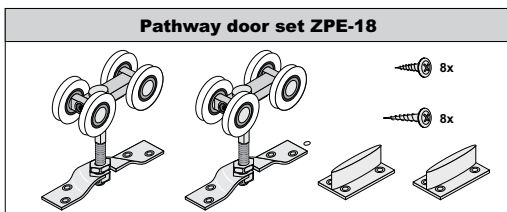
Handle **PROSPER II - Decor**Handle **PORTO**



## COMPONENTS



Length:  
1.2 m, 1.8 m, 3.0 m, 3.6 m





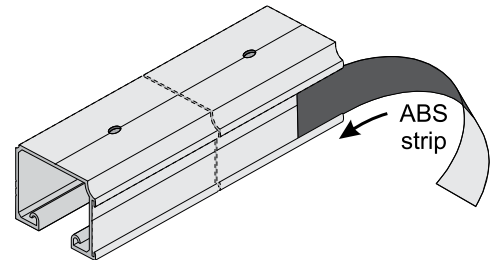
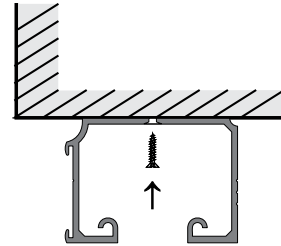
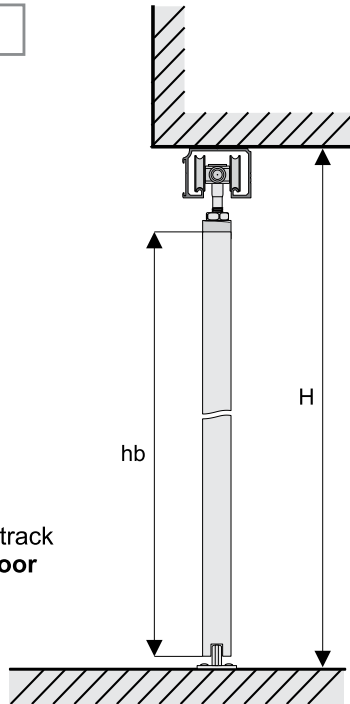
## 1. Track within the opening

**Board height hb:**

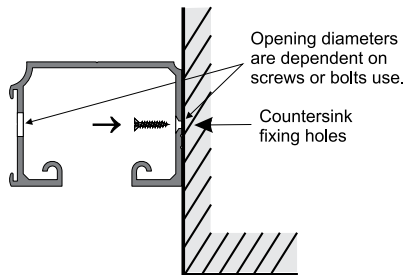
$$hb = H - 64 \text{ mm}$$

H - height of the opening

Top fastening of EXCLUSIVE track  
- max. weight of 50 kg per door



## 2. Track outside the opening

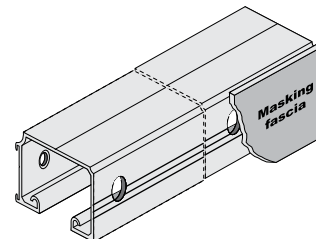
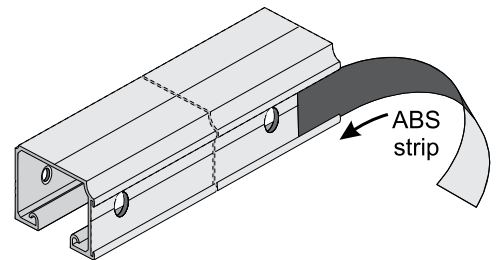
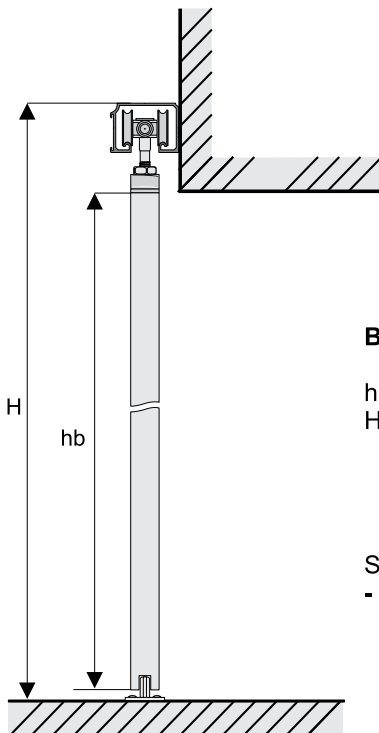


**Board height hb:**

$$hb = H - 64 \text{ mm}$$

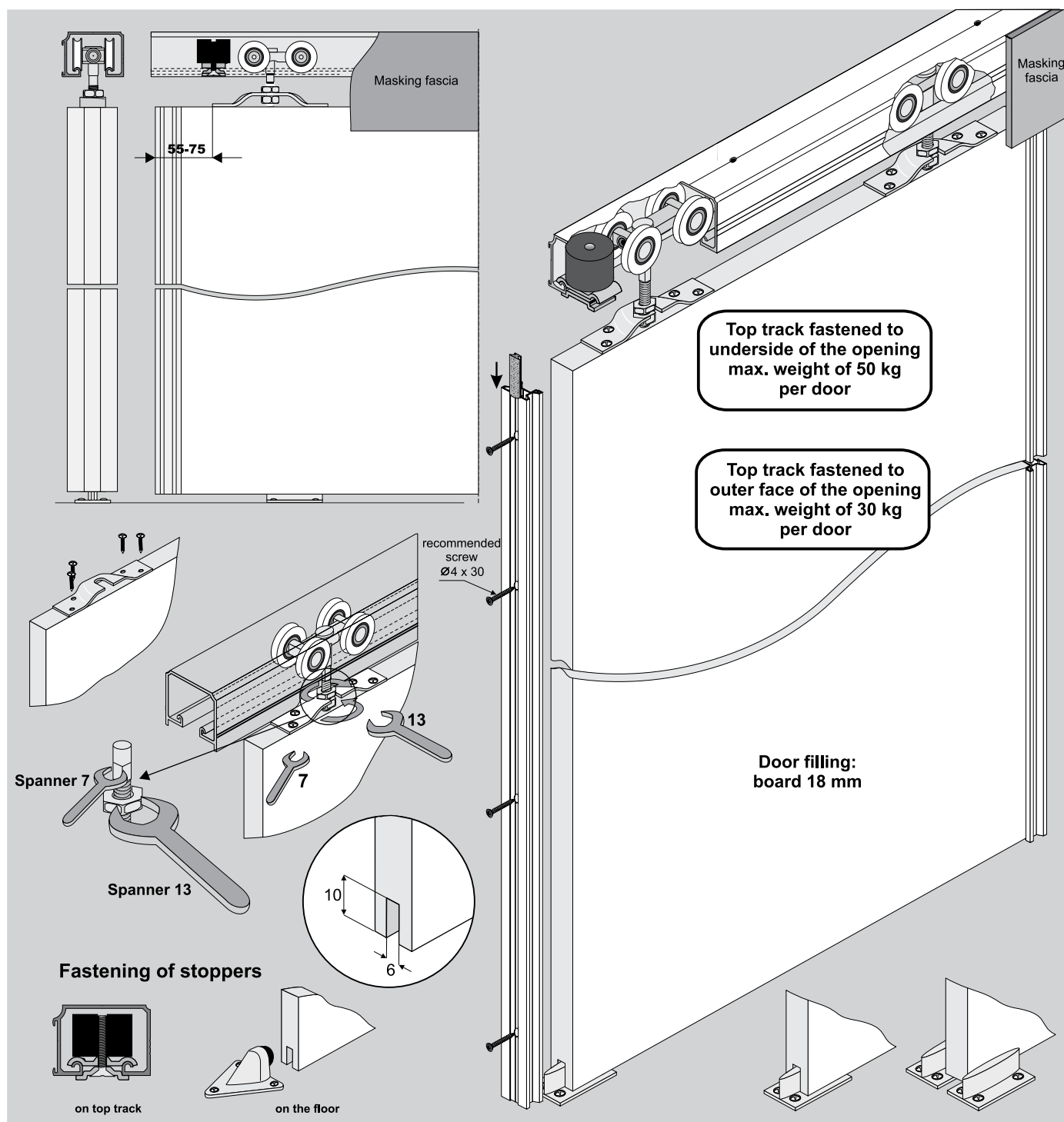
H - height from floor base to top of track

Side fastening of EXCLUSIVE track  
- max. weight of 30 kg per door



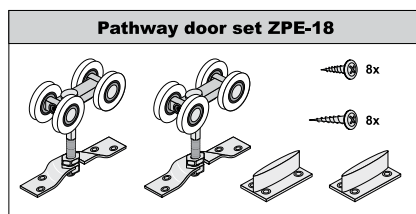
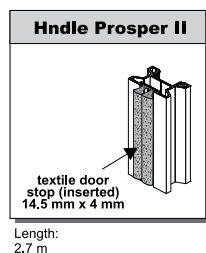


### ATTENTION!

In cases that it will not be possible to insert  
carriages after the installation of the top track,  
carriages should be inserted prior  
to track installation.



## COMPONENTS





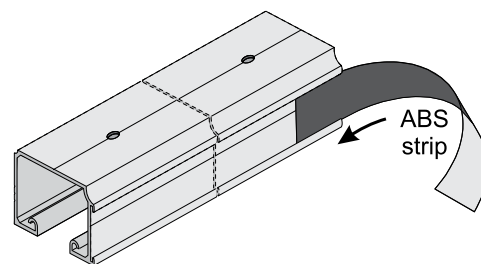
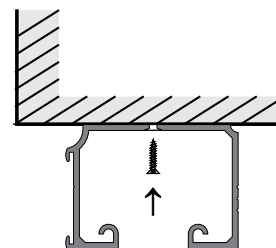
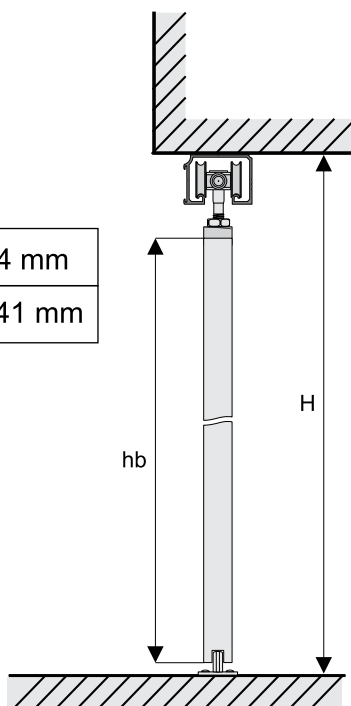
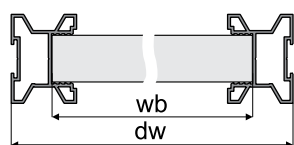
## 1. Track within the opening

Top fastening of EXCLUSIVE track  
- max. weight of 50 kg per door

board height	- hb	$hb = H - 64 \text{ mm}$
board width	- wb	$wb = dw - 41 \text{ mm}$

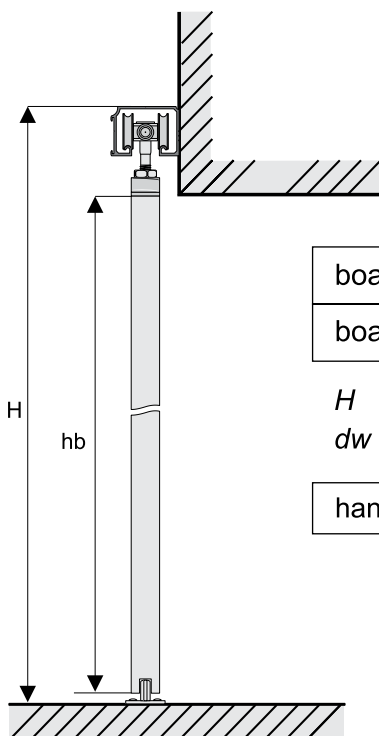
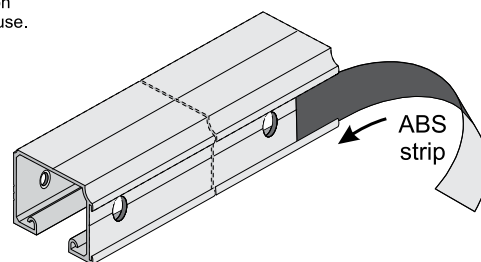
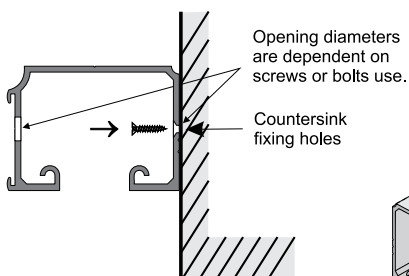
$H$  - height of the opening  
 $dw$  - assumed door width

handle length = door height



## 2. Track outside the opening

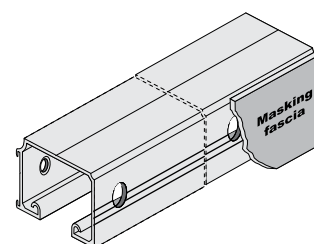
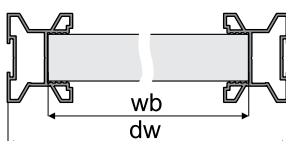
Side fastening of EXCLUSIVE track  
- max. weight of 30 kg per door



board height	- hb	$hb = H - 64 \text{ mm}$
board width	- wb	$wb = dw - 41 \text{ mm}$

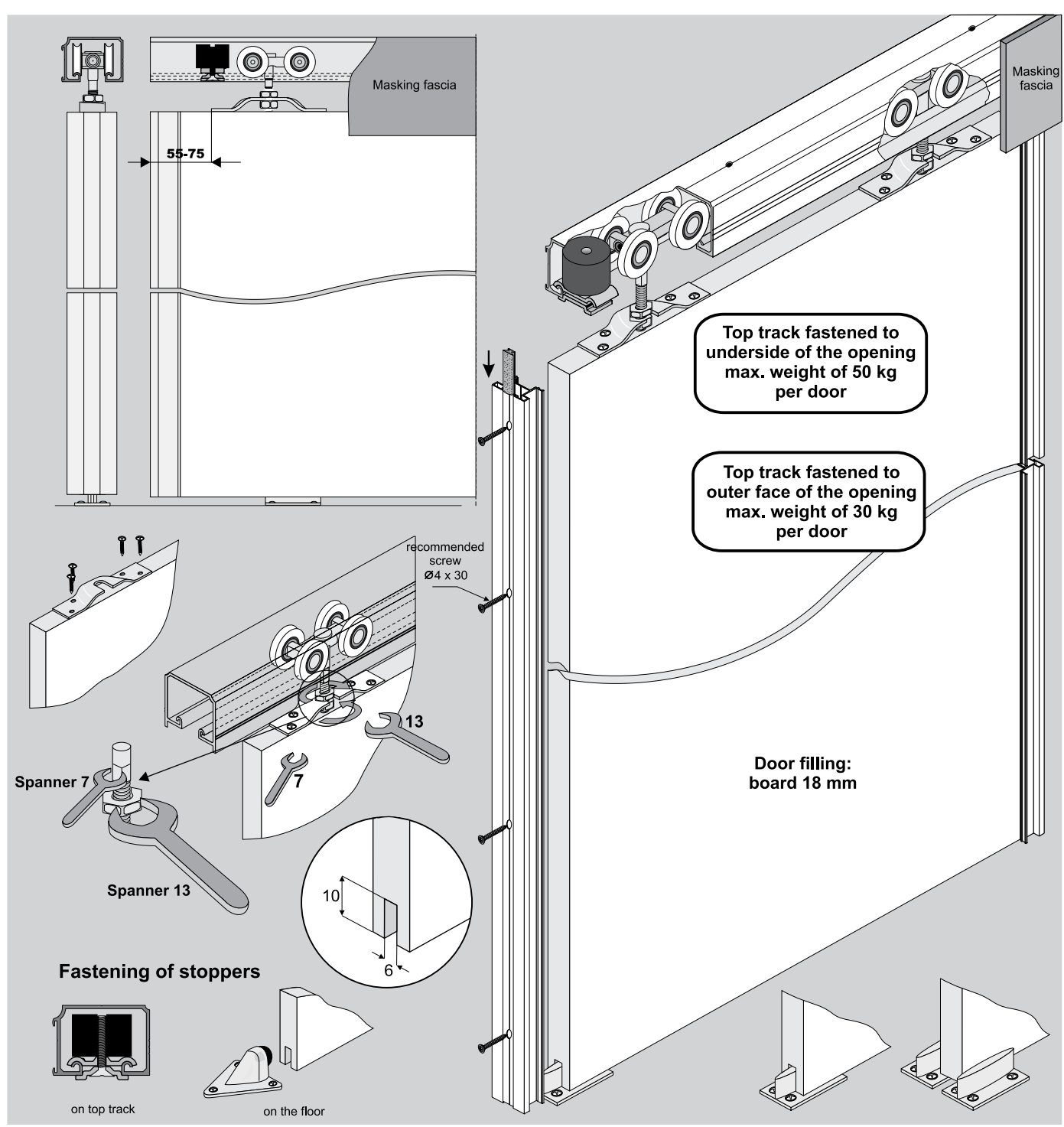
$H$  - height from floor base to top of track  
 $dw$  - assumed door width

handle length = door height

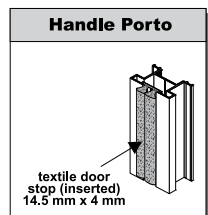


### ATTENTION!

In cases that it will not be possible to insert carriages after the installation of the top track, carriages should be inserted prior to track installation.





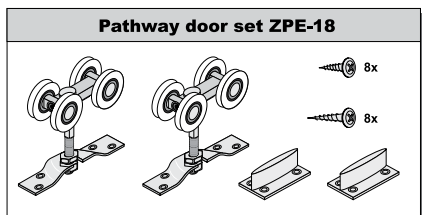
## COMPONENTS



Length:  
2,7 m



Length:  
1,2 m, 1,8 m, 3,0 m, 3,6 m



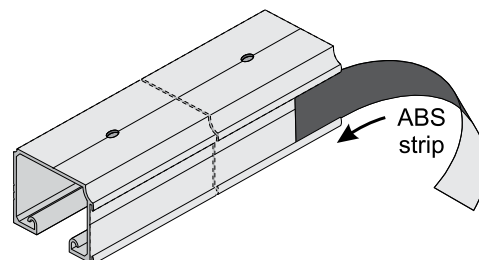
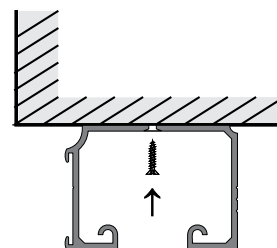
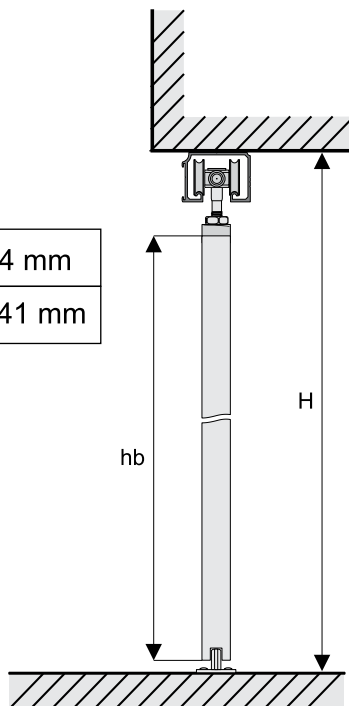
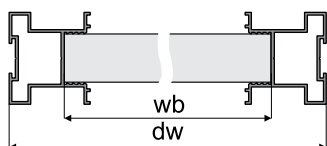
## 1. Track within the opening

Top fastening of EXCLUSIVE track  
- max. weight of 50 kg per door

board height	- hb	$hb = H - 64 \text{ mm}$
board width	- wb	$wb = dw - 41 \text{ mm}$

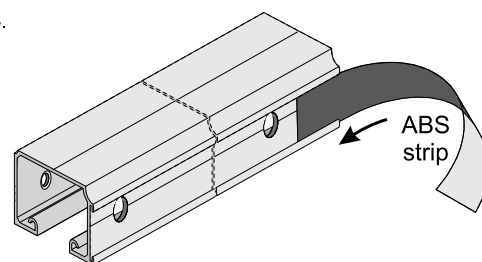
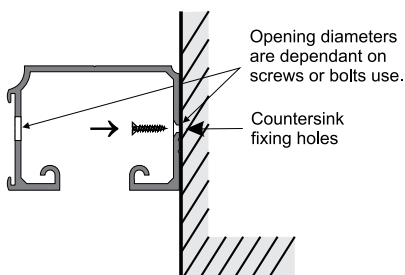
$H$  - height of the opening  
 $dw$  - assumed door width

handle length = door height



## 2. Track outside the opening

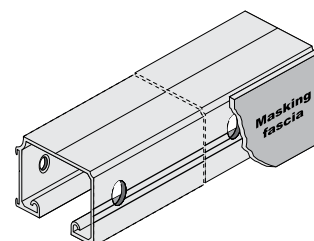
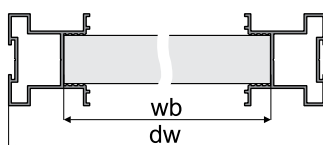
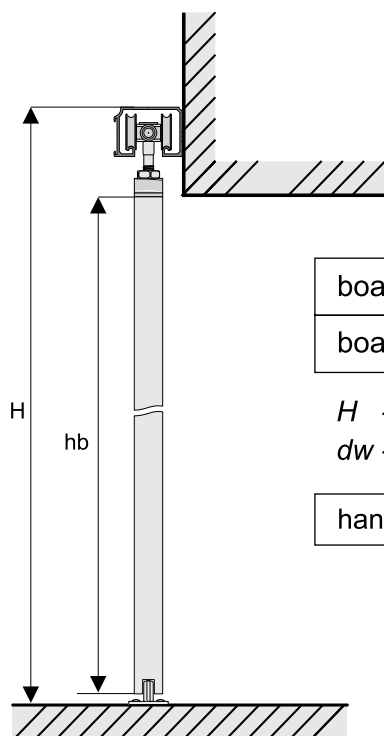
Side fastening of EXCLUSIVE track  
- max. weight of 30 kg per door



board height	- hb	$hb = H - 64 \text{ mm}$
board width	- wb	$wb = dw - 41 \text{ mm}$

$H$  - height from floor base to top of track  
 $dw$  - assumed door width

handle length = door height



### ATTENTION!

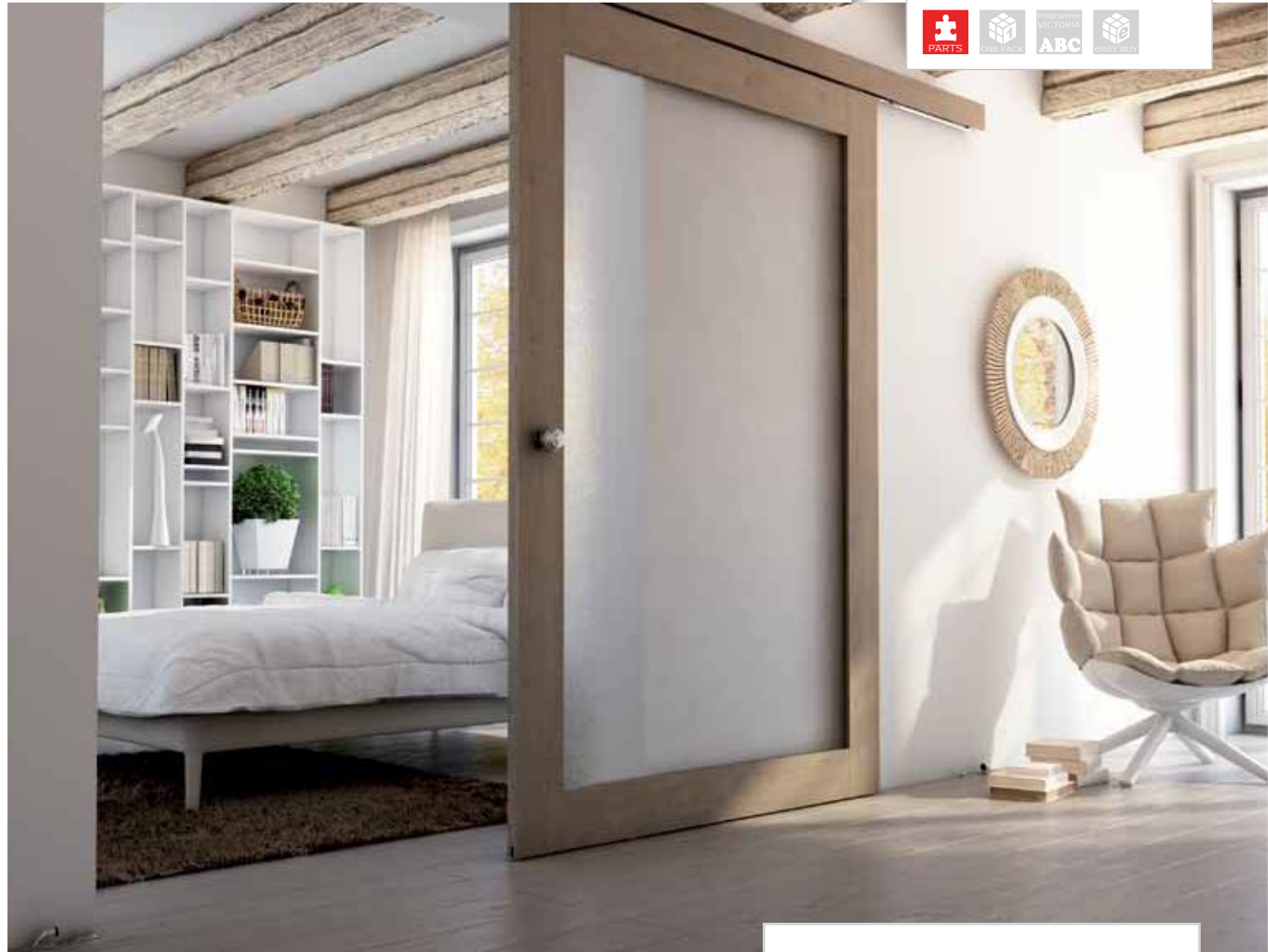
In cases that it will not be possible to insert carriages after the installation of the top track, carriages should be inserted prior to track installation.

## SYSTEM

# URSUS



Single track sliding doors with top hung carriage system



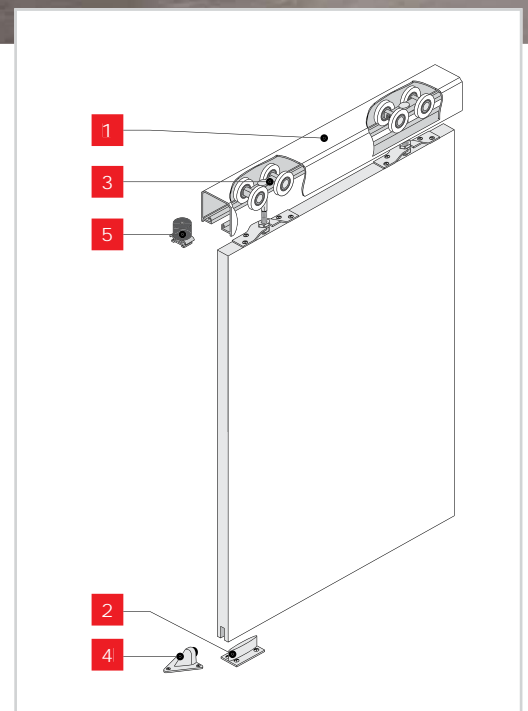
### CHARACTERISTICS

► Application	Sliding doors
► Track	Single
▼ Carriage system	Top
► Top guide	Ball bearing carriage
► Bottom guide	Plastic guide
► Construction	Board
► Filling thickness	18-40 mm
► Filling type	Board 18-40 mm
► Max. door load	50 kg / 100 kg
► Max. handle length	n/a
► Max. track length	3.60 m
► Textile door stops	n/a
► Anti-dust brushes	n/a
► Sales programme	Components can be purchased separately
► Decorative profile programme	DECOR

### USAGE

- Cabinet furniture (kitchen, pharmaceutical, standing wardrobes, wall hung cabinets etc)
- Built-in furniture (walk-in wardrobes, wardrobes, attics)

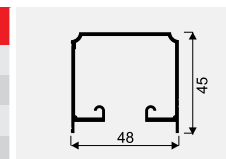
8 kg	14 kg	16 kg	25 kg	35 kg
40 kg	45 kg	50 kg	60 kg	70 kg
100 kg	120 kg			
10mm BOARD	16mm BOARD	18mm BOARD	16-40mm BOARD	16-50mm BOARD
BOARD-MIRROR	4mm MIRROR	4.5mm GLASS	6mm GLASS	8-12mm GLASS
PARTS	ONE PACK	ABC	BASY BUY	





Top track **URSUS - Decor****DECOR**

CODE	COLOUR	LENGTH (mm)	COLLECTIVE PACKAGING	PRICED PER	NET PRICE
01167	SILVER	1200	12	ITEM	
01155	LIGHT BROWN	1200	12	ITEM	
01171	GOLD	1200	12	ITEM	
50243	RAW	1200	12	ITEM	
01168	SILVER	1800	12	ITEM	
01156	LIGHT BROWN	1800	12	ITEM	
01172	GOLD	1800	12	ITEM	
50244	RAW	1800	12	ITEM	
01169	SILVER	3000	12	ITEM	
01157	LIGHT BROWN	3000	12	ITEM	
01173	GOLD	3000	12	ITEM	
50245	RAW	3000	12	ITEM	
01170	SILVER	3600	12	ITEM	
01158	LIGHT BROWN	3600	12	ITEM	
01174	GOLD	3600	12	ITEM	
50246	RAW	3600	12	ITEM	

Plastic guide **102 N**

CODE	COLLECTIVE PACKAGING	PRICED PER	NET PRICE
222151	500	ITEM	

**Set**  
for sliding doors **ZP 18**

**i** Set includes 2 top carriages,  
2 plastic guides 102 N and screws



CODE	COLLECTIVE PACKAGING	PRICED PER	NET PRICE
10022	24	SET	



## Door stop



CODE	COLLECTIVE PACKAGING	PRICED PER	NET PRICE
20019	100	ITEM	

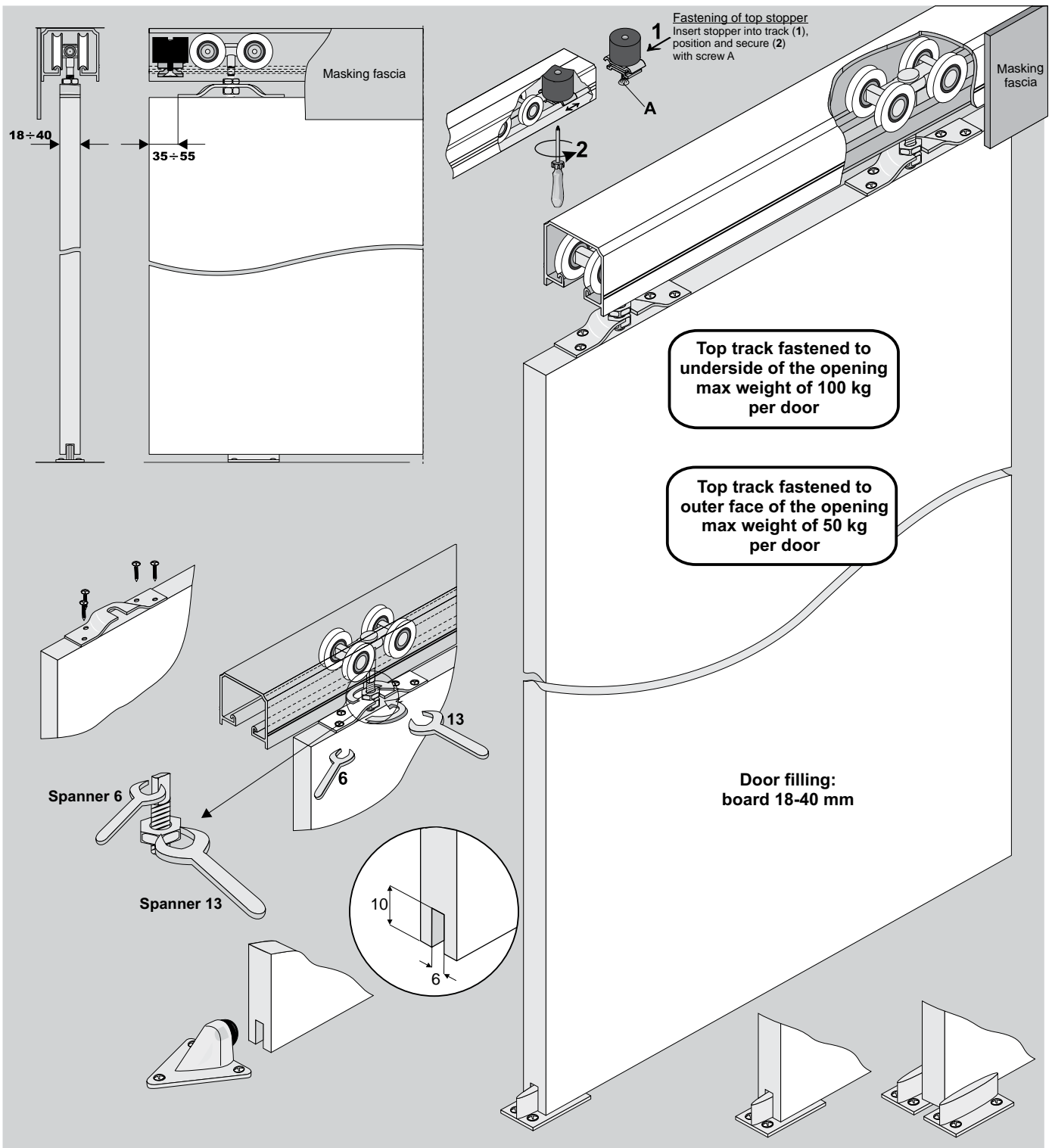
## Bump stopper, top

**URSUS-EXCLUSIVE OGUÉ**

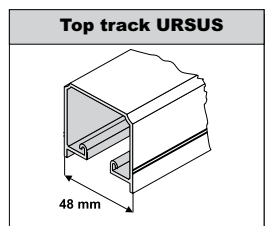
**i** Set includes 2 bump stoppers




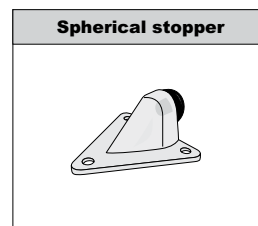
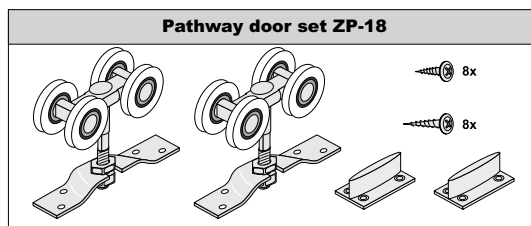
CODE	COLLECTIVE PACKAGING	PRICED PER	NET PRICE
20111	24	SET	



## COMPONENTS



Length:  
1.2 m, 1.8 m, 3.0 m, 3.6 m

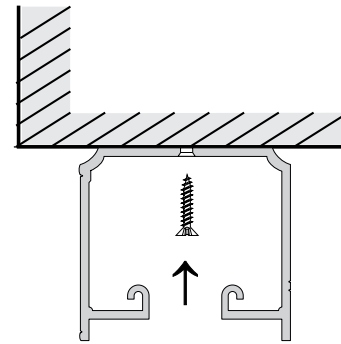
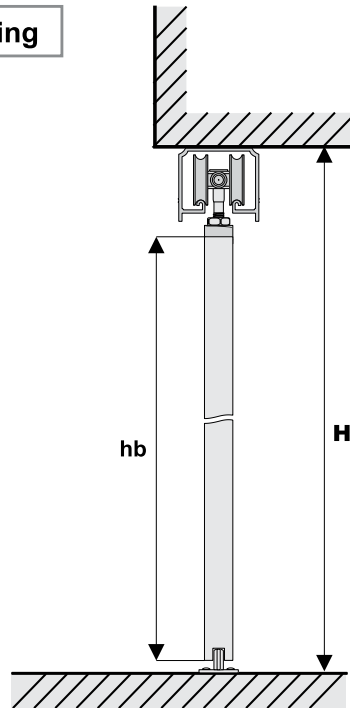


### 1. Track within the opening

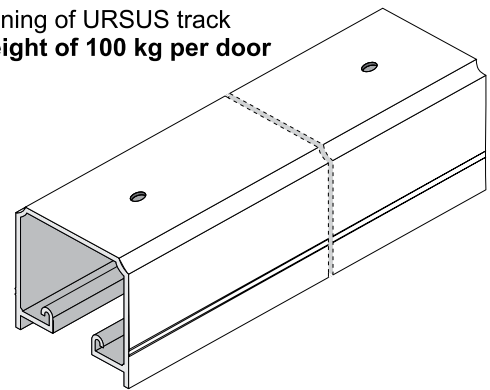
**Board height - hb:**

$$hb = H - 70 \text{ mm}$$

*H - height of the opening*

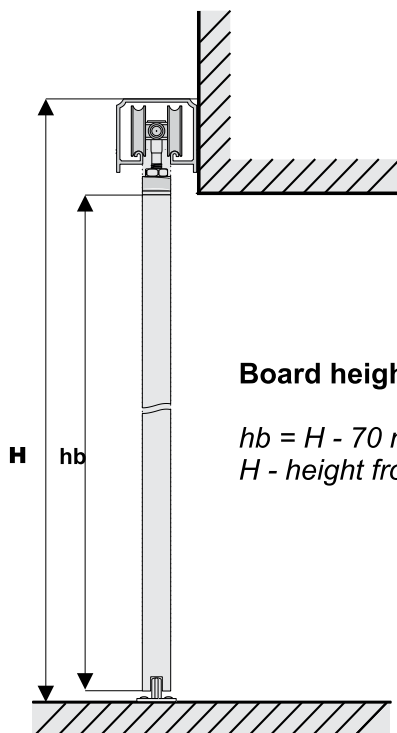


Side fastening of URSUS track  
- max. weight of 100 kg per door



### 2. Track outside the opening

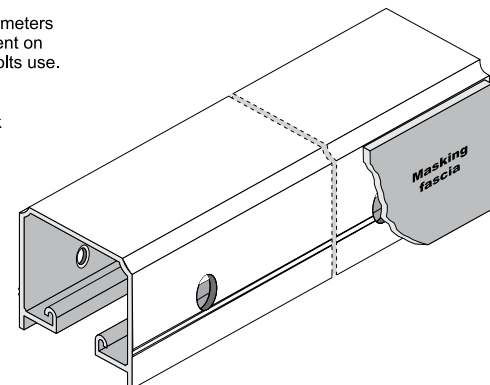
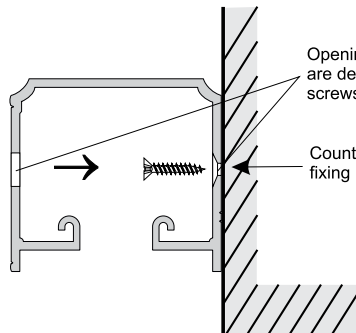
Side fastening of URSUS track  
- max. weight of 50 kg per door



**Board height hb:**

$$hb = H - 70 \text{ mm}$$

*H - height from floor base to top of track*



### ATTENTION!

In cases that it will not be possible to insert carriages after the installation of the top track, carriages should be inserted prior to track installation.

## SYSTEM

# SATURN

System drzwi przesuwnych z górnym układem jezdny, na torze pojedynczym



8 kg	14 kg	16 kg	25 kg	35 kg
40 kg	45 kg	50 kg	60 kg	70 kg
100 kg	120 kg			
10 mm PŁYTA	16 mm PŁYTA	18 mm PŁYTA	16-40 mm PŁYTA	16-50 mm PŁYTA
PŁYTA LUSTRO	4 mm LUSTRO	4,5 mm SZYBA	6 mm SZYBA	8-12 mm SZYBA
PARTS	ONE PACK	Program VICTORIA ABC	EASY BUY	

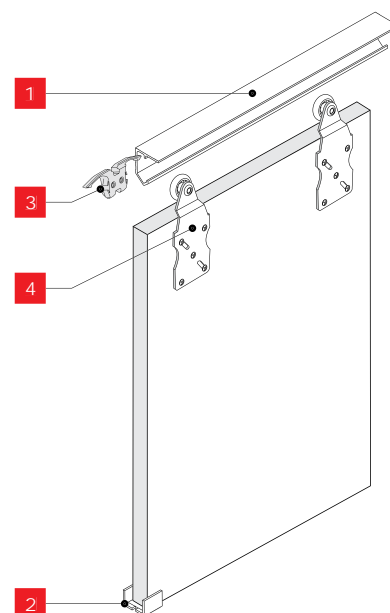


### CHARAKTERYSTYKA

► Przeznaczenie	Drzwi przesuwne
► Tor	Pojedynczy
▼ Układ jezdny	Górny
► Prowadzenie górne	Wózek z łożyskiem kulkowym
► Prowadzenie dolne	Prowadnik dolny
► Konstrukcja	Płytowa
► Grubość wypełnienia	16-40 mm
► Rodzaj wypełnienia	Płyta 16-40 mm
► Max. obciążenie skrzydła	45 kg
► Max. długość rączki	Brak
► Max. długość toru	6,00 m
► Szczotki odbojowe	Brak
► Szczotki przeciwkurzowe	Brak
► Program sprzedażowy	ONE PACK + poszczególne części dostępne jako osobne artykuły.
► Dekorowanie	Brak

### ZASTOSOWANIE

- Drzwi przejściowe, zabudowa wnęk

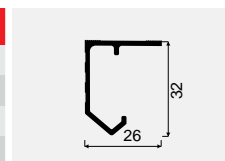




Prowadnica aluminiowa **SATURN**



KOD	KOLOR	DŁUGO (mm)	OPAK. ZBIORCZE	JEDN. MIARY	CENA
214-129	SUROWY	1200	16	SZT.	
214-128	SUROWY	1500	16	SZT.	
214-130	SUROWY	1800	16	SZT.	
214-131	SUROWY	2000	16	SZT.	
214-133	SUROWY	2400	16	SZT.	
214-127	SUROWY	3000	16	SZT.	
214-136	SUROWY	4000	16	SZT.	
214-163	SUROWY	6000	16	SZT.	



Prowadnik **UNIWERSALNY**



KOD	OPAK. ZBIORCZE	JEDN. MIARY	CENA
216-007	100	SZT.	

Stoper 2 szt. + klucz imbusowy



KOD	OPAK. ZBIORCZE	JEDN. MIARY	CENA
321-042	1	KPL.	

Wózek **20**



KOD	OPAK. ZBIORCZE	JEDN. MIARY	CENA
215-113	250	SZT.	

**SET SATURN**



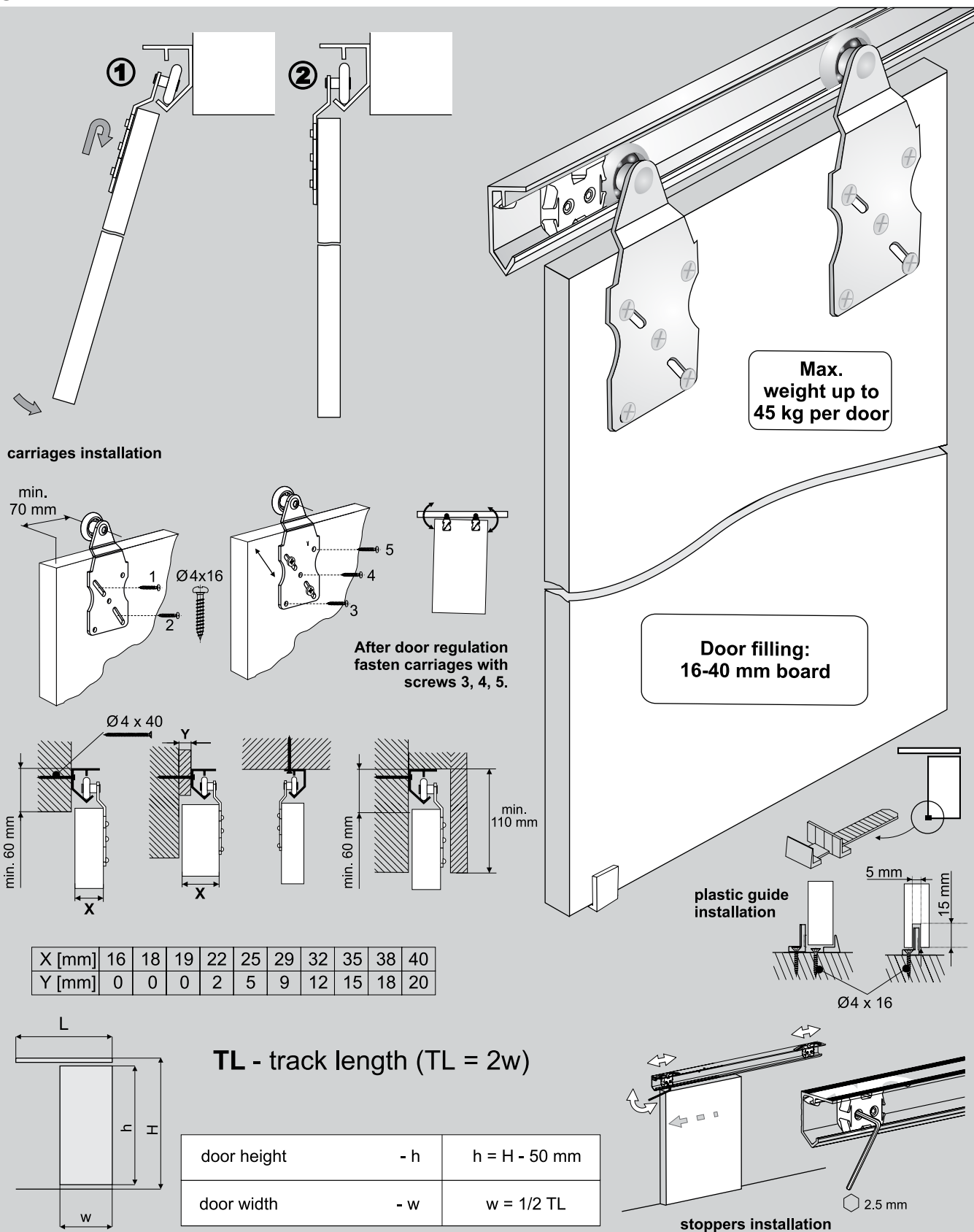
DESCRIPTION	CODE	1200 mm	1500 mm	1800 mm	2000 mm	2400 mm
SET CODE		213-011	213-013	213-015	213-020	213-016
Track SATURN	214-129 / 214-128 214-130 / 214-131 / 214-133	1 pc.	1 pc.	1 pc.	1 pc.	1 pc.
Carriage 20	215-113	2 pcs	2 pcs	2 pcs	2 pcs	2 pcs
Plastic guide	216-007	1 pc.	1 pc.	1 pc.	1 pc.	1 pc.
Stopper	321-042	2 pcs	2 pcs	2 pcs	2 pcs	2 pcs
Screws	-	COLLECTIVE PACKAGE	COLLECTIVE PACKAGE	COLLECTIVE PACKAGE	COLLECTIVE PACKAGE	COLLECTIVE PACKAGE
Assembly instructions	-	1 copy	1 copy	1 copy	1 copy	1 copy
NET PRICE						

Set without track **SATURN**

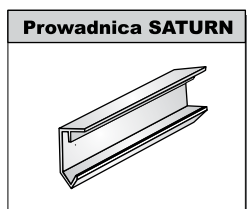


DESCRIPTION	CODE	for 1 wing
SET CODE		219-001
Carriage 20	215-113	2 pcs
Plastic guide	216-007	1 pc.
Stopper	321-042	2 pcs
Screws	-	COLLECTIVE PACKAGE
Assembly instructions	-	1 copy
NET PRICE		

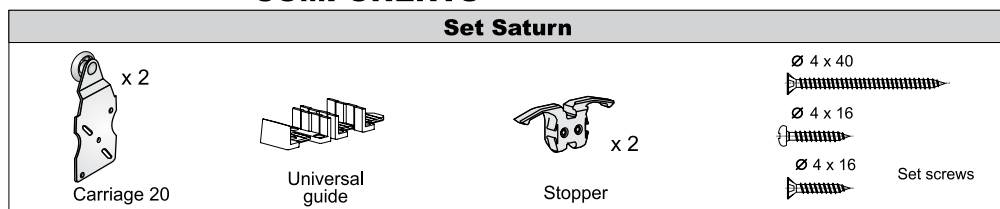




## COMPONENTS



Length:  
1.2 m, 1.5 m, 1.8 m, 2.0 m, 2.4 m,  
3.0 m, 4.0 m, 6.0 m.



## SYSTEM

# HERKULES 60, 120



Single track sliding doors with top hung carriage system



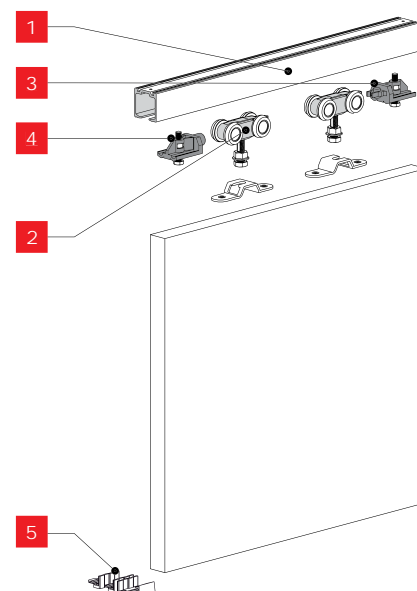
8 kg	14 kg	16 kg	25 kg	35 kg
40 kg	45 kg	50 kg	60 kg	70 kg
100 kg	120 kg			
10mm BOARD	16mm BOARD	18mm BOARD	16-40mm BOARD	16-50mm BOARD
BOARD+MIRROR	4mm MIRROR	4.5mm GLASS	6mm GLASS	8-12mm GLASS
PARTS	ONE PACK	Programme VICTORIA ABC	BASY BUY	

### CHARACTERISTICS

► Application	Sliding doors
► Track	Single
▼ Carriage system	Top
► Top guide	Ball bearing carriage
► Bottom guide	Plastic guide
► Construction	Board
► Filling thickness	16-50 mm
► Filling type	Board
► Max. door load	60 kg (H50), 120 kg (H100)
► Max. handle length	n/a (dependent on weight and rigidity of filling)
► Max. track length	6.00 m
► Textile door stops	n/a
► Anti-dust brushes	n/a
► Sales programme	ONE PACK + components are available individually
► Decorative profile programme	n/a

### USAGE

- Pathway doors, built-in furniture (walk-in wardrobes, wardrobes)



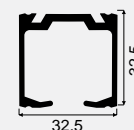


## Basic system components

1

Track **HERKULES 2**

CODE	COLOUR	LENGTH (mm)	COLLECTIVE PACKAGING	PRICED PER	NET PRICE
214-420	RAW	1200	8	ITEM	
214-422	RAW	1500	8	ITEM	
214-424	RAW	1800	8	ITEM	
214-425	RAW	2000	8	ITEM	
214-426	RAW	2400	8	ITEM	
214-427	RAW	3000	8	ITEM	
214-428	RAW	4000	8	ITEM	
214-430	RAW	6000	8	ITEM	

Carriage **H60 HERKULES**

CODE	COLLECTIVE PACKAGING	PRICED PER	NET PRICE
215-122	100	ITEM	

Carriage **H120 HERKULES**

CODE	COLLECTIVE PACKAGING	PRICED PER	NET PRICE
215-123	100	ITEM	

Clipstopper **HERKULES**

CODE	COLLECTIVE PACKAGING	PRICED PER	NET PRICE
321-038	300	ITEM	

## Stopper II



CODE	COLLECTIVE PACKAGING	PRICED PER	NET PRICE
321-039	300	ITEM	



SYSTEM

# HERKULES 60, 120

Basic system components

## Universal guide

5



CODE	COLLECTIVE PACKAGING	PRICED PER	NET PRICE
216-007	100	ITEM	

## Sleeve spacer **HERKULES 2**



CODE	COLLECTIVE PACKAGING	PRICED PER	NET PRICE
219-046	100	ITEM	

## Sleeve guide **1102**

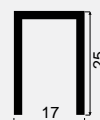


CODE	COLLECTIVE PACKAGING	PRICED PER	NET PRICE
219-489	100	ITEM	

## C - section steel **1109**



CODE	COLOUR	LENGTH (mm)	COLLECTIVE PACKAGING	PRICED PER	NET PRICE
214-866	RAW	2000	10	ITEM	
214-867	RAW	3000	10	ITEM	
214-818	RAW	4000	10	ITEM	
214-819	RAW	5000	10	ITEM	
214-820	RAW	6000	10	ITEM	



## Wall bracket **25 mm**

**i** Wall bracket for door thickness max. 25 mm  
Set contains 5 pcs



CODE	COLLECTIVE PACKAGING	PRICED PER	NET PRICE
219-047	500	ITEM	
219-045	60	SET	

## Wall bracket **45 mm**

**i** Wall bracket for door thickness max. 45 mm  
Set contains 5 pcs



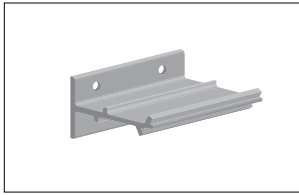
CODE	COLLECTIVE PACKAGING	PRICED PER	NET PRICE
219-043	300	ITEM	
219-042	60	SET	



## Basic system components

Mounting plate for wooden fascia  
**HERKULES**

**i** Set contains 3 pcs



CODE	COLLECTIVE PACKAGING	PRICED PER	NET PRICE
219-027	80	SET	

Masking fascia **HERKULES 2**

CODE	COLOUR	LENGTH (mm)	COLLECTIVE PACKAGING	PRICED PER	NET PRICE
214-690	SILVER	1200	12	ITEM	
214-720	LIGHT BROWN	1200	12	ITEM	
214-675	GOLD	1200	12	ITEM	
214-660	RAW	1200	12	ITEM	
214-692	SILVER	1500	12	ITEM	
214-722	LIGHT BROWN	1500	12	ITEM	
214-677	GOLD	1500	12	ITEM	
214-662	RAW	1500	12	ITEM	
214-694	SILVER	1800	12	ITEM	
214-724	LIGHT BROWN	1800	12	ITEM	
214-679	GOLD	1800	12	ITEM	
214-664	RAW	1800	12	ITEM	
214-695	SILVER	2000	12	ITEM	
214-725	LIGHT BROWN	2000	12	ITEM	
214-680	GOLD	2000	12	ITEM	
214-665	RAW	2000	12	ITEM	
214-696	SILVER	2400	12	ITEM	
214-726	LIGHT BROWN	2400	12	ITEM	
214-681	GOLD	2400	12	ITEM	
214-666	RAW	2400	12	ITEM	
214-697	SILVER	3000	12	ITEM	
214-727	LIGHT BROWN	3000	12	ITEM	
214-682	GOLD	3000	12	ITEM	
214-667	RAW	3000	12	ITEM	
214-698	SILVER	4000	12	ITEM	
214-728	LIGHT BROWN	4000	12	ITEM	
214-683	GOLD	4000	12	ITEM	
214-668	RAW	4000	12	ITEM	
214-700	SILVER	6000	12	ITEM	
214-730	LIGHT BROWN	6000	12	ITEM	
214-685	GOLD	6000	12	ITEM	
214-670	RAW	6000	12	ITEM	

Soft-Close  
for sliding doors **HERKULES**

**i** For systems HERKULES 60, 120 and HERKULES Glass



CODE	KG	COLLECTIVE PACKAGING	PRICED PER	NET PRICE
219-032	80	50	ITEM	



SYSTEM

# HERKULES 60, 120

Basic system components

## SET for pathway doors HERKULES 60 KG



DESCRIPTION	CODE	1200 mm	1500 mm	1800 mm	2000 mm	2400 mm	3000 mm
SET CODE		213-350	213-351	213-352	213-353	213-354	213-355
Track HERKULES 2	214-420 / 214-422 / 214-424 214-425 / 214-426 / 214-427	1 pc.	1 pc.	1 pc.	1 pc.	1 pc.	1 pc.
Universal guide	216-007	1 set	1 set	1 set	1 set	1 set	1 set
Carriage H60 HERKULES	215-122	2 pcs	2 pcs	2 pcs	2 pcs	2 pcs	2 pcs
Clipstopper HERKULES	321-038	1 pc.	1 pc.	1 pc.	1 pc.	1 pc.	1 pc.
Stoper II	321-039	1 pc.	1 pc.	1 pc.	1 pc.	1 pc.	1 pc.
Screws	-	1 set	1 set	1 set	1 set	1 set	1 set
Assembly instructions	-	1 copy	1 copy	1 copy	1 copy	1 copy	1 copy
NET PRICE							

## SET for pathway doors HERKULES 120 KG



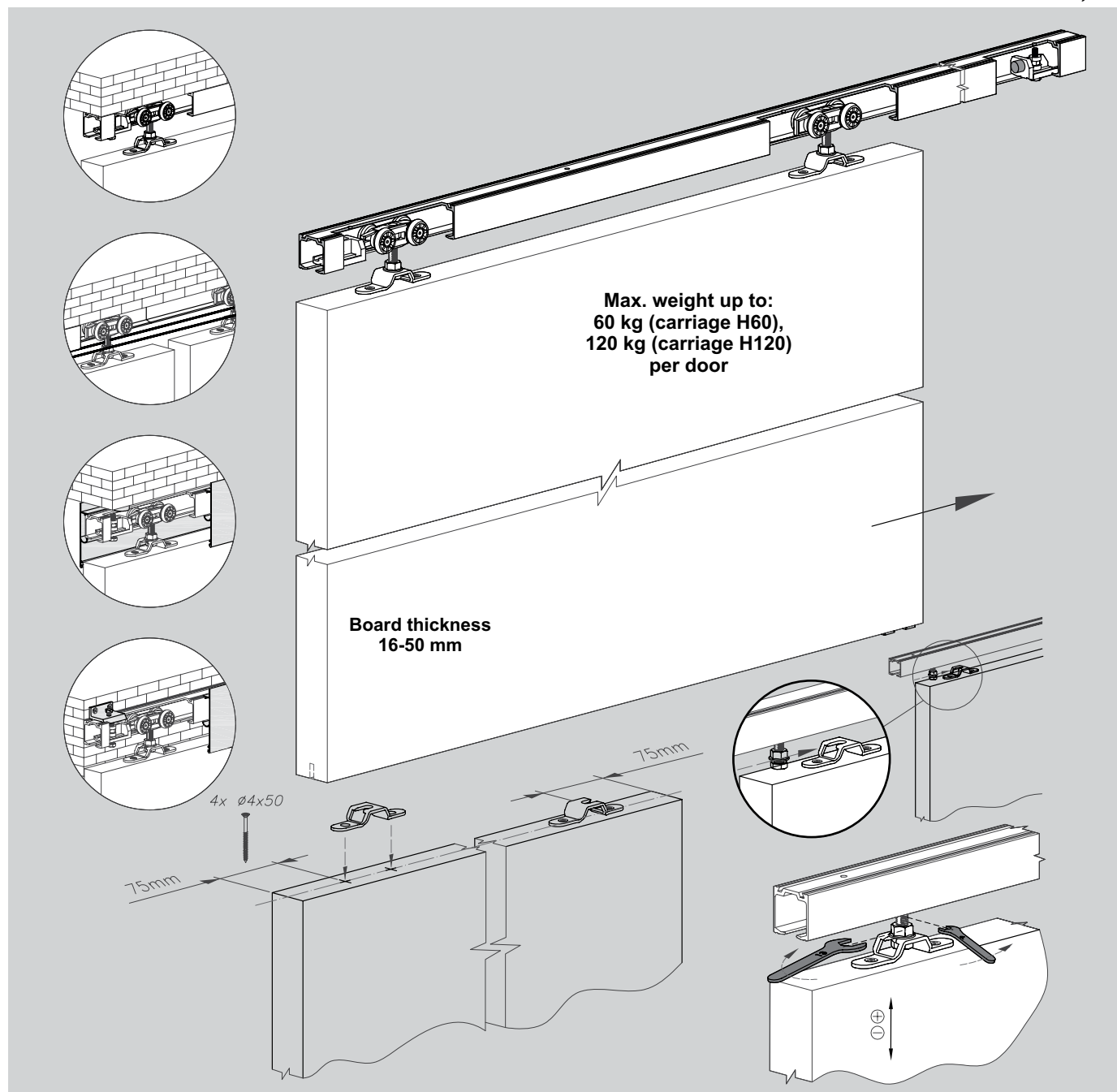
DESCRIPTION	CODE	1200 mm	1500 mm	1800 mm	2000 mm	2400 mm	3000 mm
SET CODE		213-360	213-361	213-362	213-363	213-364	213-365
Track HERKULES 2	214-420 / 214-422 / 214-424 214-425 / 214-426 / 214-427	1 pc.	1 pc.	1 pc.	1 pc.	1 pc.	1 pc.
Universal guide	216-007	1 set	1 set	1 set	1 set	1 set	1 set
Carriage H120 HERKULES	215-123	2 pcs	2 pcs	2 pcs	2 pcs	2 pcs	2 pcs
Clipstopper HERKULES	321-038	1 pc.	1 pc.	1 pc.	1 pc.	1 pc.	1 pc.
Stoper II	321-039	1 pc.	1 pc.	1 pc.	1 pc.	1 pc.	1 pc.
Screws	-	1 set	1 set	1 set	1 set	1 set	1 set
Assembly instructions	-	1 copy	1 copy	1 copy	1 copy	1 copy	1 copy
NET PRICE							

## SET for pathway doors HERKULES 60 or 120 kg



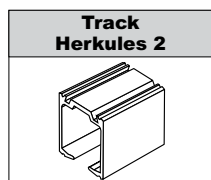
DESCRIPTION	CODE	60 kg	120 kg
SET CODE		219-310	219-311
Carriage H60 HERKULES	215-122	2 pcs	-
Carriage H120 HERKULES	215-123	-	2 pcs
Universal guide	316-007	1 set	1 set
Clipstopper HERKULES	321-038	1 pc.	1 pc.
Stoper II	321-039	1 pc.	1 pc.
Screws	-	1 set	1 set
Assembly instructions	-	1 copy	1 copy
NET PRICE			



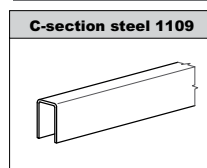
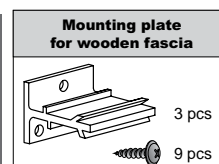
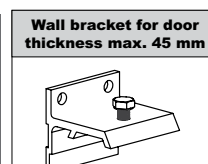
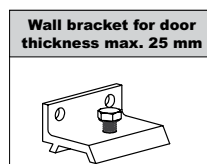
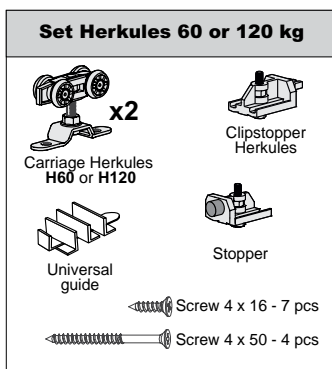


## COMPONENTS

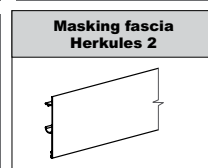
## OPTIONS



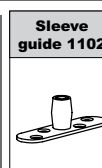
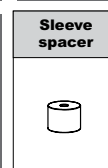
Length:  
1.2 m, 1.5 m, 1.8 m, 2.0 m,  
2.4 m, 3.0 m, 4.0 m, 6.0 m

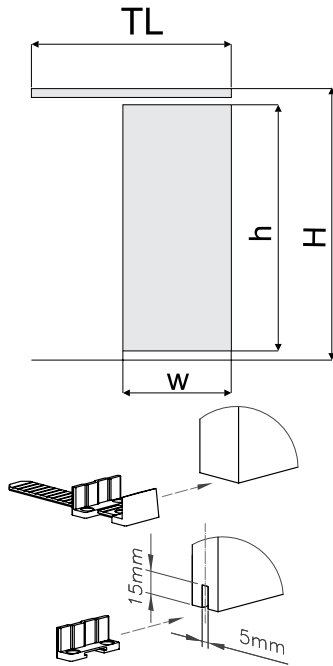


Length:  
2.0 m, 3.0 m,  
4.0 m, 5.0 m, 6.0 m



Length:  
1.2 m, 1.5 m, 1.8 m, 2.0 m,  
2.4 m, 3.0 m, 4.5 m, 5.4 m, 6.0 m

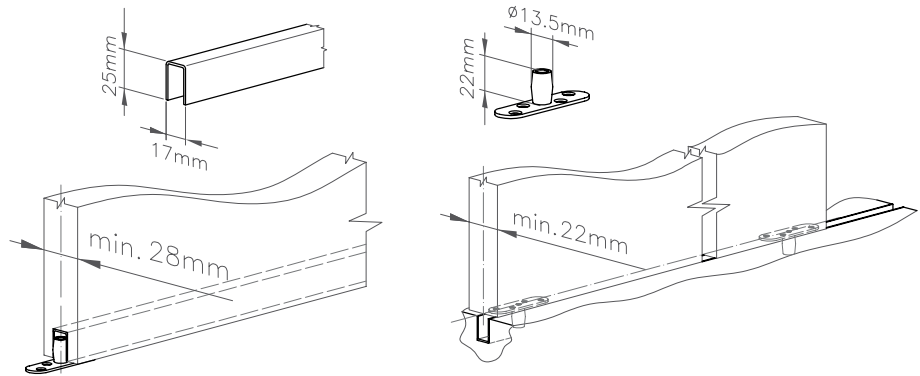




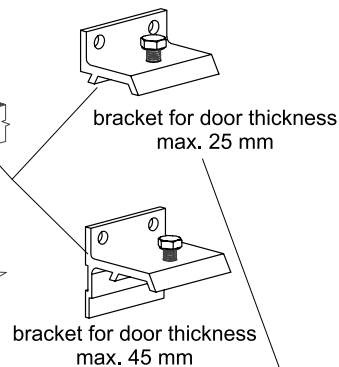
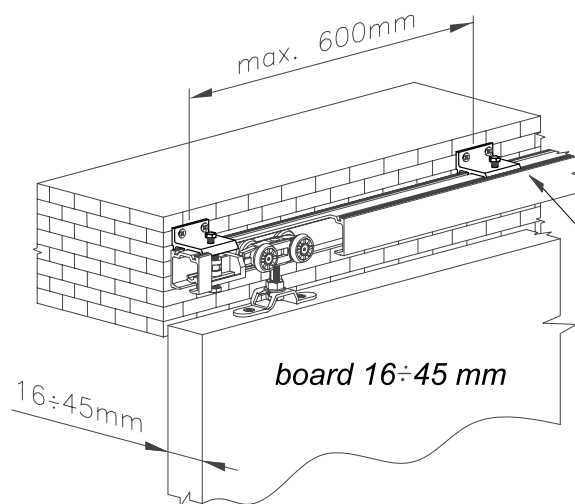
**TL** - track length ( $W = 2w$ )

height of door	- h	$h = H - 70 \text{ mm}$
width of door	- w	$w = 1/2 \text{ TL}$

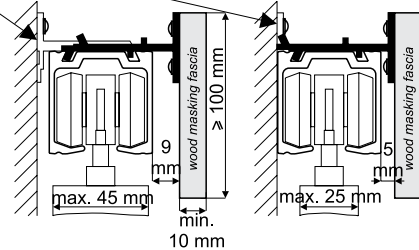
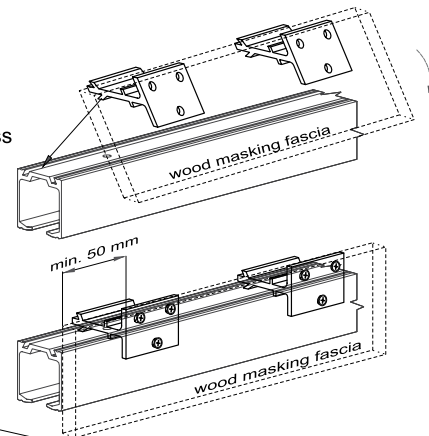
**bottom guide options**



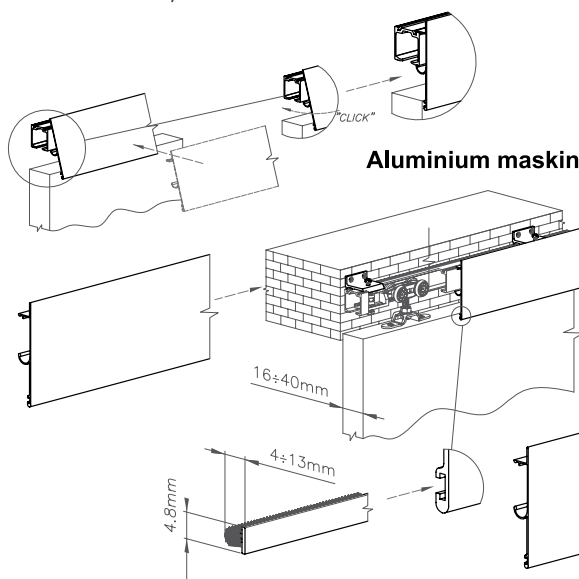
**Track installation using wall brackets and masking fascia**



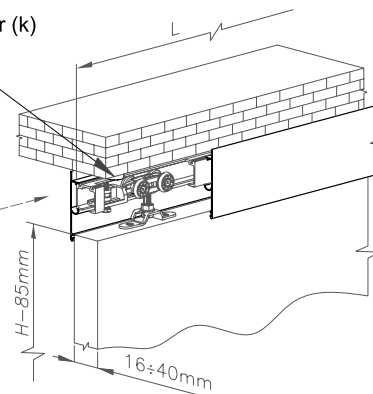
**Wooden masking fascia installation**



**Aluminium masking fascia installation**



sleeve spacer (k)




TL (mm)	1200	1500	1800	2000	2400	3000
k (pcs)	5	6	7	7	9	11

# SYSTEM HERKULES Glass

System do szklanych drzwi przesuwnych z górnym układem jezdny, na torze pojedynczym



8 kg	14 kg	16 kg	25 kg	35 kg
40 kg	45 kg	50 kg	60 kg	70 kg
100 kg	120 kg			
10 mm PLYTA	16 mm PLYTA	18 mm PLYTA	16-40 mm PLYTA	16-50 mm PLYTA
PLYTA+LUSTRO	4 mm LUSTRO	4,5 mm SZYBA	6 mm SZYBA	8-12 mm SZYBA
PARTS	ONE PACK	Program VICTORIA ABC	EASY BUY	

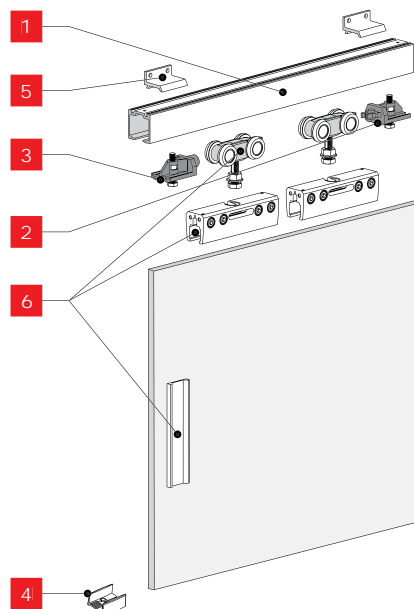


## CHARAKTERYSTYKA

► Przeznaczenie	Szklane drzwi przesuwne
► Tor	Pojedynczy
▼ Układ jezdny	Górny
► Prowadzenie górne	Wózek z łożyskiem kulkowym
► Prowadzenie dolne	Prowadnik z tworzywa
► Konstrukcja	Szklana
► Grubość wypełnienia	8-12 mm
► Rodzaj wypełnienia	Szyba
► Max. obciążenie skrzydła	100 kg
► Max. długość rączki	Brak
► Max. długość toru	6,00 m
► Szczotki odbojowe	Brak
► Szczotki przeciwkurzowe	Brak
► Program sprzedażowy	ONE PACK + poszczególne części dostępne jako osobne artykuły.
► Dekorowanie	Brak

## ZASTOSOWANIE

- Drzwi przejściowe

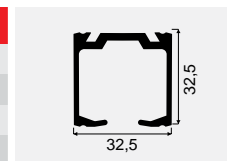




Prowadnica aluminiowa  
**HERKULES 2**



KOD	KOLOR	DŁUGO (mm)	OPAK. ZBIORCZE	JEDN. MIARY	CENA
214-420	SUROWY	1200	8	SZT.	
214-422	SUROWY	1500	8	SZT.	
214-424	SUROWY	1800	8	SZT.	
214-425	SUROWY	2000	8	SZT.	
214-426	SUROWY	2400	8	SZT.	
214-427	SUROWY	3000	8	SZT.	
214-428	SUROWY	4000	8	SZT.	
214-430	SUROWY	6000	8	SZT.	



Klipstoper **HERKULES**



KOD	OPAK. ZBIORCZE	JEDN. MIARY	CENA
321-038	300	SZT.	

Stoper II



KOD	OPAK. ZBIORCZE	JEDN. MIARY	CENA
321-039	300	SZT.	

Prowadnik do drzwi szklanych



KOD	OPAK. ZBIORCZE	JEDN. MIARY	CENA
216-005	100	SZT.	

Klamra ścienna **25 mm**



**i** Do drzwi o grubości 25 mm.  
W opakowaniu znajduje się 5 szt.

KOD	OPAK. ZBIORCZE	JEDN. MIARY	CENA
219-047	300	SZT.	
219-045	60	OPAK.	

Samoprzylepny uchwyt do drzwi

**i** W opakowaniu znajdują się 2 szt.



KOD	OPAK. ZBIORCZE	JEDN. MIARY	CENA
337-001	200	KPL.	

Set with track  
**HERKULES Glass**



DESCRIPTION	CODE	For 1 wing
SET CODE		213-370
Track H2, 2000 mm	214-425	1 pc.
Carriage HG with gasket spacers	-	2 set
Wall bracket	219-047	5 pcs
Clipstopper	321-038	1 pc.
Stopper	321-039	1 pc.
Clamp for glass	337-001	2 pcs
Guide for glass doors	216-005	1 set
Screws	-	1 set
Assembly instructions	-	1 copy
NET PRICE		

Set **HERKULES Glass**

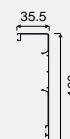


DESCRIPTION	CODE	For 1 wing
SET CODE		219-313
Carriage HG with gasket spacers	-	2 set
Wall bracket	219-047	5 pcs
Clipstopper	321-038	1 pc.
Stopper	321-039	1 pc.
Clamp for glass	337-001	2 pcs
Guide for glass doors	216-005	1 set
Screws	-	1 set
Assembly instructions	-	1 copy
NET PRICE		

Masking fascia  
**HERKULES 2 Glass**




CODE	COLOUR	LENGTH (mm)	COLLECTIVE PACKAGING	PRICED PER	NET PRICE
214-605	SILVER	2010	8	ITEM	



Masking fascia end cap  
**HERKULES Glass**



Set contains 2 pcs L & R



CODE	COLOUR	LENGTH (mm)	COLLECTIVE PACKAGING	PRICED PER	NET PRICE
219-030	SILVER	-	16	ITEM	

**SET:** masking fascia  
+ end cap + brush



CODE	COLOUR	LENGTH (mm)	COLLECTIVE PACKAGING	PRICED PER	NET PRICE
219-031	SILVER	-	8	SET	

Soft-close  
for sliding doors **HERKULES**



For set HERKULES 60, 120 and HERKULES Glass



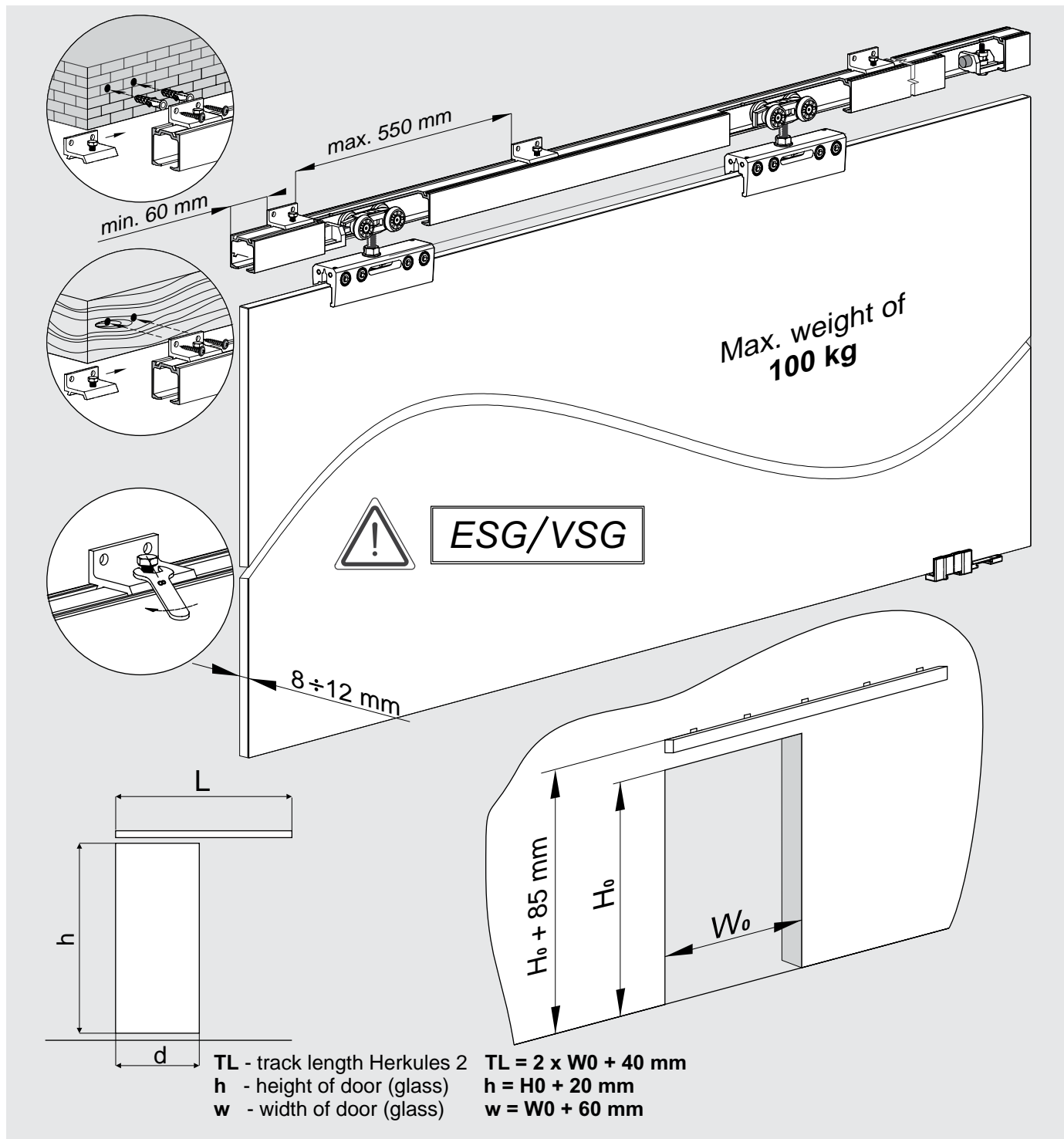
CODE	KG	COLLECTIVE PACKAGING	PRICED PER	NET PRICE
219-032	80	50	ITEM	



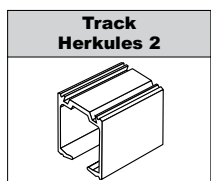
SYSTEM

**HERKULES Glass**

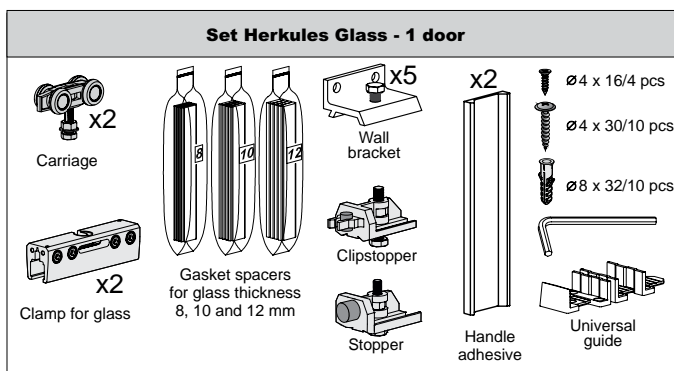
AsseRUNNING METREly instructions for system  
**HERKULES Glass**



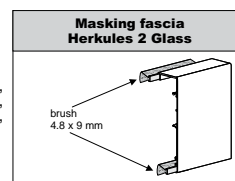
## COMPONENTS



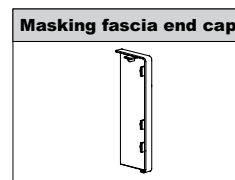
Length:  
1.2 m, 1.5 m, 1.8 m,  
2.0 m, 2.4 m, 3.0 m,  
4.0 m, 6.0 m



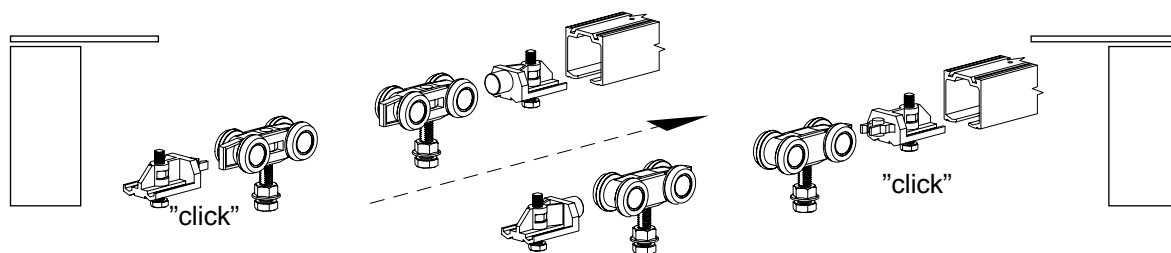
## OPTIONS



Length:  
1.2 m, 1.5 m,  
1.8 m, 2.0 m,  
2.4 m, 3.0 m,  
4.0 m, 6.0 m

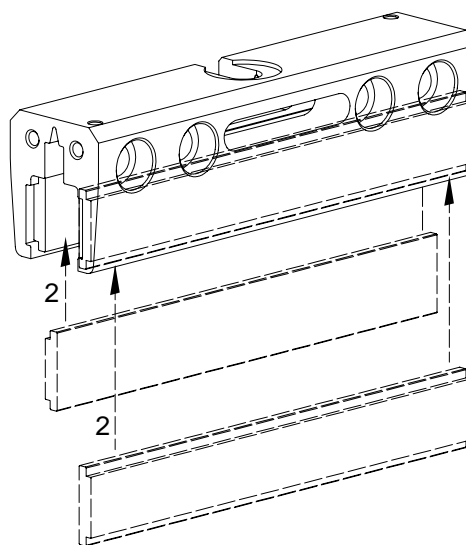
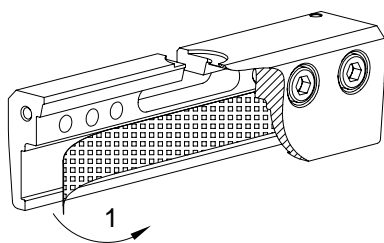






### Mounting gasket spacers in clamp

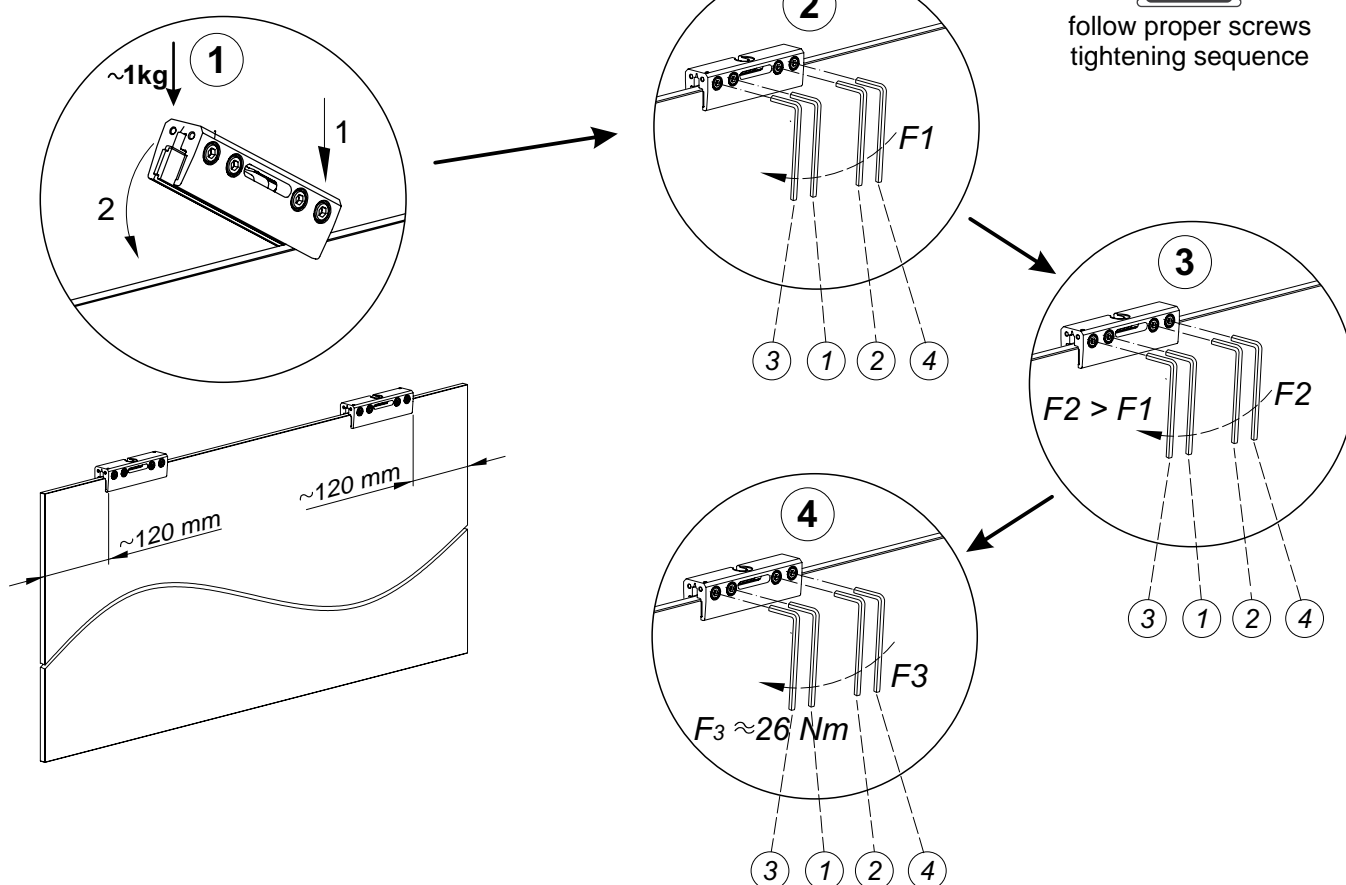
Depending on the thickness of glass (8, 10 or 12 mm)  
use gaskets 8, 10 or 12 mm.



### Installation of clamps on the glass



follow proper screws  
tightening sequence

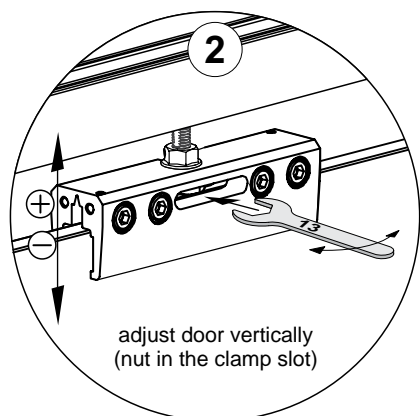
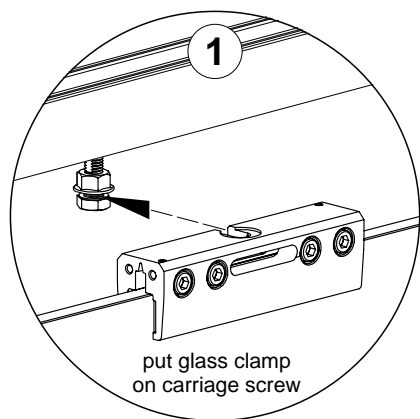




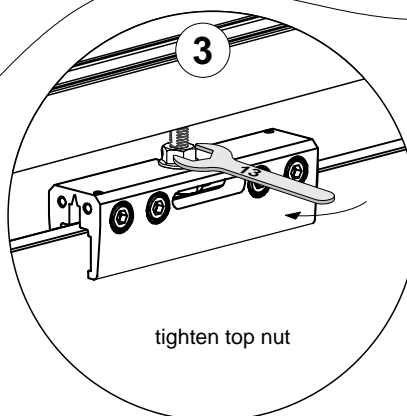
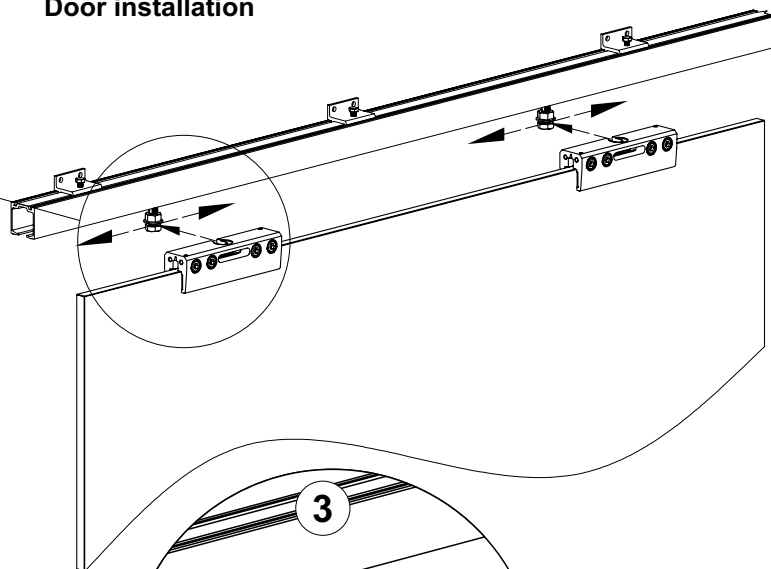
SYSTEM

**HERKULES Glass**

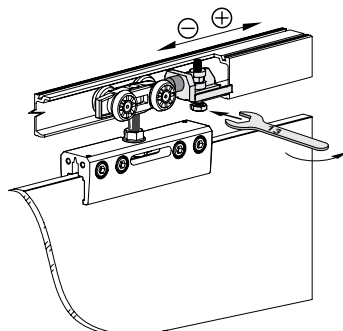
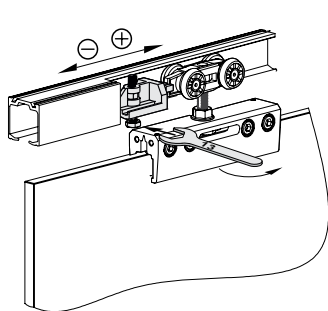
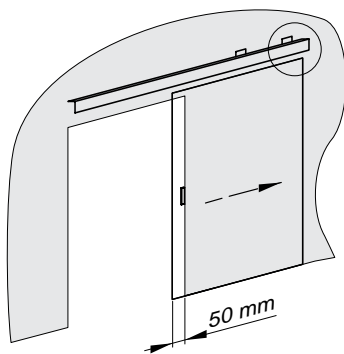
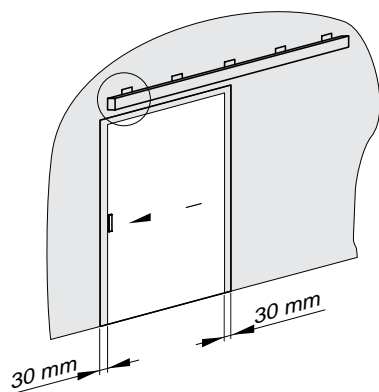
AsseRUNNING METREly instructions for system  
**HERKULES Glass**



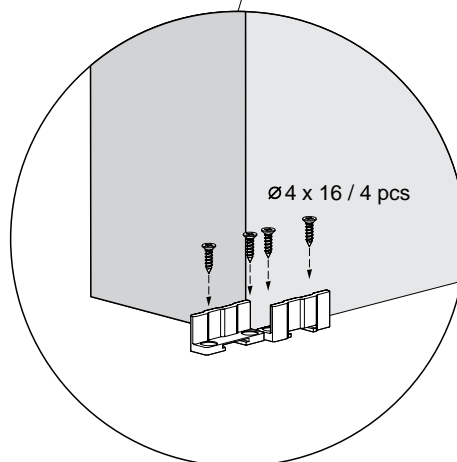
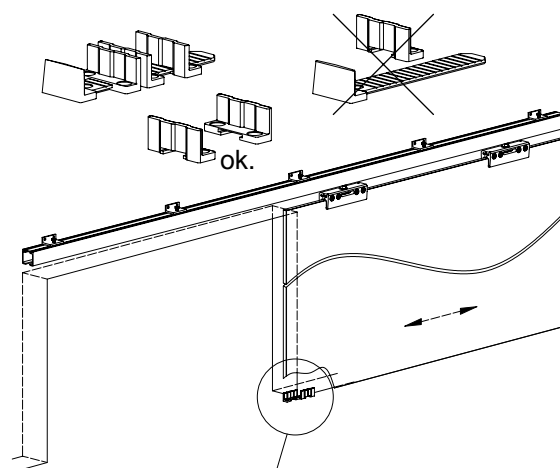
### Door installation



### Horizontal door adjustment

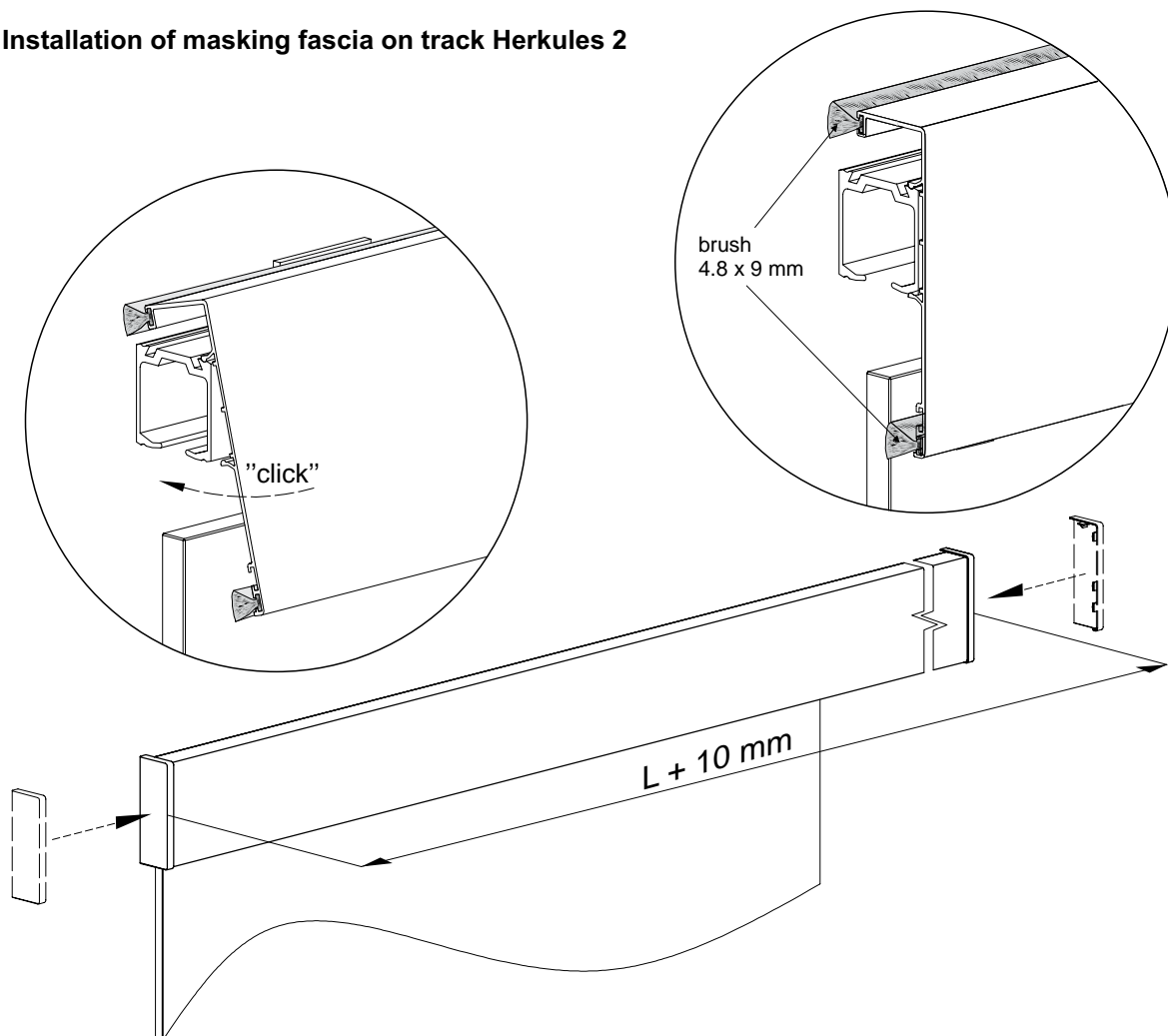


### Guide installation

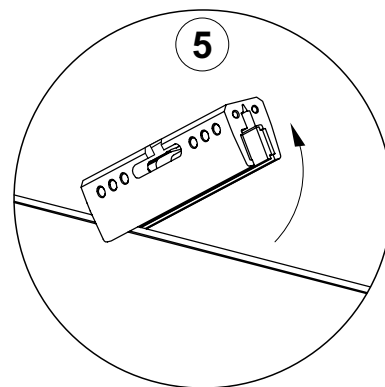
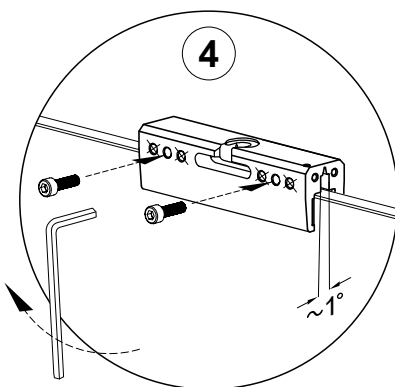
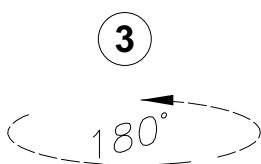
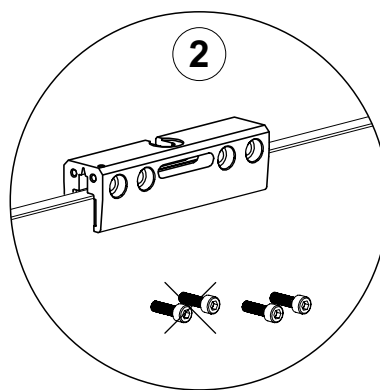
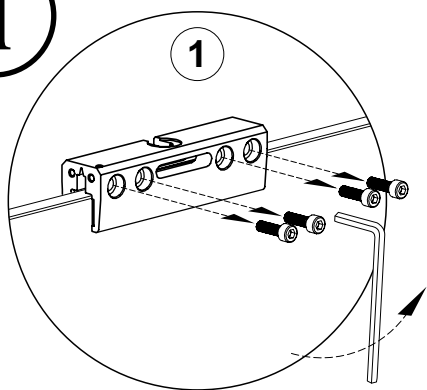




## Installation of masking fascia on track Herkules 2



## Glass clamp dismantling




## SYSTEM

# SYMETRIC



Single track top hung system with simultaneous slide for two doors  
in systems Herkules 60 and Herkules 120. Maximum door load 60 kg.



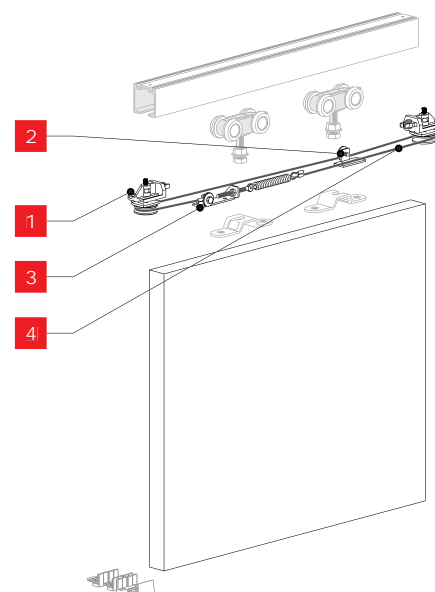
8 kg	14 kg	16 kg	25 kg	35 kg
40 kg	45 kg	50 kg	60 kg	70 kg
100 kg	120 kg			
10mm BOARD	16mm BOARD	18mm BOARD	16-40mm BOARD	16-50mm BOARD
BOARD+MIRROR	4mm MIRROR	4.5mm GLASS	6mm GLASS	8-12mm GLASS
PARTS	ONE PACK	PROGRAMME VICTORIA ABC	BASY BUY	

### CHARACTERISTICS

► Application	Sliding doors
► Track	Single
▼ Carriage system	Top
► Top guide	Ball bearing carriage ( <b>HERKULES 60</b> )
► Bottom guide	Plastic guide
► Construction	Board
► Filling thickness	16-50 mm
► Filling type	Board
► Max. door load	60 kg (H50), 120 kg (H100)
► Max. handle length	n/a (dependent on weight and rigidity of filling)
► Max. track length	6.00 m
► Textile door stops	n/a
► Anti-dust brushes	n/a
► Sales programme	<b>ONE PACK</b> + components are available individually
► Decorative profile programme	n/a

### USAGE

► Pathway doors, built-in furniture (walk-in wardrobes, wardrobes)





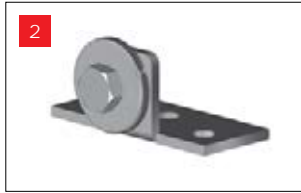
## Basic system components

### Roller for mechanism **SYMETRIC**



CODE	COLLECTIVE PACKAGING	PRICED PER	NET PRICE
219-067	100	ITEM	

### Mounting bracket




CODE	COLLECTIVE PACKAGING	PRICED PER	NET PRICE
219-065	100	ITEM	

### Sprung catch for cord **SYMETRIC**



CODE	COLLECTIVE PACKAGING	PRICED PER	NET PRICE
219-068	100	ITEM	

### Steel cord Ø 1.5 **SYMETRIC**

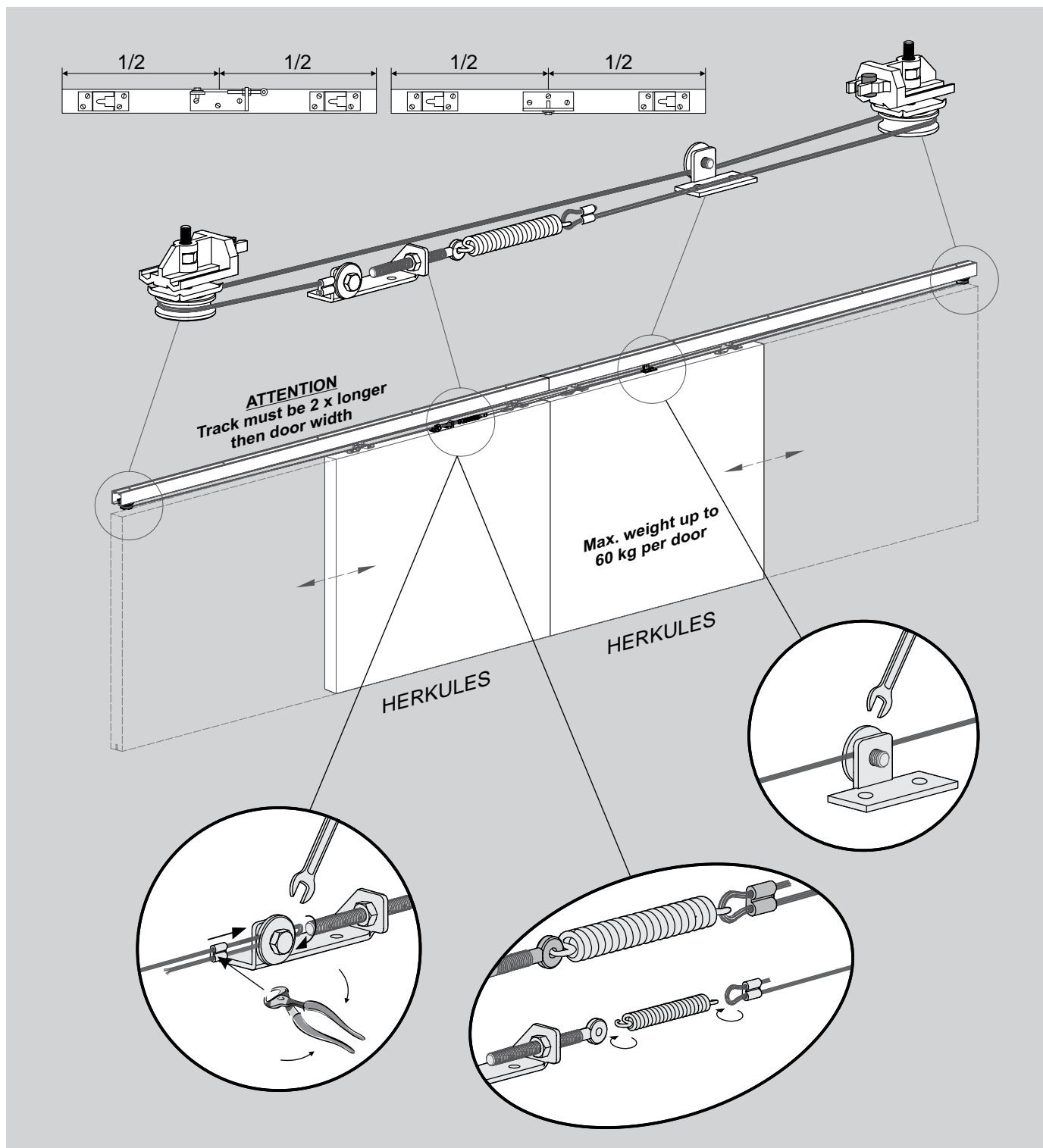


CODE	LENGTH	COLLECTIVE PACKAGING	PRICED PER	NET PRICE
219-069	8 m	100	ITEM	

### Set of connectors **SYMETRIC**



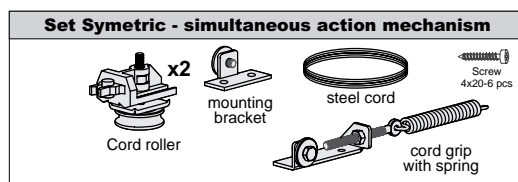
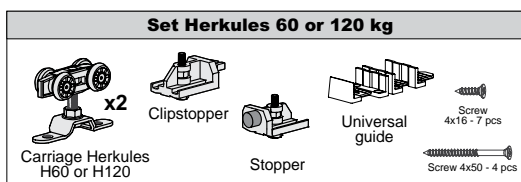
DESCRIPTION	CODE	2 WINGS
SET CODE		219-070
Roller for mechanism SYMETRIC	219-067	2 pcs
Sprung catch for cord SYMETRIC	219-068	1 pc.
Fastening angle section	219-065	1 pc.
Steel cord Ø 1.5 SYMETRIC	219-069	1 pc.
Screws	-	1 set
Assembly instructions	-	1 copy
	NET PRICE	



## COMPONENTS



Length:  
1.2 m, 1.5 m, 1.8 m,  
2.0 m, 2.4 m, 3.0 m,  
4.0 m, 6.0 m





SERIES  
**GEMINI**

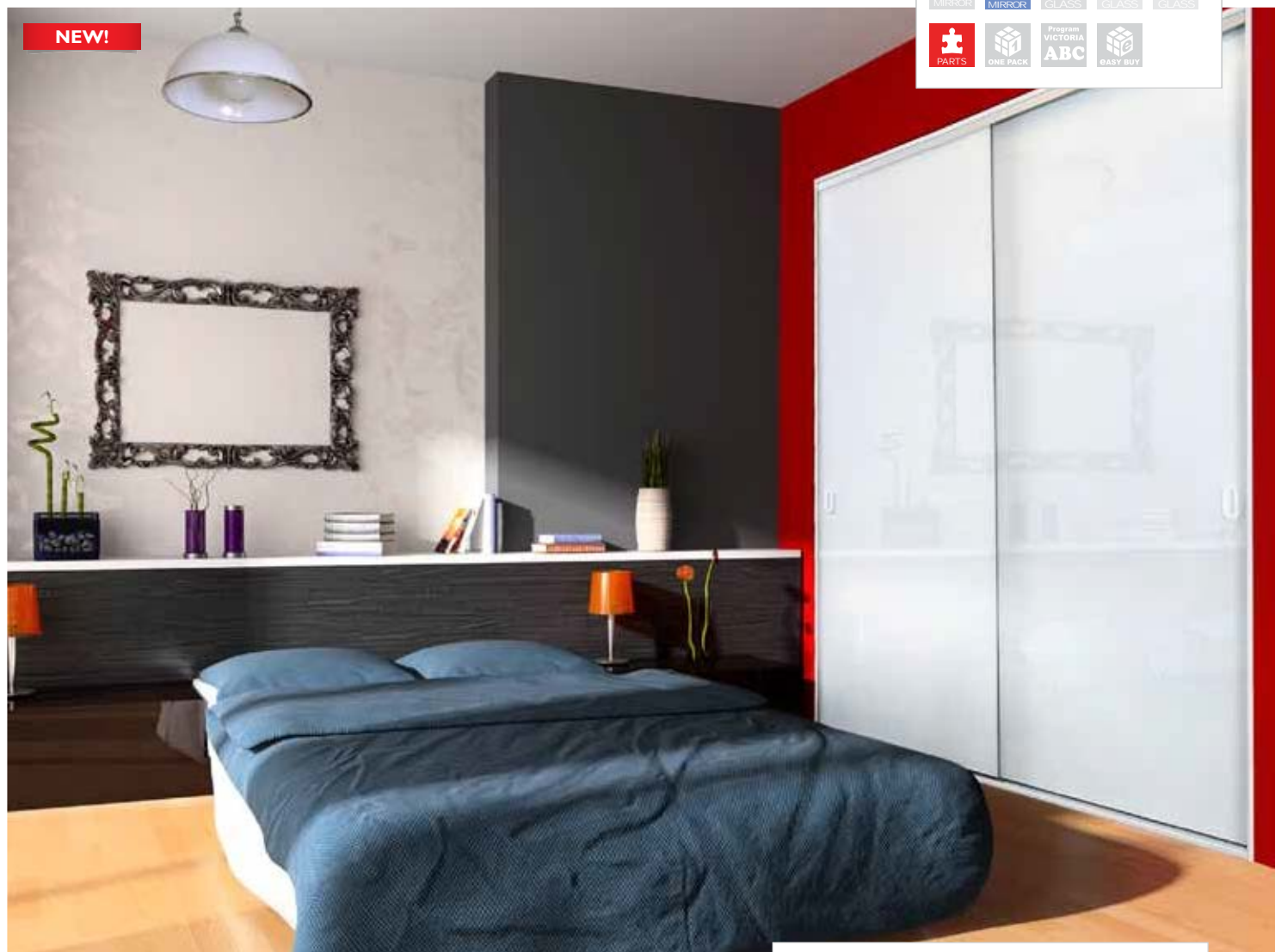


## SYSTEM

# GEMINI 4

Twin track sliding doors with bottom carriage system

8 kg	14 kg	16 kg	25 kg	35 kg
40 kg	45 kg	50 kg	60 kg	70 kg
100 kg	120 kg			
10 mm MFC	16 mm MFC	18 mm MFC	16-40 mm MFC	16-50 mm MFC
MFC + MIRROR	4 mm MIRROR	4.5 mm GLASS	6 mm GLASS	8-12 mm GLASS
PARTS	ONE PACK	Program VICTORIA ABC	EASY BUY	

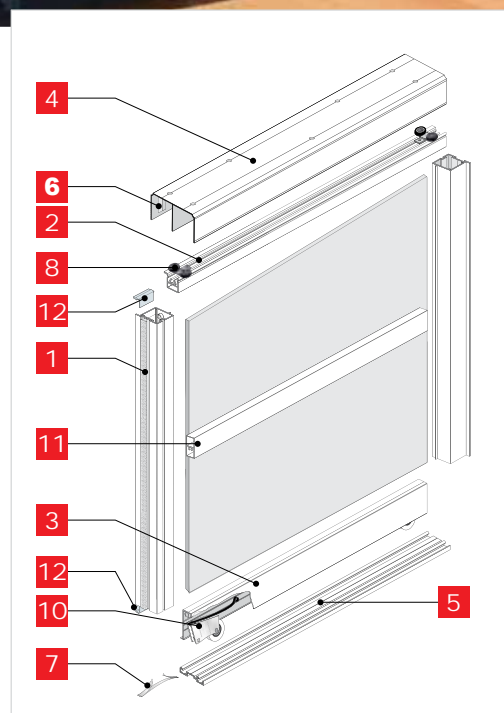


### CHARACTERISTICS

► Application	Sliding doors
► Track	Twin
► Carriage system	Bottom
► Top guide	Ball bearing carriage
► Bottom guide	Ball bearing carriage (load bearing)
► Construction	Frame
► Filling thickness	4 mm
► Filling type	Mirror or coloured glass 4 mm
► Max. door load	50 kg
► Max. handle length	3.00 m
► Max. track length	6.00 m
► Anti-dust brushes	Yes
► Textile door stops	Yes
► Sales programme	Components are available individually
► Decorative profile programme	n/a

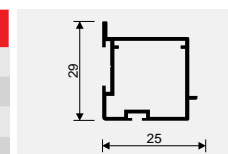
### USAGE

- Built-in furniture, walk-in wardrobes, wardrobes, attics

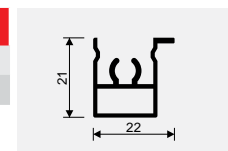


Handle **PAX**

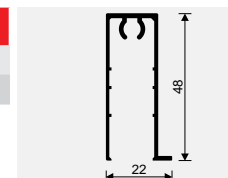

CODE	COLOUR	LENGTH (mm)	COLLECTIVE PACKAGING	PRICED PER	NET PRICE
04094	SILVER	2700	20	ITEM	
04098	WHITE RAL	2700	20	ITEM	
04102	SILVER	3000	20	ITEM	
04101	WHITE RAL	3000	20	ITEM	

Upper horizontal profile **PAX**

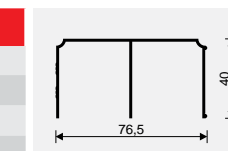
CODE	COLOUR	LENGTH (mm)	COLLECTIVE PACKAGING	PRICED PER	NET PRICE
04096	SILVER	3000	24	ITEM	
04100	WHITE RAL	3000	24	ITEM	

Lower horizontal profile **PAX**

CODE	COLOUR	LENGTH (mm)	COLLECTIVE PACKAGING	PRICED PER	NET PRICE
04095	SILVER	3000	12	ITEM	
04099	WHITE RAL	3000	12	ITEM	

Top track **GEMINI Decor****DECOR**

CODE	COLOUR	LENGTH (mm)	COLLECTIVE PACKAGING	PRICED PER	NET PRICE
01023	SILVER	1700	12	ITEM	
01008	LIGHT BROWN	1700	12	ITEM	
01030	GOLD	1700	12	ITEM	
02501	LIGHT BRONZE with brushed effect	1700	12	ITEM	
03115	BLACK with brushed effect	1700	12	ITEM	
03119	COGNAC with brushed effect	1700	12	ITEM	
04059	WHITE RAL	1700	12	ITEM	
01025	SILVER	2350	12	ITEM	
01010	LIGHT BROWN	2350	12	ITEM	
01032	GOLD	2350	12	ITEM	
02498	LIGHT BRONZE with brushed effect	2350	12	ITEM	
03116	BLACK with brushed effect	2350	12	ITEM	
03120	COGNAC with brushed effect	2350	12	ITEM	
04060	WHITE RAL	2350	12	ITEM	
01026	SILVER	3000	12	ITEM	
01011	LIGHT BROWN	3000	12	ITEM	
01033	GOLD	3000	12	ITEM	
02499	LIGHT BRONZE with brushed effect	3000	12	ITEM	
03117	BLACK with brushed effect	3000	12	ITEM	
03121	COGNAC with brushed effect	3000	12	ITEM	
04016	WHITE RAL	3000	12	ITEM	
03889	WHITE MAT	3000	12	ITEM	
01469	SILVER	4050	12	ITEM	
01439	LIGHT BROWN	4050	12	ITEM	
01462	GOLD	4050	12	ITEM	
02500	LIGHT BRONZE with brushed effect	4050	12	ITEM	
03118	BLACK with brushed effect	4050	12	ITEM	
03122	COGNAC with brushed effect	4050	12	ITEM	
04061	WHITE RAL	4050	12	ITEM	
01391	SILVER	6000	12	ITEM	
01390	LIGHT BROWN	6000	12	ITEM	
01392	GOLD	6000	12	ITEM	

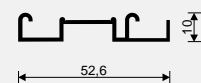


Bottom track **GEMINI Decor****DECOR**

5a



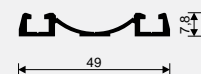
CODE	COLOUR	LENGTH (mm)	COLLECTIVE PACKAGING	PRICED PER	NET PRICE
00809	SILVER	1700	12	ITEM	
00798	LIGHT BROWN	1700	12	ITEM	
00816	GOLD	1700	12	ITEM	
00811	SILVER	2350	12	ITEM	
00800	LIGHT BROWN	2350	12	ITEM	
00818	GOLD	2350	12	ITEM	
00812	SILVER	3000	12	ITEM	
00801	LIGHT BROWN	3000	12	ITEM	
00819	GOLD	3000	12	ITEM	
01474	SILVER	4050	12	ITEM	
01478	LIGHT BROWN	4050	12	ITEM	
01476	GOLD	4050	12	ITEM	
02430	SILVER	6000	12	ITEM	
02429	LIGHT BROWN	6000	12	ITEM	
02431	GOLD	6000	12	ITEM	

Bottom track **ELEGANT Decor****DECOR**

5b



CODE	COLOUR	LENGTH (mm)	COLLECTIVE PACKAGING	PRICED PER	NET PRICE
01277	SILVER	1700	12	ITEM	
01269	LIGHT BROWN	1700	12	ITEM	
01281	GOLD	1700	12	ITEM	
02494	LIGHT BRONZE with brushed effect	1700	12	ITEM	
03107	BLACK with brushed effect	1700	12	ITEM	
03111	COGNAC with brushed effect	1700	12	ITEM	
04056	WHITE RAL	1700	12	ITEM	
01278	SILVER	2350	12	ITEM	
01270	LIGHT BROWN	2350	12	ITEM	
01282	GOLD	2350	12	ITEM	
02495	LIGHT BRONZE with brushed effect	2350	12	ITEM	
03108	BLACK with brushed effect	2350	12	ITEM	
03112	COGNAC with brushed effect	2350	12	ITEM	
04057	WHITE RAL	2350	12	ITEM	
01279	SILVER	3000	12	ITEM	
01271	LIGHT BROWN	3000	12	ITEM	
01283	GOLD	3000	12	ITEM	
02496	LIGHT BRONZE with brushed effect	3000	12	ITEM	
03109	BLACK with brushed effect	3000	12	ITEM	
03113	COGNAC with brushed effect	3000	12	ITEM	
04015	WHITE RAL	3000	12	ITEM	
01470	SILVER	4050	12	ITEM	
01438	LIGHT BROWN	4050	12	ITEM	
01512	GOLD	4050	12	ITEM	
02497	LIGHT BRONZE with brushed effect	4050	12	ITEM	
03110	BLACK with brushed effect	4050	12	ITEM	
03114	COGNAC with brushed effect	4050	12	ITEM	
04058	WHITE RAL	4050	12	ITEM	
02427	SILVER	6000	12	ITEM	
02426	LIGHT BROWN	6000	12	ITEM	
02428	GOLD	6000	12	ITEM	





# Basic system components

Top carriage **FIX** positioner



CODE	COLLECTIVE PACKAGING	PRICED PER	NET PRICE
xxxxx	x	COLLECTIVE PACKAGE	

Stopper for bottom carriage  
**HI-TEC**

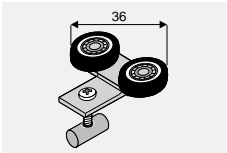


CODE	COLLECTIVE PACKAGING	PRICED PER	NET PRICE
20080	1000	ITEM	

Guiding carriage  
**GEMINI WPGm.-DUO**



CODE	COLLECTIVE PACKAGING	PRICED PER	NET PRICE
10040	400	ITEM	




**SET:** Guiding carriage  
**GEMINI WPGm.-DUO Blister** *i* SET includes two carriages, left and right, fully packed



CODE	COLLECTIVE PACKAGING	PRICED PER	NET PRICE
10049	100	SET	

Soft-close  
**sevromatic mini sv-40**



*i* SET includes 2 items

CODE	KG	COLLECTIVE PACKAGING	PRICED PER	NET PRICE
20258	40	24	SET	



Soft-close

**sevromatic top sv-60 i SV-80****i** SET includes 2 items

CODE	KG	COLLECTIVE PACKAGING	PRICED PER	NET PRICE
20259	60	24	SET	
20267	80	24	SET	

Soft-close

**sevromatic Central SV-40**

CODE	COLLECTIVE PACKAGING	PRICED PER	NET PRICE
20319	xxx	ITEM	

Bottom carriage

**WD 10C Hi-tec**

CODE	COLLECTIVE PACKAGING	PRICED PER	NET PRICE
10044	100	ITEM	

**SET:** Bottom carriage  
**WD 10C Hi-tec Blister****i** SET includes two carriages and stopper for bottom carriage HI-TEC, fully packaged

CODE	COLLECTIVE PACKAGING	PRICED PER	NET PRICE
10050	50	SET	

Bottom carriage

**WD 10V Hi-tec**

CODE	COLLECTIVE PACKAGING	PRICED PER	NET PRICE
10043	100	ITEM	



## SET: Bottom carriage WD 10V Hi-tec Blister

10d



**i** SET includes two carriages and stopper for bottom carriage HI-TEC, fully packaged

CODE	COLLECTIVE PACKAGING	PRICED PER	NET PRICE
10051	50	SET	

## Strengthening profile **PAX**

11



CODE	COLOUR	LENGTH (mm)	COLLECTIVE PACKAGING	PRICED PER	NET PRICE
04161	SILVER	3000	12	ITEM	



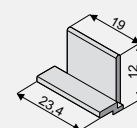
## Gap filler **PAX**

12



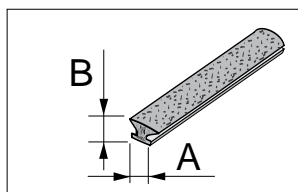
**i** Set includes 4 items

CODE	COLOUR	COLLECTIVE PACKAGING	PRICED PER	NET PRICE
20298	SILVER	100	SET	
20299	WHITE RAL	100	SET	

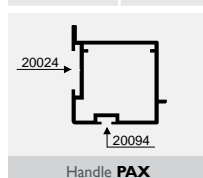


## TEXTILE DOOR STOP and **ANTI-DUST BRUSHES**

**i** All brushes on page 372

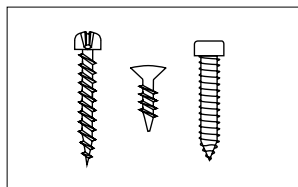


CODE	NAME	A (mm)	B (mm)	ASSEMBLY	COLLECTIVE PACKAGING	PRICED PER	NET PRICE
20024	ANTI-DUST BRUSH	4.8	13	INSERTED	200	RUNNING METRE	
20226	ANTI-DUST BRUSH	4.8	13	INSERTED	10	COLLECTIVE PACKAGE (50 r.m)	
20094	TEXTILE DOOR STOP	14.5	4	INSERTED	200	RUNNING METRE	
20224	TEXTILE DOOR STOP	14.5	4	INSERTED	10	COLLECTIVE PACKAGE (50 r.m)	
20288	TEXTILE DOOR STOP WHITE	14.5	4	INSERTED	10	COLLECTIVE PACKAGE (50 r.m)	

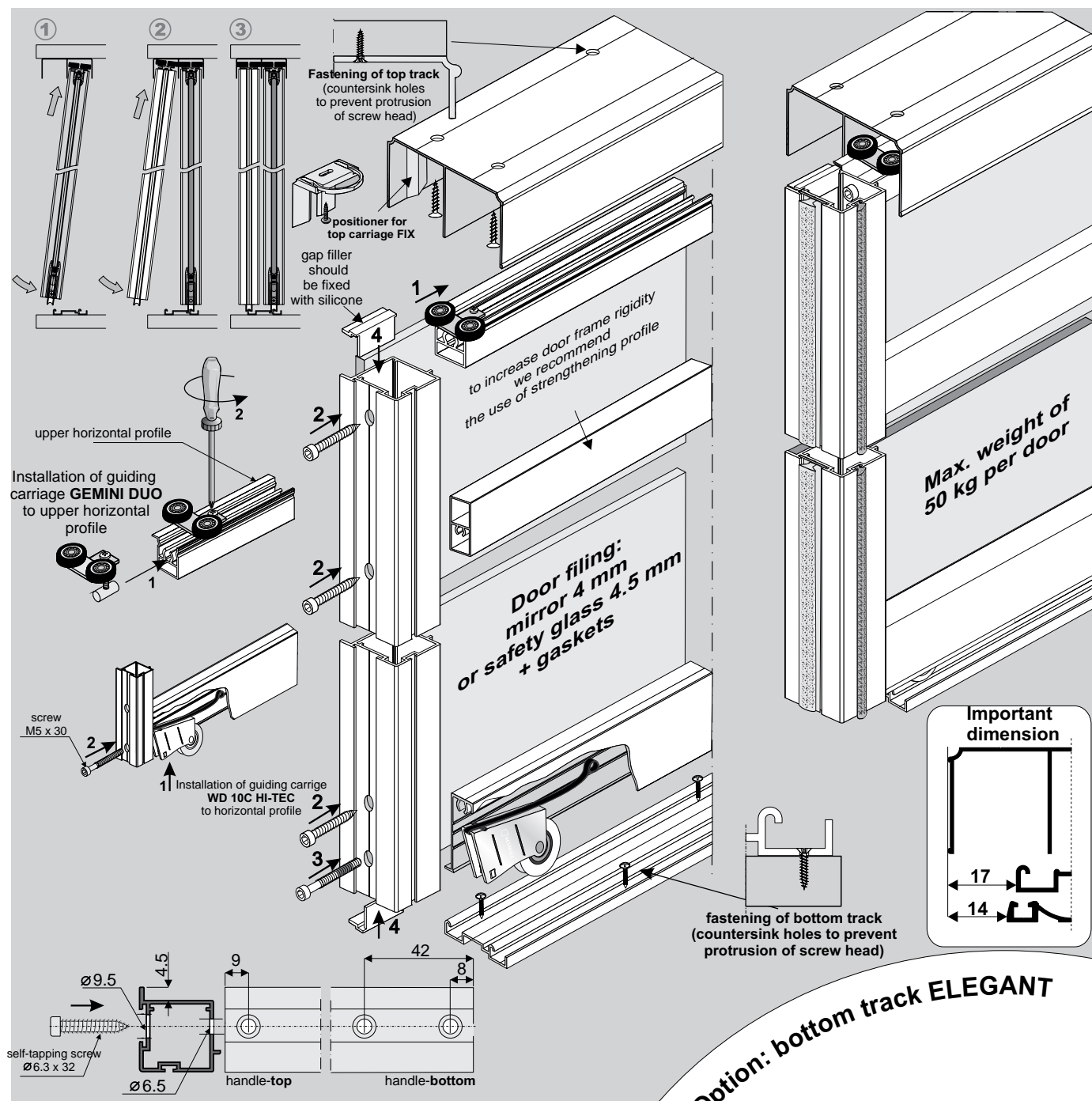


Handle **PAX**

## Screws **SMART** and **UNIX** and **SELF-TAPPING**

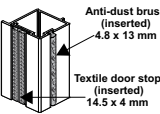
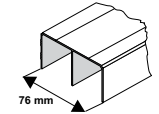
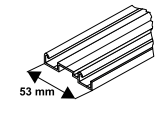
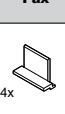

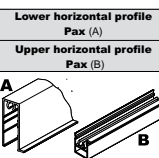
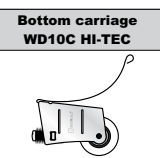



CODE	NAME	DIMENSION (mm)	COLLECTIVE PACKAGING	PRICED PER	NET PRICE
20041	SCREW SMART	2.5 x 18	100	COLLECTIVE PACKAGE	
20092	SCREW SMART	2.5 x 25	100	COLLECTIVE PACKAGE	
20107	COUNTERSUNK SCREW UNIX	3 x 13	20	COLLECTIVE PACKAGE	
20001	SELF-TAPPING SCREW	6.3 x 32	2000	ITEM	



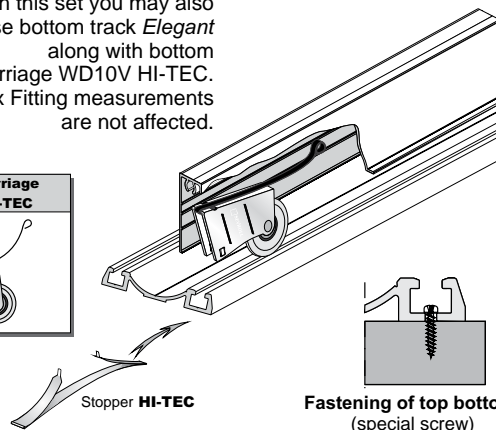

**Option: bottom track ELEGANT**

## COMPONENTS

<b>Handle Pax</b>  Anti-dust brush (inserted) 4.8 x 13 mm Textile door stop (inserted) 14.5 x 4 mm Length 2.7 m	<b>Top track Gemini-Decor</b>  76 mm Length 1.7 m, 2.35 m, 3.0 m, 4.05 m., 6.0 m	<b>Bottom track Gemini-Decor</b>  53 mm Length 1.7 m, 2.35 m, 3.0 m, 4.05 m., 6.0 m	<b>Gap filler Pax</b>  4x
<b>Guiding carriage Gemini WPGm-DUO</b>  Length 2.7 m	<b>Lower horizontal profile Pax (A)</b>  Length A, B 3.0 m	<b>Bottom carriage WD10C HI-TEC</b>  Length 3.0 m	<b>Strengthening profile Pax</b>  Length 3.0 m

You must remember to purchase self-tapping screws to construct each door (4 screws per door).

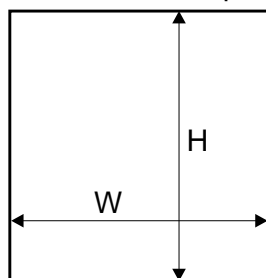
With this set you may also use bottom track *Elegant* along with bottom carriage WD10V HI-TEC. Pax Fitting measurements are not affected.



doorfilling:

- mirror # 4 mm, lacobel

Dimensions of opening

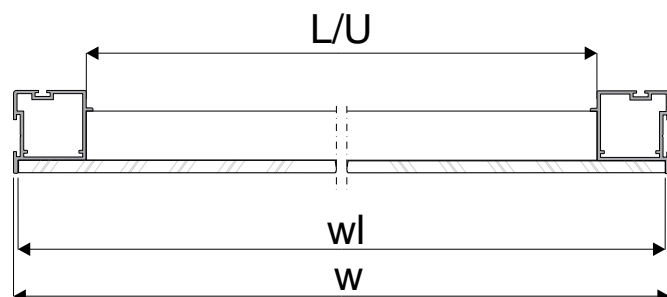


Handle length = door height

Door height - h	$h = H - 38 \text{ mm}$	
<b>Door wing height with soft-close fitted</b>	Mini SV40	$h = H - 42 \text{ mm}$
	Top SV60/80	$h = H - 45 \text{ mm}$
	SV-25/50	$h = H - 38 \text{ mm}$
	Central SV-40	$h = H - 42 \text{ mm}$
mirror height - hm	$hm = h - 4 \text{ mm}$	
Door width - w	$w = (D - 3 + Z) : N$	
Mirror width - wm	$wm = w - 4 \text{ mm}$	
Lower horizontal profile length - L	$L = U = w - 50 \text{ mm}$	
Upper horizontal profile length - U		

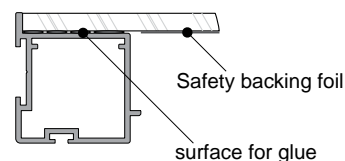
Number of doors - N	2	3
Total overlap - Z	25 mm	50 mm

Visual design - 4 wings	
	$w = (W + 72) : 4$
	$w = (W : 2 + 22) : 2$

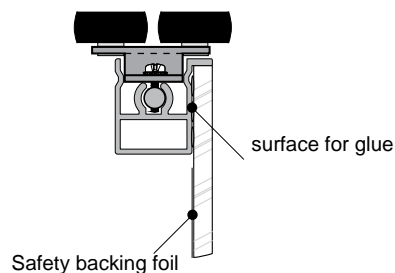


**Installation method for fitting mirror or coloured glass 4 mm**

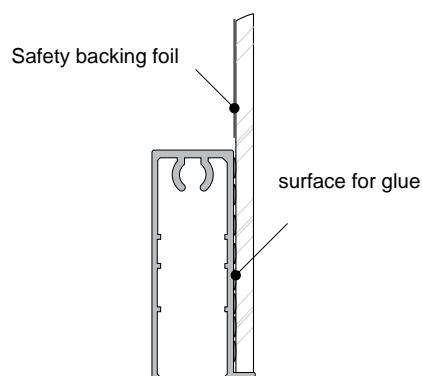
- with handle



- with upper profile



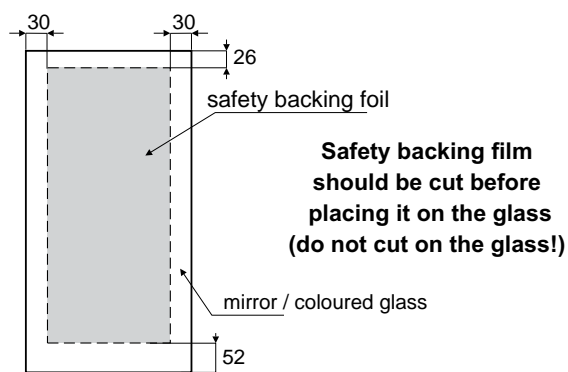
- with lower profile



**it is recommended that mirror / coloured glass is glued to aluminium profiles with specialist glass adhesive**

**ATTENTION!**

*Rear mirror /coloured glass surface must be secured with safety backing foil (excluding glass surface glued with mirror adhesive). The edges of glass must be polished.*



**ATTENTION!**

Remove safety backing film from aluminium elements (handles, tracks, connectors, etc.) prior to cutting them to the desired size. Film removal will reveal quality issues (eg. scratches)


## SYSTEM

## GEMINI 10

Twin track sliding doors with bottom carriage system



8 kg	14 kg	16 kg	25 kg	35 kg
40 kg	45 kg	50 kg	60 kg	70 kg
100 kg	120 kg			
10mm BOARD	16mm BOARD	18mm BOARD	16-40mm BOARD	16-50mm BOARD
BOARD+MIRROR	4mm MIRROR	4.5mm GLASS	6mm GLASS	8-12mm GLASS
PARTS	ONE PACK	ABC	EASY BUY	

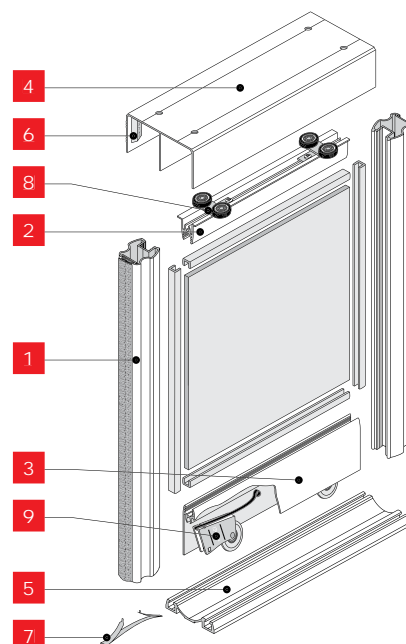


## CHARACTERISTICS

► Application	Sliding doors
► Track	Twin
▼ Carriage system	Bottom
► Top guide	Ball bearing carriage
► Bottom guide	Ball bearing carriage (load bearing)
► Construction	Frame
► Filling thickness	10 mm
► Filling type	10 mm MFC or 4.5 mm safety glass or 4 mm mirror
► Max. door load	50 kg
► Max. handle length	2.70 m
► Max. track length	6.00 m
► Textile door stops	Yes
► Anti-dust brushes	Yes
► Sales programme	Components are available individually
► Decorative profile programme	DECOR

## USAGE

- Built-in furniture, walk-in wardrobes, wardrobes, attics





## Basic system components

1

Handle **GEMINI Decor****DECOR**

1a



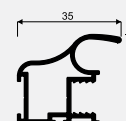
CODE	COLOUR	LENGTH (mm)	COLLECTIVE PACKAGING	PRICED PER	NET PRICE
02284	SILVER	2700	10	ITEM	
02283	LIGHT BROWN	2700	10	ITEM	
02285	GOLD	2700	10	ITEM	

Handle **10-KA II**

1b



CODE	COLOUR	LENGTH (mm)	COLLECTIVE PACKAGING	PRICED PER	NET PRICE
02287	SILVER	2700	20	ITEM	
02286	LIGHT BROWN	2700	20	ITEM	
02288	GOLD	2700	20	ITEM	

Handle **FOX****i** Handle suitable to use with angled door system and lock.

1c



CODE	COLOUR	LENGTH (mm)	COLLECTIVE PACKAGING	PRICED PER	NET PRICE
02422	SILVER	2700	20	ITEM	
02423	LIGHT BROWN	2700	20	ITEM	
02424	GOLD	2700	20	ITEM	
02425	LIGHT BROWN with brushed effect	2700	20	ITEM	
03105	BLACK with brushed effect	2700	20	ITEM	
03106	COGNAC with brushed effect	2700	20	ITEM	

Handle **JULIA II**

1e



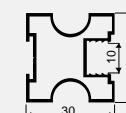
CODE	COLOUR	LENGTH (mm)	COLLECTIVE PACKAGING	PRICED PER	NET PRICE
02713	SILVER	2700	20	ITEM	
02711	LIGHT BROWN	2700	20	ITEM	
02714	GOLD	2700	20	ITEM	

Handle **KARAT**

1f



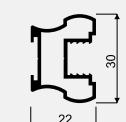
CODE	COLOUR	LENGTH (mm)	COLLECTIVE PACKAGING	PRICED PER	NET PRICE
03173	SILVER	2700	20	ITEM	
03172	LIGHT BROWN	2700	20	ITEM	

Handle **ROMEO II**

1g



CODE	COLOUR	LENGTH (mm)	COLLECTIVE PACKAGING	PRICED PER	NET PRICE
02692	SILVER	2700	20	ITEM	
02690	LIGHT BROWN	2700	20	ITEM	
02693	GOLD	2700	20	ITEM	





### Upper horizontal profile **Decor**

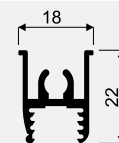


#### DECOR

2



CODE	COLOUR	LENGTH (mm)	COLLECTIVE PACKAGING	PRICED PER	NET PRICE
02912	SILVER	1700	24	ITEM	
02908	LIGHT BROWN	1700	24	ITEM	
02916	GOLD	1700	24	ITEM	
03042	LIGHT BROWN with brushed effect	1700	24	ITEM	
03097	BLACK with brushed effect	1700	24	ITEM	
03100	COGNAC with brushed effect	1700	24	ITEM	
02913	SILVER	2350	24	ITEM	
02909	LIGHT BROWN	2350	24	ITEM	
02917	GOLD	2350	24	ITEM	
03043	LIGHT BROWN with brushed effect	2350	24	ITEM	
03098	BLACK with brushed effect	2350	24	ITEM	
03101	COGNAC with brushed effect	2350	24	ITEM	
02914	SILVER	3000	24	ITEM	
02910	LIGHT BROWN	3000	24	ITEM	
02918	GOLD	3000	24	ITEM	
03044	LIGHT BROWN with brushed effect	3000	24	ITEM	
03099	BLACK with brushed effect	3000	24	ITEM	
03102	COGNAC with brushed effect	3000	24	ITEM	
02915	SILVER	6000	24	ITEM	
02911	LIGHT BROWN	6000	24	ITEM	
02919	GOLD	6000	24	ITEM	



### Lower horizontal profile **Decor**

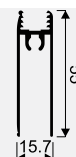


#### DECOR

3



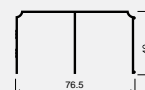
CODE	COLOUR	LENGTH (mm)	COLLECTIVE PACKAGING	PRICED PER	NET PRICE
00161	SILVER	1700	12	ITEM	
00152	LIGHT BROWN	1700	12	ITEM	
00164	GOLD	1700	12	ITEM	
02490	LIGHT BROWN with brushed effect	1700	12	ITEM	
03091	BLACK with brushed effect	1750	12	ITEM	
03094	COGNAC with brushed effect	1750	12	ITEM	
00162	SILVER	2350	12	ITEM	
00153	LIGHT BROWN	2350	12	ITEM	
00165	GOLD	2350	12	ITEM	
02491	LIGHT BROWN with brushed effect	2350	12	ITEM	
03092	BLACK with brushed effect	2350	12	ITEM	
03095	COGNAC with brushed effect	2350	12	ITEM	
00163	SILVER	3000	12	ITEM	
00155	LIGHT BROWN	3000	12	ITEM	
00166	GOLD	3000	12	ITEM	
02492	LIGHT BROWN with brushed effect	3000	12	ITEM	
03093	BLACK with brushed effect	3000	12	ITEM	
03096	COGNAC with brushed effect	3000	12	ITEM	
02764	SILVER	6000	12	ITEM	
02763	LIGHT BROWN	6000	12	ITEM	
02827	GOLD	6000	12	ITEM	



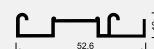


Top track **GEMINI - Decor****DECOR**

CODE	COLOUR	LENGTH (mm)	COLLECTIVE PACKAGING	PRICED PER	NET PRICE
01023	SILVER	1700	12	ITEM	
01008	LIGHT BROWN	1700	12	ITEM	
01030	GOLD	1700	12	ITEM	
02501	LIGHT BRONZE with brushed effect	1700	12	ITEM	
03115	BLACK with brushed effect	1700	12	ITEM	
03119	COGNAC with brushed effect	1700	12	ITEM	
01025	SILVER	2350	12	ITEM	
01010	LIGHT BROWN	2350	12	ITEM	
01032	GOLD	2350	12	ITEM	
02498	LIGHT BRONZE with brushed effect	2350	12	ITEM	
03116	BLACK with brushed effect	2350	12	ITEM	
03120	COGNAC with brushed effect	2350	12	ITEM	
01026	SILVER	3000	12	ITEM	
01011	LIGHT BROWN	3000	12	ITEM	
01033	GOLD	3000	12	ITEM	
02499	LIGHT BRONZE with brushed effect	3000	12	ITEM	
03117	BLACK with brushed effect	3000	12	ITEM	
03121	COGNAC with brushed effect	3000	12	ITEM	
01469	SILVER	4050	12	ITEM	
01439	LIGHT BROWN	4050	12	ITEM	
01462	GOLD	4050	12	ITEM	
02500	LIGHT BRONZE with brushed effect	4050	12	ITEM	
03118	BLACK with brushed effect	4050	12	ITEM	
03122	COGNAC with brushed effect	4050	12	ITEM	
01391	SILVER	6000	12	ITEM	
01390	LIGHT BROWN	6000	12	ITEM	
01392	GOLD	6000	12	ITEM	
03424	LIGHT BRONZE with brushed effect	6000	12	ITEM	
03222	BLACK with brushed effect	6000	12	ITEM	
03524	COGNAC with brushed effect	6000	12	ITEM	

Bottom track **GEMINI Decor****DECOR**

CODE	COLOUR	LENGTH (mm)	COLLECTIVE PACKAGING	PRICED PER	NET PRICE
00809	SILVER	1700	12	ITEM	
00798	LIGHT BROWN	1700	12	ITEM	
00816	GOLD	1700	12	ITEM	
00811	SILVER	2350	12	ITEM	
00800	LIGHT BROWN	2350	12	ITEM	
00818	GOLD	2350	12	ITEM	
00812	SILVER	3000	12	ITEM	
00801	LIGHT BROWN	3000	12	ITEM	
00819	GOLD	3000	12	ITEM	
01474	SILVER	4050	12	ITEM	
01478	LIGHT BROWN	4050	12	ITEM	
01476	GOLD	4050	12	ITEM	
02430	SILVER	6000	12	ITEM	
02429	LIGHT BROWN	6000	12	ITEM	
02431	GOLD	6000	12	ITEM	

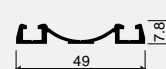


Bottom track **ELEGANT - Decor** **DECOR**

5b



CODE	COLOUR	LENGTH (mm)	COLLECTIVE PACKAGING	PRICED PER	NET PRICE
01277	SILVER	1700	12	ITEM	
01269	LIGHT BROWN	1700	12	ITEM	
01281	GOLD	1700	12	ITEM	
02494	LIGHT BROWN with brushed effect	1700	12	ITEM	
03107	BLACK with brushed effect	1700	12	ITEM	
03111	COGNAC with brushed effect	1700	12	ITEM	
01278	SILVER	2350	12	ITEM	
01270	LIGHT BROWN	2350	12	ITEM	
01282	GOLD	2350	12	ITEM	
02495	LIGHT BROWN with brushed effect	2350	12	ITEM	
03108	BLACK with brushed effect	2350	12	ITEM	
03112	COGNAC with brushed effect	2350	12	ITEM	
01279	SILVER	3000	12	ITEM	
01271	LIGHT BROWN	3000	12	ITEM	
01283	GOLD	3000	12	ITEM	
02496	LIGHT BROWN with brushed effect	3000	12	ITEM	
03109	BLACK with brushed effect	3000	12	ITEM	
03113	COGNAC with brushed effect	3000	12	ITEM	
01470	SILVER	4050	12	ITEM	
01438	LIGHT BROWN	4050	12	ITEM	
01512	GOLD	4050	12	ITEM	
02497	LIGHT BROWN with brushed effect	4050	12	ITEM	
03110	BLACK with brushed effect	4050	12	ITEM	
03114	COGNAC with brushed effect	4050	12	ITEM	
02427	SILVER	6000	12	ITEM	
02426	LIGHT BROWN	6000	12	ITEM	
02428	GOLD	6000	12	ITEM	
03423	LIGHT BROWN with brushed effect	6000	12	ITEM	
03223	BLACK with brushed effect	6000	12	ITEM	
03523	COGNAC with brushed effect	6000	12	ITEM	

Top carriage **DUO** positioner**i** Collective package contains 100 positioners

6



CODE	COLLECTIVE PACKAGING	PRICED PER	NET PRICE
20104	1	COLLECTIVE PACKAGE	

Stopper for  
bottom carriage **HI-TEC**

7



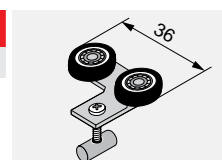
CODE	COLLECTIVE PACKAGING	PRICED PER	NET PRICE
20080	1000	ITEM	

Guiding carriage  
**I0-KA WPI0-DUO****i** Code 10038 applies to L&R carriage

8a



CODE	COLLECTIVE PACKAGING	PRICED PER	NET PRICE
10038	100	ITEM	





## Basic system components

### SET: Guiding carriage 10-KA WPI0-DUO Blister

**i** Set includes two carriages, left and right, fully packaged

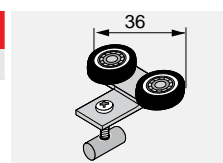


CODE	COLLECTIVE PACKAGING	PRICED PER	NET PRICE
10045	100	SET	

### Guiding carriage GEMINI WPGm.-DUO



CODE	COLLECTIVE PACKAGING	PRICED PER	NET PRICE
10040	400	ITEM	



### SET: Guiding carriage GEMINI WPGm.-DUO Blister

**i** Set includes two carriages, left and right, fully packaged



CODE	COLLECTIVE PACKAGING	PRICED PER	NET PRICE
10049	100	SET	

### Soft-Close SEVROMATIC SV-25 i SV-50

**i** Set includes 2 items L & R



CODE	KG	COLLECTIVE PACKAGING	PRICED PER	NET PRICE
20139	25	24	SET	
20200	50	24	SET	



### Soft-Close SEVROMATIC MINI SV-40

**i** Set includes 2 items



CODE	KG	COLLECTIVE PACKAGING	PRICED PER	NET PRICE
20258	40	24	SET	

### Soft-Close SEVROMATIC TOP SV-60 i SV-80

**i** Set includes 2 items



CODE	KG	COLLECTIVE PACKAGING	PRICED PER	NET PRICE
20259	60	24	SET	
20267	80	24	SET	



SYSTEM

## GEMINI 10

## Basic system components

Bottom carriage  
WD 10C HI-TEC

CODE	COLLECTIVE PACKAGING	PRICED PER	NET PRICE
10044	100	ITEM	

SET: Bottom carriage  
WD 10C HI-TEC Blister

**i** Set includes two carriages fully packaged

CODE	COLLECTIVE PACKAGING	PRICED PER	NET PRICE
10050	50	SET	

Bottom carriage  
WD 10V HI-TEC

CODE	COLLECTIVE PACKAGING	PRICED PER	NET PRICE
10043	100	ITEM	

SET: Bottom carriage  
WD 10V HI-TEC Blister

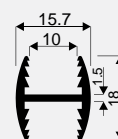
**i** Set includes two carriages and stopper for bottom carriage HI-TEC, fully packaged

CODE	COLLECTIVE PACKAGING	PRICED PER	NET PRICE
10051	50	SET	

## H10 profile



CODE	COLOUR	LENGTH (mm)	COLLECTIVE PACKAGING	PRICED PER	NET PRICE
00207	SILVER	3000	30	ITEM	
00204	LIGHT BROWN	3000	30	ITEM	
00208	GOLD	3000	30	ITEM	
02493	LIGHT BROWN with brushed effect	3000	30	ITEM	
03103	BLACK with brushed effect	3000	30	ITEM	
03104	COGNAC with brushed effect	3000	30	ITEM	



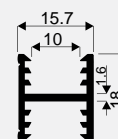
## H10 profile - Decor



## DECOR



CODE	COLOUR	LENGTH (mm)	COLLECTIVE PACKAGING	PRICED PER	NET PRICE
01617	SILVER	3000	30	ITEM	
01616	LIGHT BROWN	3000	30	ITEM	
01618	GOLD	3000	30	ITEM	



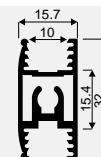


## Basic system components

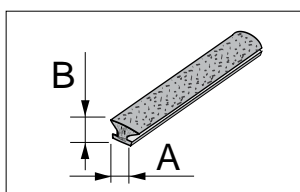
### H30 profile - Decor


**DECOR**


CODE	COLOUR	LENGTH (mm)	COLLECTIVE PACKAGING	PRICED PER	NET PRICE
00222	SILVER	3000	20	ITEM	
00219	LIGHT BROWN	3000	20	ITEM	
00223	GOLD	3000	20	ITEM	



### TEXTILE DOOR STOP and ANTI-DUST BRUSHES

*i* All brushes on page 372


CODE	NAME	A (mm)	B (mm)	INSTALLATION	COLLECTIVE PACKAGING	PRICED PER	NET PRICE
20024	ANTI-DUST BRUSH	4.8	13	INSERTED	200	RUNNING METRE	
20226	ANTI-DUST BRUSH	4.8	13	INSERTED	10	COLLECTIVE PACKAGE (60 r.m.)	
20094	TEXTILE DOOR STOP	14.5	4	INSERTED	200	RUNNING METRE	
20224	TEXTILE DOOR STOP	14.5	4	INSERTED	10	COLLECTIVE PACKAGE (60 r.m.)	

20094


Handle **ROMEO II**

20094


Handle **JULIA II**

20094


Handle **IO-KA II**

20094


Handle **FOX**

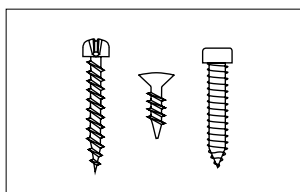
20094


Handle **GEMINI**

20094

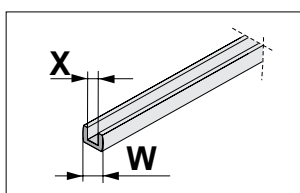

Handle **KARAT**

### Screws **SMART, UNIX** and **SELF-TAPPING**

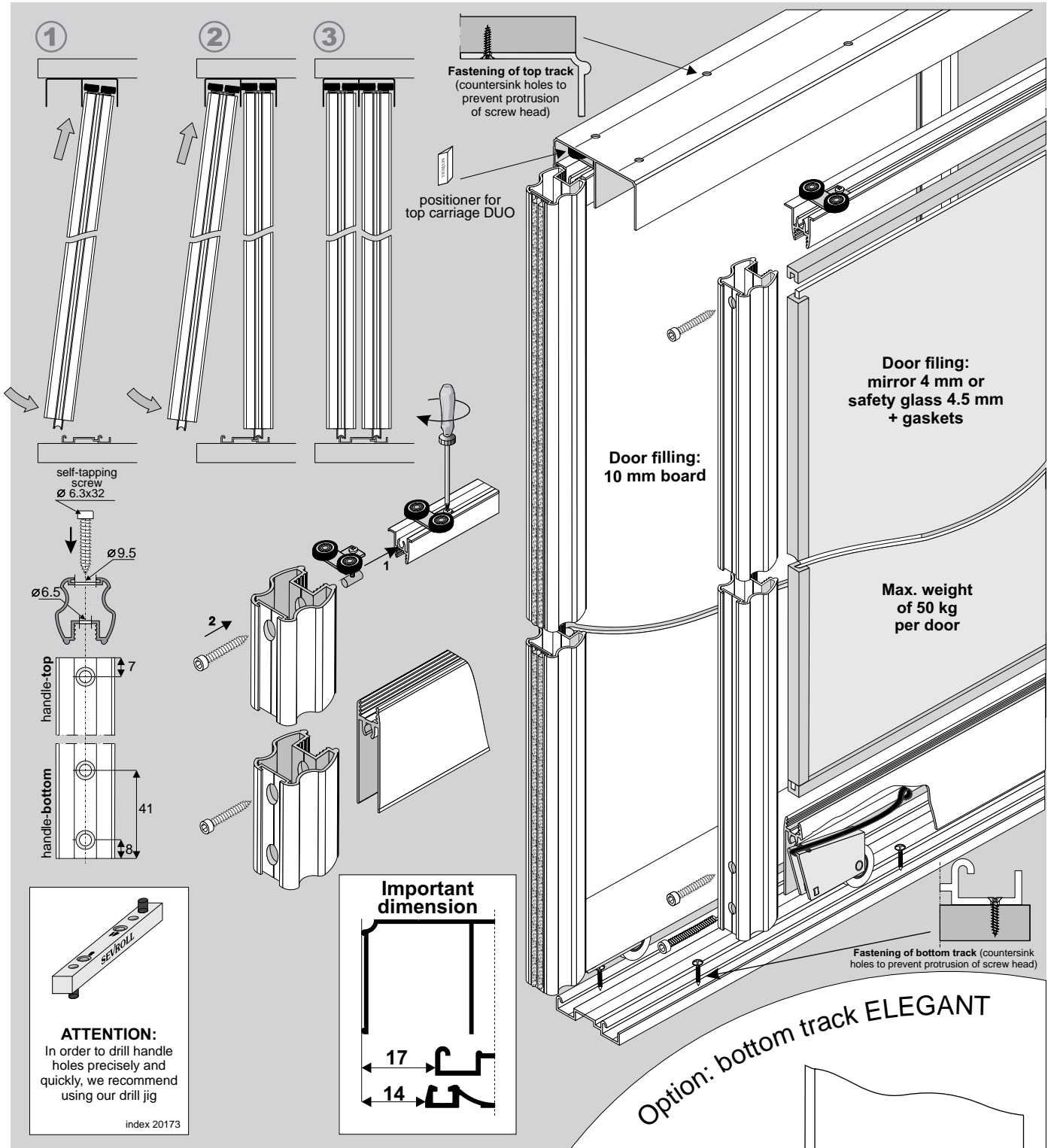
*i* Collective package contains 100 screws


CODE	NAME	DIMENSIONS (mm)	COLLECTIVE PACKAGING	PRICED PER	NET PRICE
20041	SCREW SMART	2.5 x 18	1	COLLECTIVE PACKAGE	
20092	SCREW SMART	2.5 x 25	1	COLLECTIVE PACKAGE	
20107	COUNTERSUNK SCREW UNIX	3 x 13	1	COLLECTIVE PACKAGE	
20001	SELF-TAPPING SCREW	6.3 x 32	2000	ITEM	

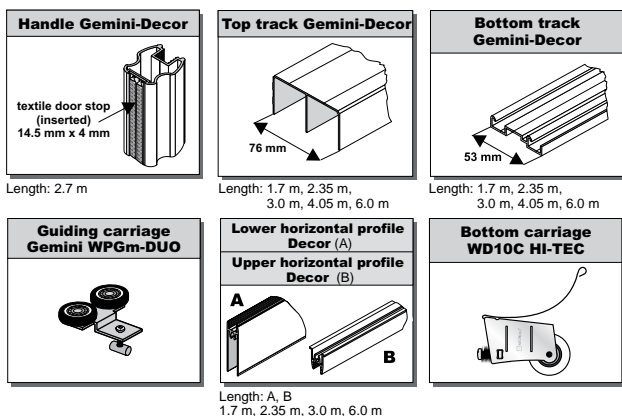
### GASKET

*i* All gaskets on page 372


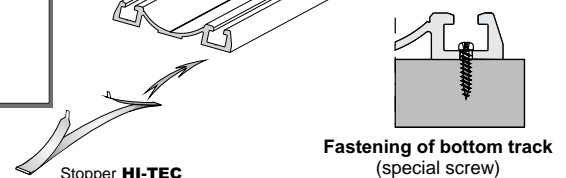
CODE	X (mm)	W (mm)	COLLECTIVE PACKAGING	PRICED PER	NET PRICE
20031	4	10	100	RUNNING METRE	
20032	4.5	10	100	RUNNING METRE	
20033	6	10	100	RUNNING METRE	
20098	6.4	10	100	RUNNING METRE	
20052	8	10	100	RUNNING METRE	



## COMPONENTS



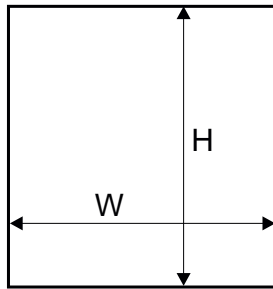
With Gemini Decor set you may also use bottom track **Elegant** along with bottom carriage WD 10 V HI-TEC. Fitting measurements are not affected.



You must remember to purchase self-tapping screws to construct each door (4 screws per door). When using safety glass, you must also remember to purchase gaskets.



## Dimensions of opening

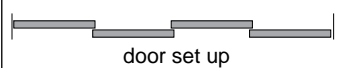
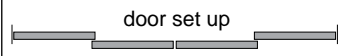


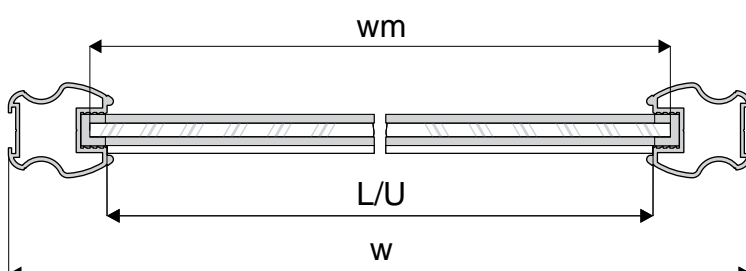
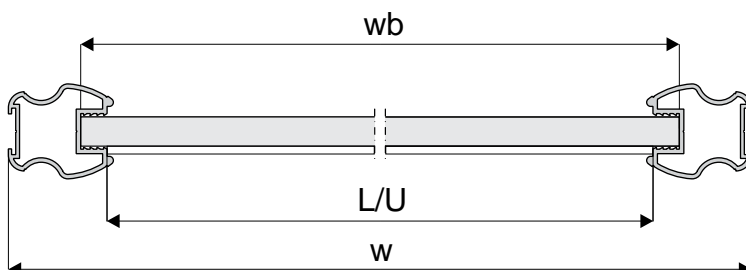
door filling:  
# 10 mm board,  
# 4 mm mirror or  
# 4.5 mm safety glass

handle length = door height

door height	- h	$h = H - 38 \text{ mm}$
door wing height with soft-close fitted	Mini SV40	$h = H - 42 \text{ mm}$
	Top SV60/80	$h = H - 45 \text{ mm}$
	SV-25 SV-50	$h = H - 38 \text{ mm}$
board height	- hb	$hb = h - 64 \text{ mm}$
door width	- w	$w = (W - 3 + Z) : N$
board width	- wb	$wb = w - 46 \text{ mm}$
lower horizontal profile length - L upper horizontal profile length - U		$L = U = w - 62 \text{ mm}$
mirror height	- hm	$hm = hb$
mirror width	- wm	$wm = wb - 4 \text{ mm}$

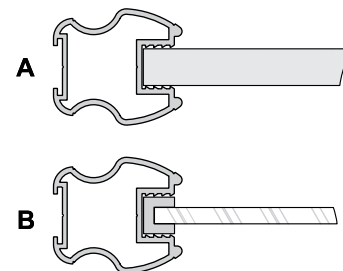
number of doors	- N	2	3
total overlap	- Z	32 mm	64 mm

visual design - 4 wings	
	$w = (W + 93) : 4$
	$w = (W : 2 + 29) : 2$

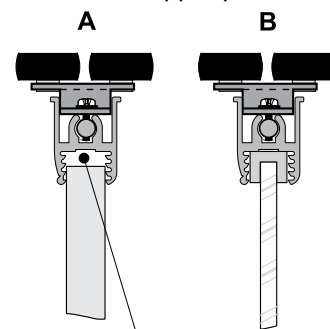


Installation method for fitting 10 mm board (diag. A) and 4 mm mirror or glass (diag. B)

- with handle

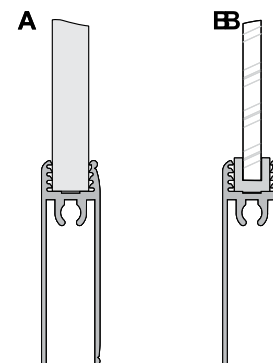


- with upper profile



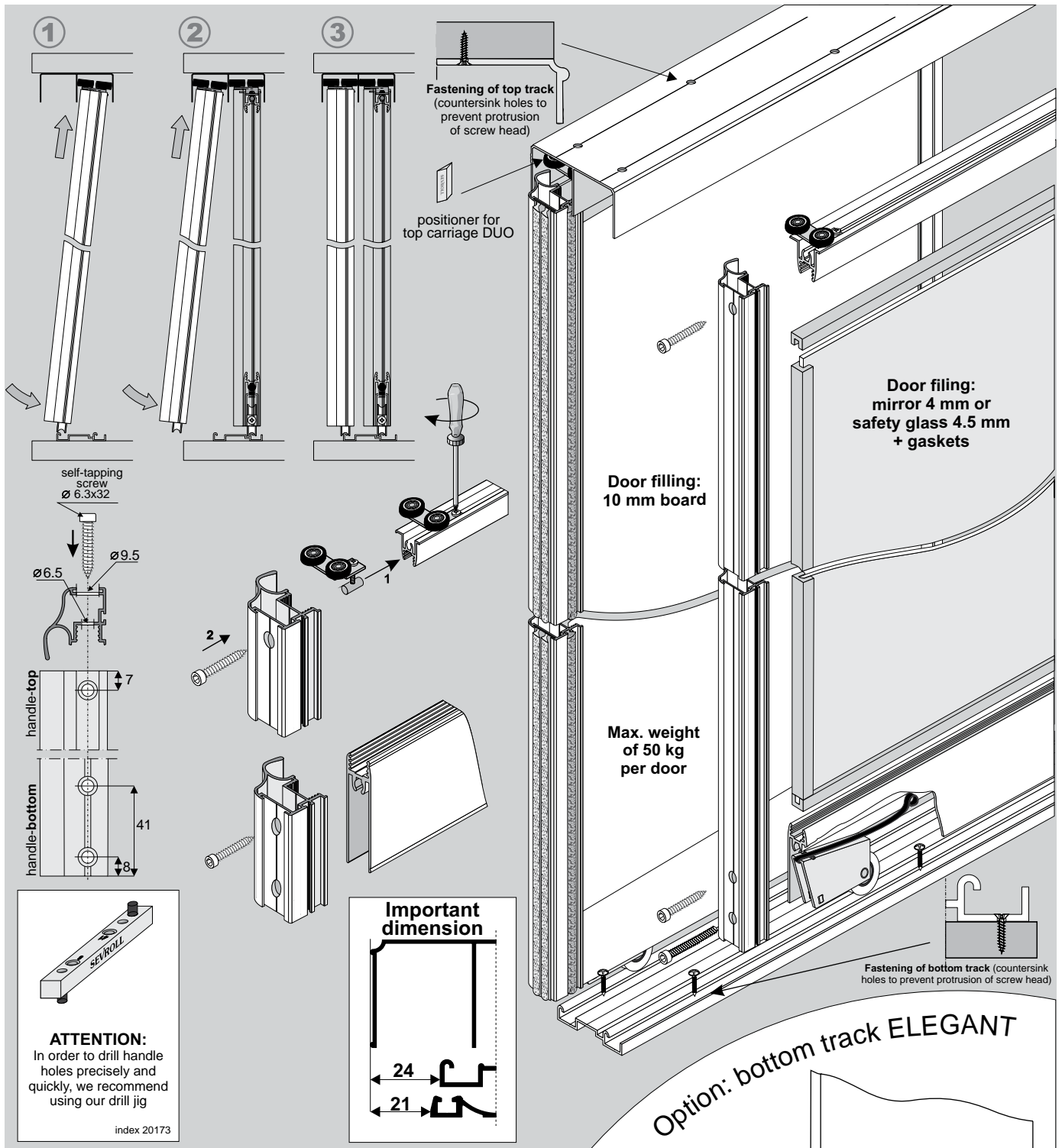
construction clearance included in the calculation of the height of board

- with lower profile


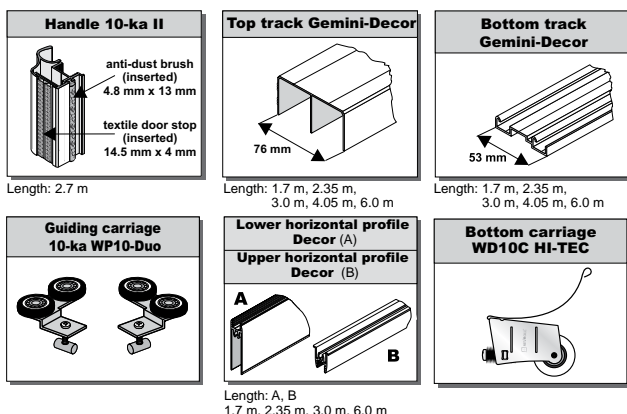


## ATTENTION!

Mirror (4 mm) should be used with a safety backing film. Safety glass (4.5 mm) comprises of two thin layers with a film in-between. Both mirror and glass need fitting gasket.

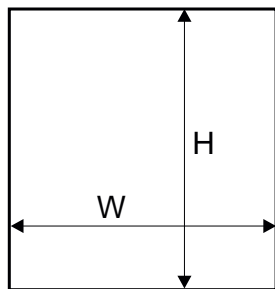


## COMPONENTS



You must remember to purchase self-tapping screws to construct each door (4 screws per door). When using safety glass, you must also remember to purchase gaskets.

## Dimensions of opening





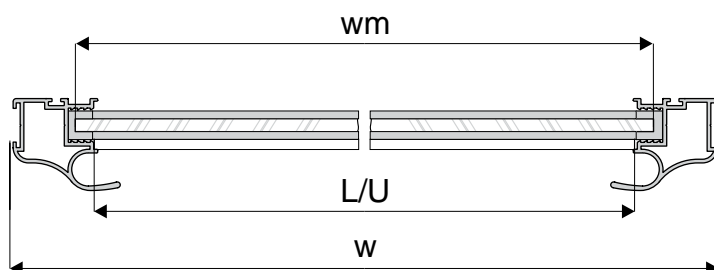
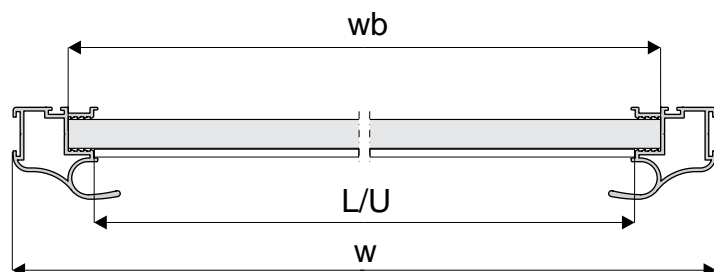
door filling:  
# 10 mm board,  
# 4 mm mirror or  
# 4.5 mm safety glass

handle length = door height

door height	- h	$h = H - 38 \text{ mm}$
door wing height with soft-close fitted	Mini SV40	$h = H - 42 \text{ mm}$
	Top SV60/80	$h = H - 45 \text{ mm}$
	SV-25	$h = H - 38 \text{ mm}$
	SV-50	
board height	- hb	$hb = h - 64 \text{ mm}$
door width	- w	$w = (W - 3 + Z) : N$
board width	- wb	$wb = w - 36 \text{ mm}$
lower horizontal profile length - L upper horizontal profile length - U		$L = U = w - 53 \text{ mm}$
mirror height	- hm	$hm = hb$
mirror width	- wm	$wm = wb - 4 \text{ mm}$

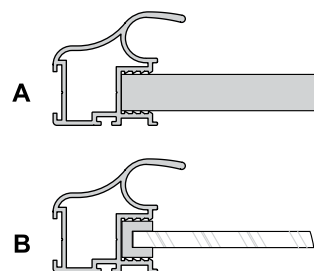
number of doors	- N	2	3
total overlap	- Z	35 mm	70 mm

visual design - 4 wings	
	$w = (W + 102) : 4$
	$w = (W : 2 + 32) : 2$

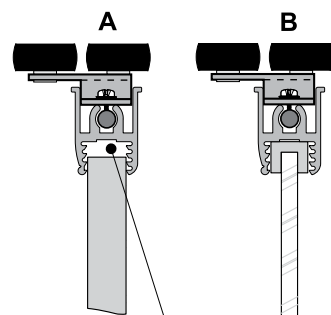


Installation method for fitting 10 mm board (diag. A) and 4 mm mirror or glass (diag. B)

- with handle

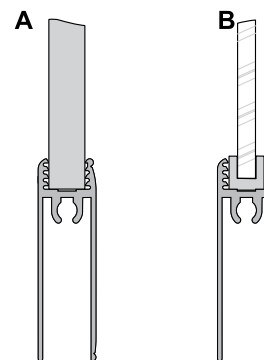


- with upper profile



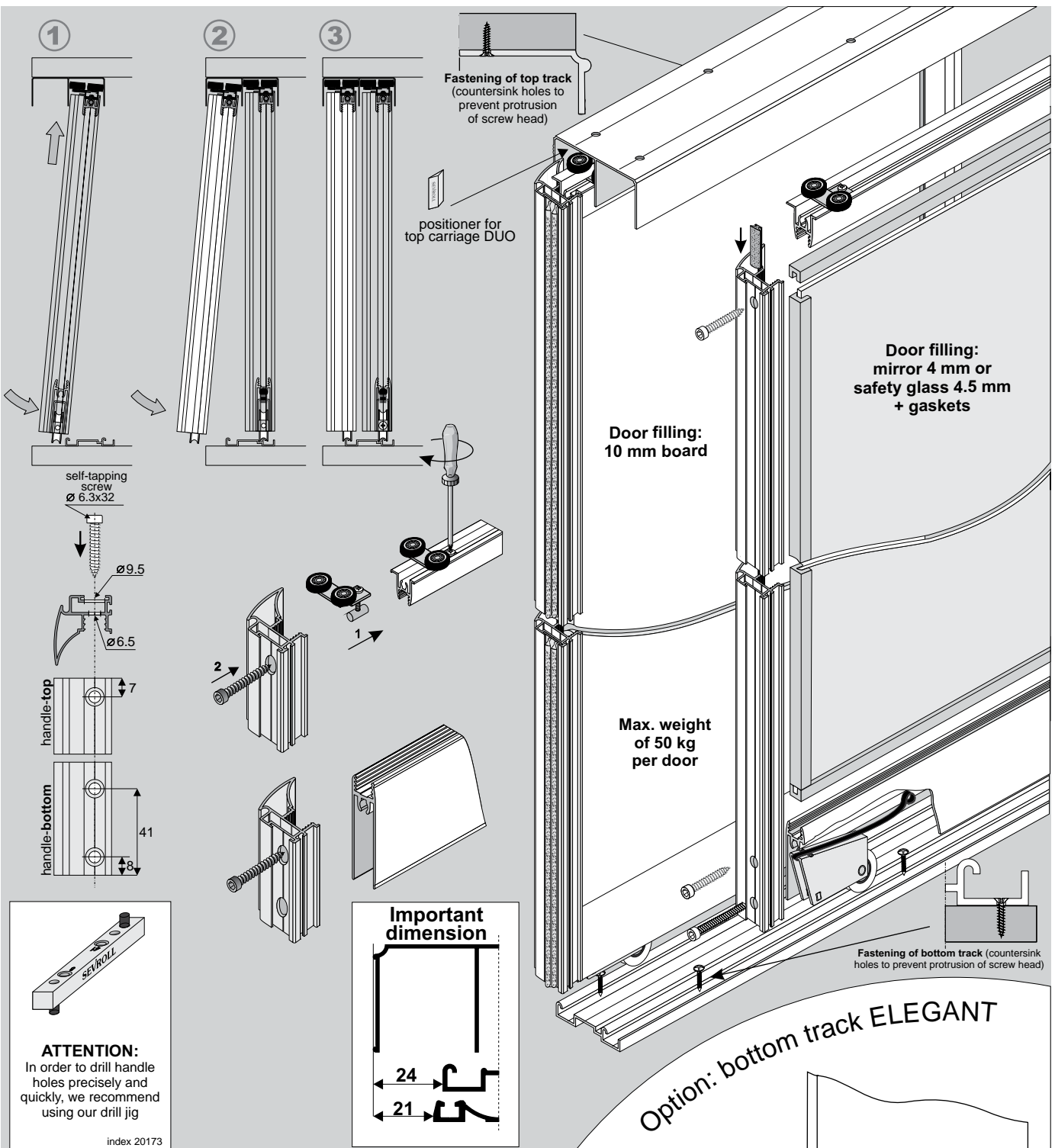
construction clearance included in the calculation of the height of board

- with lower profile



## ATTENTION!

**Mirror (4 mm) should be used with a safety backing film. Safety glass (4.5 mm) comprises of two thin layers with a film in-between. Both mirror and glass need fitting gasket.**



**COMPONENTS**

<p><b>Handle Fox</b></p> <p>anti-dust brush (inserted) 4.8 mm x 13 mm</p> <p>textile door stop (inserted) 14.5 mm x 4 mm</p> <p>Length: 2.7 m</p>	<p><b>Top track Gemini-Decor</b></p> <p>76 mm</p> <p>Length: 1.7 m, 2.35 m, 3.0 m, 4.05 m, 6.0 m</p>	<p><b>Bottom track Gemini-Decor</b></p> <p>53 mm</p> <p>Length: 1.7 m, 2.35 m, 3.0 m, 4.05 m, 6.0 m</p>
<p><b>Guiding carriage 10-ka WP10-Duo</b></p>	<p><b>Lower horizontal profile Decor (A)</b></p> <p><b>Upper horizontal profile Decor (B)</b></p> <p>Length: A, B 1.7 m, 2.35 m, 3.0 m, 6.0 m</p>	<p><b>Bottom carriage WD10C HI-TEC</b></p>

With Fox set you may also use bottom track **Elegant** along with bottom carriage WD 10 V HI-TEC. Fitting measurements are not affected.

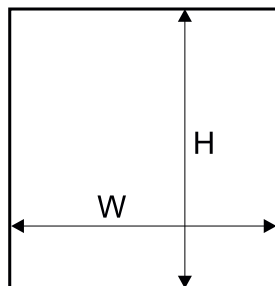
**Bottom carriage WD10V HI-TEC**

Stopper **HI-TEC**

**Fastening of bottom track (special screw)**

You must remember to purchase self-tapping screws to construct each door (4 screws per door). When using safety glass, you must also remember to purchase gaskets.

## Dimensions of opening



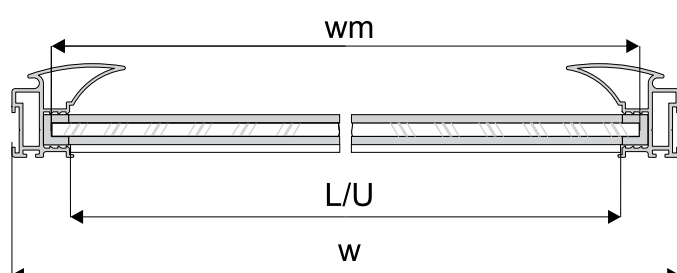
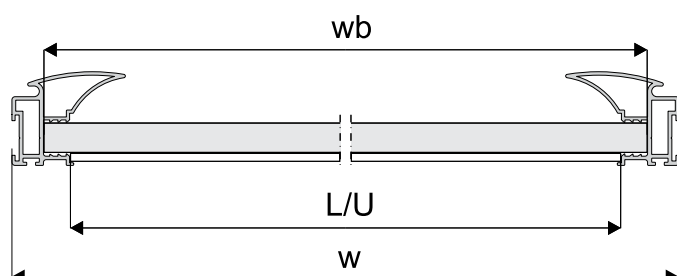
door filling:  
# 10 mm board,  
# 4 mm mirror or  
# 4.5 mm safety glass

handle length = door height

door height	- h	$h = H - 38 \text{ mm}$
door wing height with soft-close fitted	Mini SV40	$h = H - 42 \text{ mm}$
	Top SV60/80	$h = H - 45 \text{ mm}$
	SV-25 SV-50	$h = H - 38 \text{ mm}$
board height	- hb	$hb = h - 64 \text{ mm}$
door width	- w	$w = (W - 3 + Z) : N$
board width	- wb	$wb = w - 20 \text{ mm}$
lower horizontal profile length - L upper horizontal profile length - U		$L = U = w - 37 \text{ mm}$
mirror height	- hm	$hm = hb$
mirror width	- wm	$wm = wb - 4 \text{ mm}$

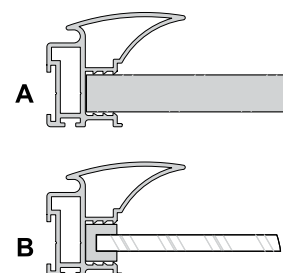
number of doors	- N	2	3
total overlap	- Z	36 mm	72 mm

visual design - 4 wings	
	$w = (W + 105) : 4$
	$w = (W : 2 + 33) : 2$

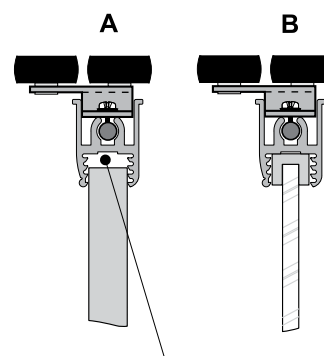


Installation method for fitting 10 mm board (diag. A) and 4 mm mirror or glass (diag. B)

- with handle

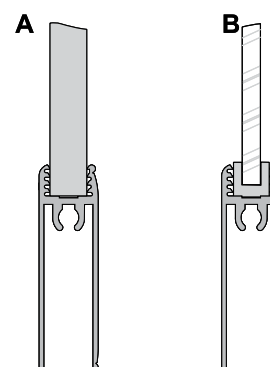


- with upper profile



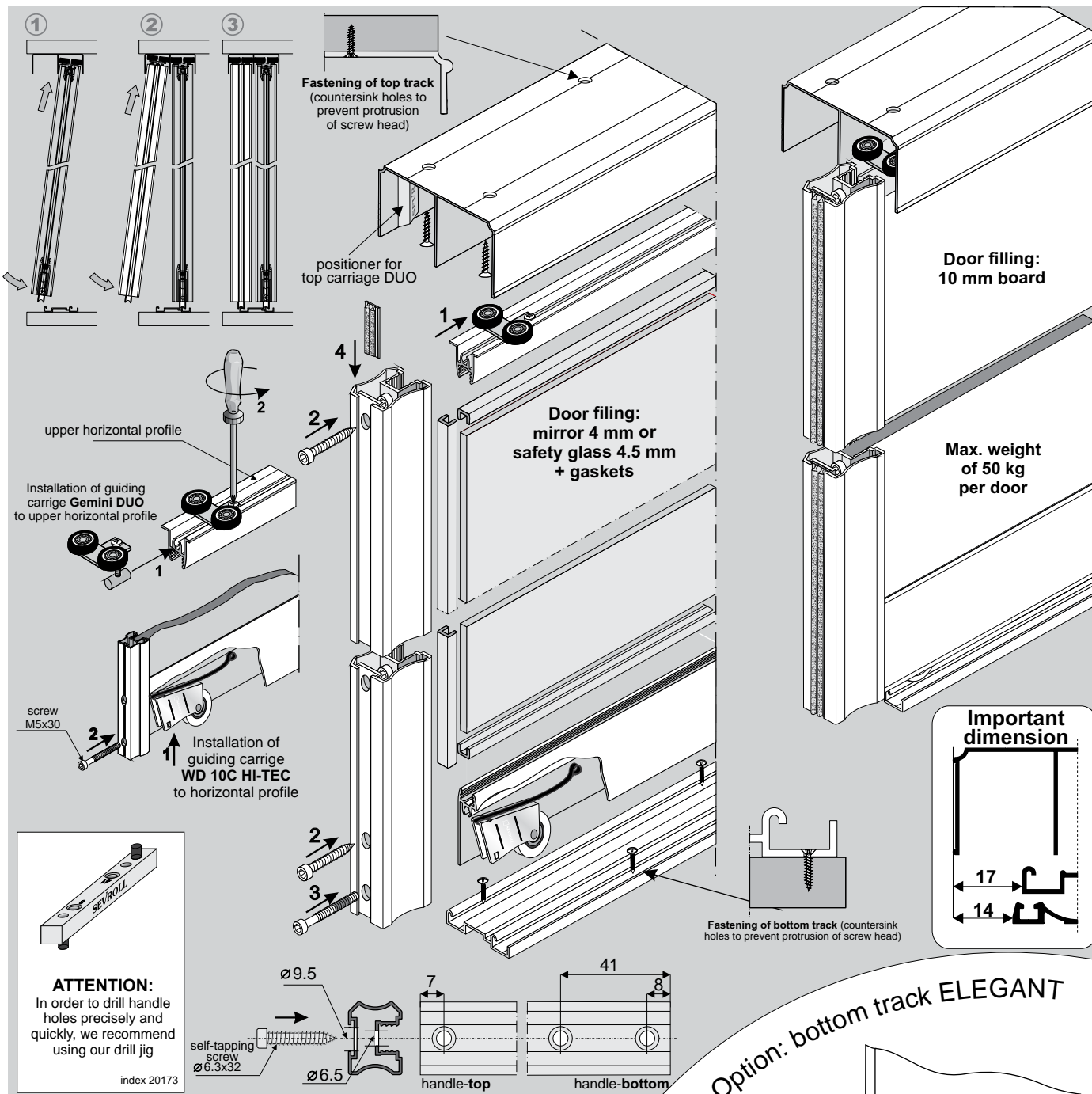
construction clearance included in the calculation of the height of board

- with lower profile



## ATTENTION!

**Mirror (4 mm) should be used with a safety backing film. Safety glass (4.5 mm) comprises of two thin layers with a film in-between. Both mirror and glass need fitting gasket.**



## COMPONENTS

<b>Handle Julia II</b>  textile door stop (inserted) 14.5 mm x 4 mm Length: 2.7 m	<b>Top track Gemini-Dekor</b>  76 mm Length: 1.7 m, 2.35 m, 3.0 m, 4.05 m, 6.0 m	<b>Bottom track Gemini-Dekor</b>  53 mm Length: 1.7 m, 2.35 m, 3.0 m, 4.05 m, 6.0 m
<b>Guiding carriage Gemini WPGm-DUO</b> 	<b>Lower horizontal profile Decor (A)</b> <b>Upper horizontal profile Decor (B)</b>  Length: A, B 1.7 m, 2.35 m, 3.0 m, 6.0 m	<b>Bottom carriage WD10C HI-TEC</b> 

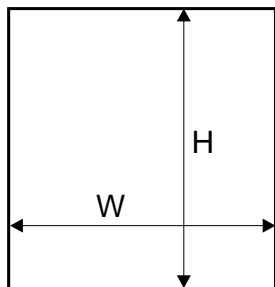
You must remember to purchase self-tapping screws to construct each door (4 screws per door).  
When using safety glass, you must also remember to purchase gaskets.



## Size calculation method for line JULIA

in system GEMINI 10

### Dimensions of opening

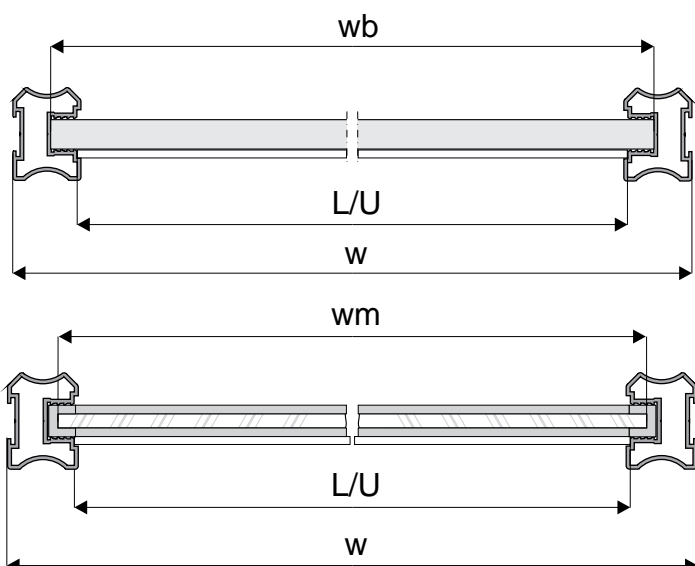


handle length = door height

door height	- h	$h = H - 38 \text{ mm}$
door wing height with soft-close fitted	Mini SV40	$h = H - 42 \text{ mm}$
	Top SV60/80	$h = H - 45 \text{ mm}$
	SV-25 SV-50	$h = H - 38 \text{ mm}$
board height	- hb	$hb = h - 64 \text{ mm}$
door width	- w	$w = (W - 3 + Z) : N$
board width	- wb	$wb = w - 25 \text{ mm}$
lower horizontal profile length - L upper horizontal profile length - U		$L = U = w - 42 \text{ mm}$

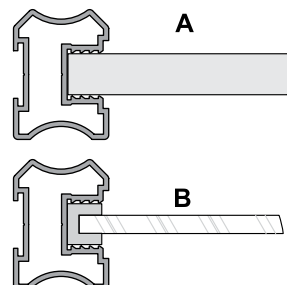
number of doors	- N	2	3
total overlap	- Z	22 mm	44 mm

visual design - 4 wings	
	$w = (W + 63) : 4$
	$w = (W : 2 + 19) : 2$

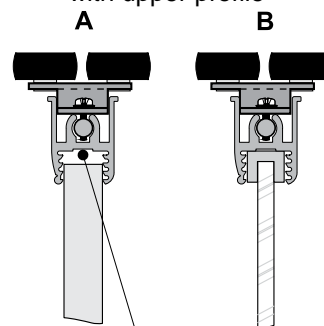


Installation method for fitting 10 mm board (diag. A) and 4 mm mirror or glass (diag. B)

- with handle

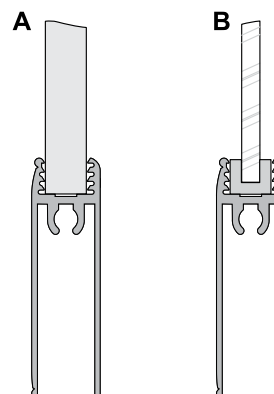


- with upper profile



construction clearance included in the calculation of the height of board

- with lower profile

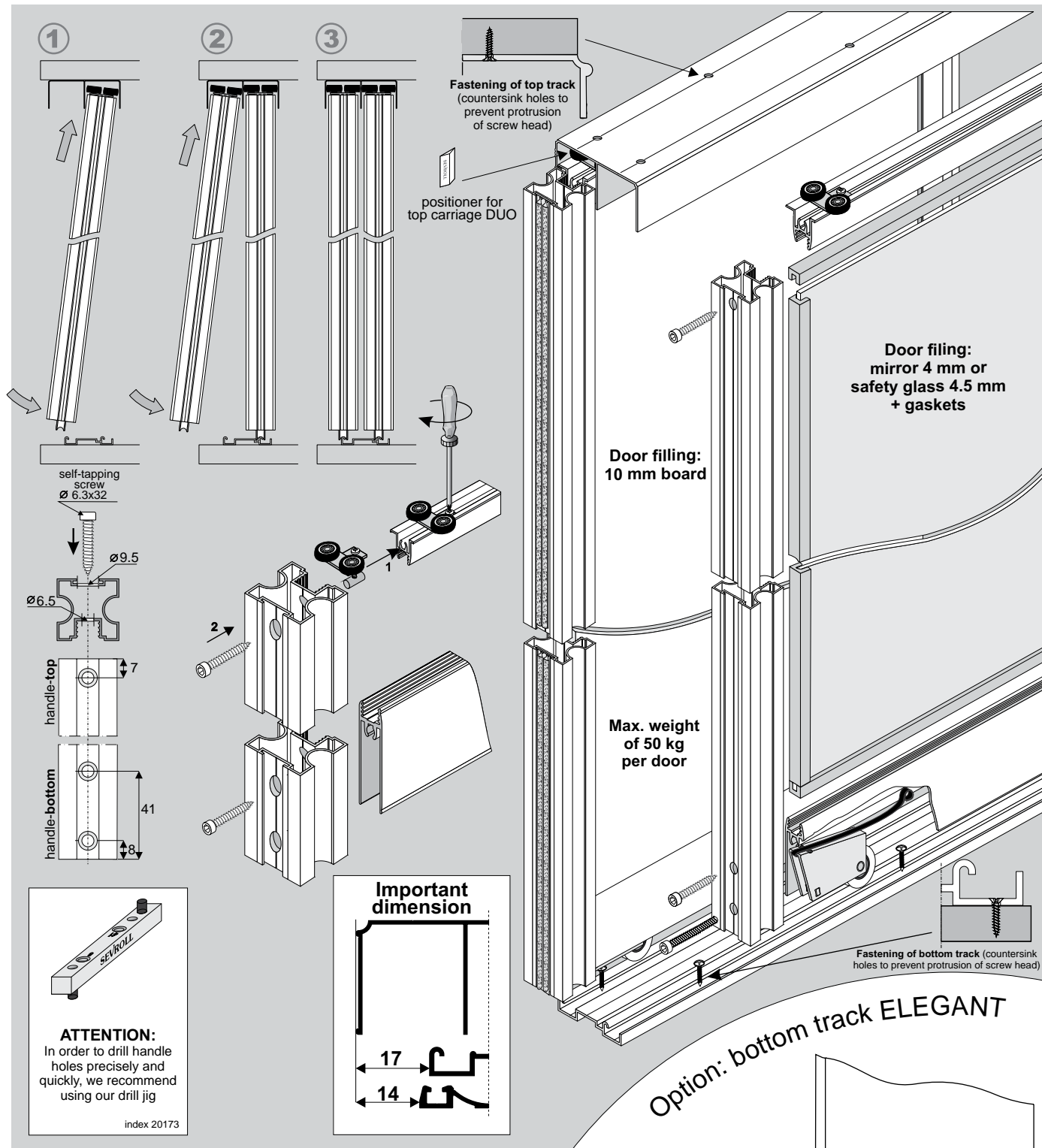


door filling - glass or mirror # 4 mm

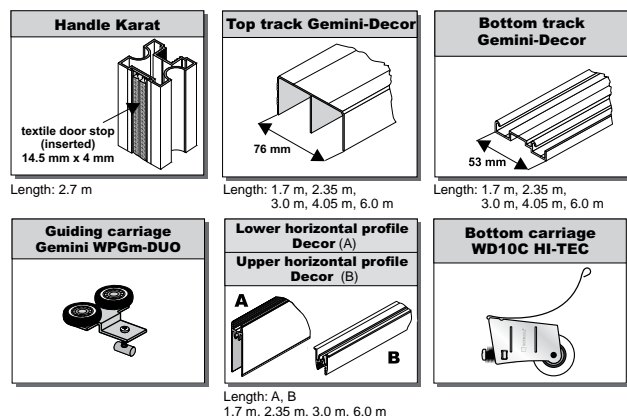
mirror height	- hm	$hm = hb$
mirror width	- wm	$wm = wb - 4 \text{ mm}$

### ATTENTION!

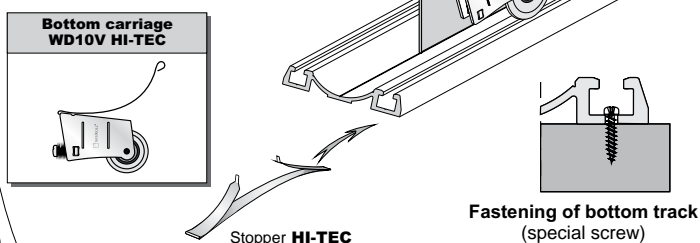
*Mirror (4 mm) should be used with a safety backing film. Safety glass (4.5 mm) comprises of two thin layers with a film in-between. Both mirror and glass need fitting gasket.*



## COMPONENTS

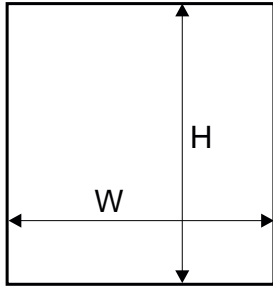


With **KARAT** set you may also use bottom track **Elegant** along with bottom carriage **WD 10 V HI-TEC**.  
**Fitting measurements are not affected.**



You must remember to purchase self-tapping screws to construct each door (4 screws per door).  
When using safety glass, you must also remember to purchase gaskets.

## Dimensions of opening



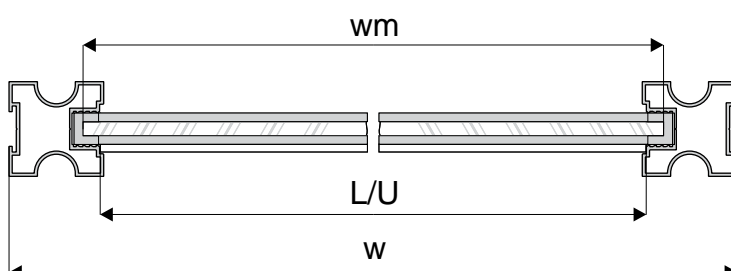
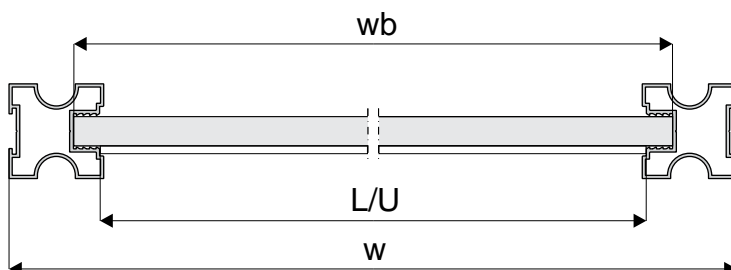
door filling:  
# 10 mm board,  
# 4 mm mirror or  
# 4.5 mm safety glass

handle length = door height

door height	- h	$h = H - 38 \text{ mm}$
door wing height with soft-close fitted	Mini SV40	$h = H - 42 \text{ mm}$
	Top SV60/80	$h = H - 45 \text{ mm}$
	SV-25 SV-50	$h = H - 38 \text{ mm}$
board height	- hb	$hb = h - 64 \text{ mm}$
door width	- w	$w = (W - 3 + Z) : N$
board width	- wb	$wb = w - 41 \text{ mm}$
lower horizontal profile length - L upper horizontal profile length - U		$L = U = w - 58 \text{ mm}$
mirror height	- hm	$hm = hb$
mirror width	- wm	$wm = wb - 4 \text{ mm}$

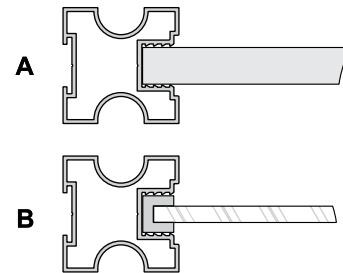
number of doors	- N	2	3
total overlap	- Z	30 mm	60 mm

visual design - 4 wings	
	$w = (W + 87) : 4$
	$w = (W : 2 + 27) : 2$

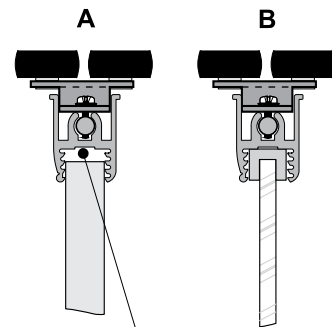


Installation method for fitting 10 mm board (diag. A) and 4 mm mirror or glass (diag. B)

- with handle

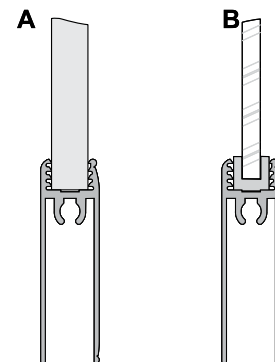


- with upper profile



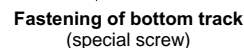
construction clearance included in the calculation of the height of board

- with lower profile



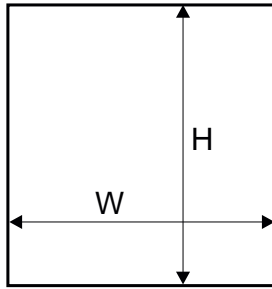
## ATTENTION!

*Mirror (4 mm) should be used with a safety backing film. Safety glass (4.5 mm) comprises of two thin layers with a film in-between. Both mirror and glass need fitting gasket.*



## 144

## Dimensions of opening



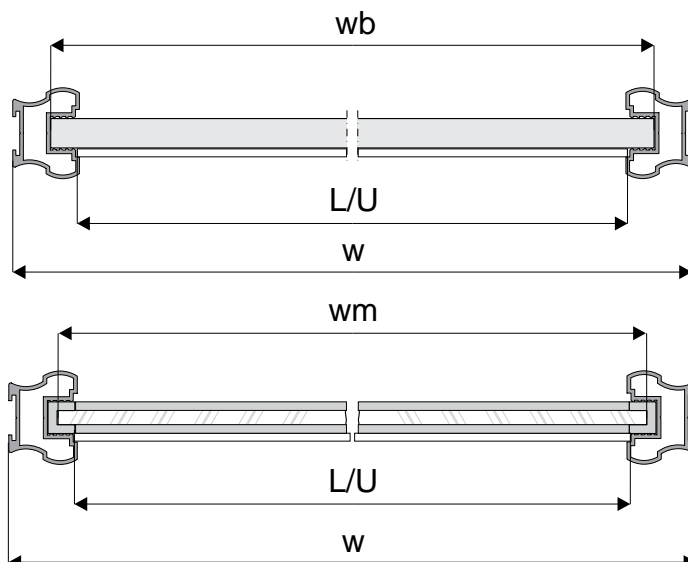
door filling:  
# 10 mm board,  
# 4 mm mirror or  
# 4.5 mm safety glass

handle length = door height

door height	- h	$h = H - 38 \text{ mm}$
door wing height with soft-close fitted	Mini SV40	$h = H - 42 \text{ mm}$
	Top SV60/80	$h = H - 45 \text{ mm}$
	SV-25 SV-50	$h = H - 38 \text{ mm}$
board height	- hb	$hb = h - 64 \text{ mm}$
door width	- w	$w = (W - 3 + Z) : N$
board width	- wb	$wb = w - 25 \text{ mm}$
lower horizontal profile length - L upper horizontal profile length - U		$L = U = w - 42 \text{ mm}$

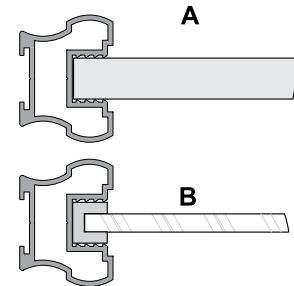
number of doors	- N	2	3
total overlap	- Z	22 mm	44 mm

visual design - 4 wings	
	$w = (W + 63) : 4$
	$w = (W : 2 + 19) : 2$

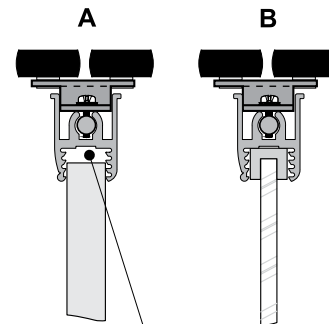


Installation method for fitting 10 mm board (diag. A) and 4 mm mirror or glass (diag. B)

- with handle

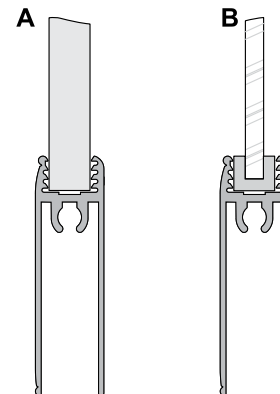


- with upper profile



construction clearance included in the calculation of the height of board

- with lower profile



door filling - glass or mirror # 4 mm

mirror height	- hm	$hm = hb$
mirror width	- wm	$wm = wb - 4 \text{ mm}$

## ATTENTION!

**Mirror (4 mm) should be used with a safety backing film. Safety glass (4.5 mm) comprises of two thin layers with a film in-between. Both mirror and glass need fitting gasket.**




SYSTEM

# GEMINI 18

Twin track sliding doors with bottom carriage system



8 kg	14 kg	16 kg	25 kg	35 kg
40 kg	45 kg	50 kg	60 kg	70 kg
100 kg	120 kg			
10mm BOARD	16mm BOARD	18mm BOARD	16-40mm BOARD	16-50mm BOARD
BOARD+MIRROR	4mm MIRROR	4.5mm GLASS	6mm GLASS	8-12mm GLASS
PARTS	ONE PACK	PROGRAMME VICTORIA ABC	EASY BUY	

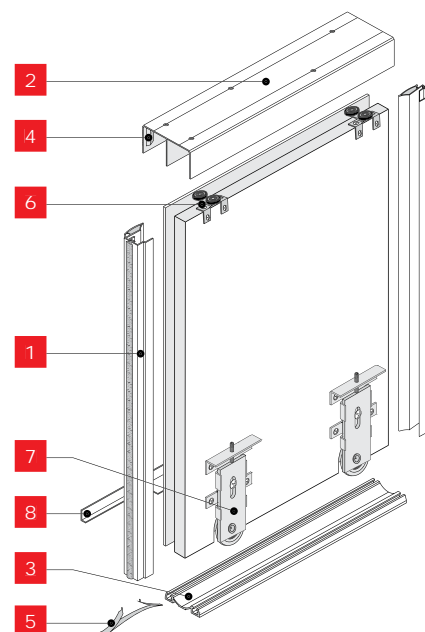


## CHARACTERISTICS

► Application	Sliding door
► Track	Twin
▼ Carriage system	Bottom
► Top guide	Ball bearing carriage
► Bottom guide	Ball bearing carriage (load bearing)
► Construction	Board
► Filling thickness	18 mm or 16 mm depending on handle used
► Filling type	18 mm, 16mm or 12 mm MFC + 4mm mirror depending on handle used
► Max. door load	50 kg
► Max. handle length	2.70 m
► Max. track length	6.00 m
► Textile door stops	Yes
► Anti-dust brushes	Yes
► Sales programme	VICTORIA + Components are available individually
► Decorative profile programme	DECOR

## USAGE

- Built-in furniture, walk-in wardrobes, wardrobes, attics



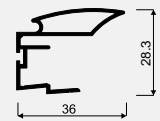




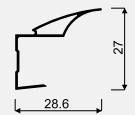
## Basic system components

Handle **ALFA II**

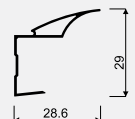
CODE	COLOUR	LENGTH (mm)	COLLECTIVE PACKAGING	PRICED PER	NET PRICE
03628	SILVER	2700	20	ITEM	
03627	LIGHT BROWN	2700	20	ITEM	
03658	GOLD	2700	20	ITEM	

Handle **BETA I 6**

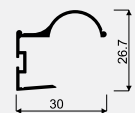
CODE	COLOUR	LENGTH (mm)	COLLECTIVE PACKAGING	PRICED PER	NET PRICE
02783	SILVER	2700	20	ITEM	
02782	LIGHT BROWN	2700	20	ITEM	
02784	GOLD	2700	20	ITEM	

Handle **BETA I 8**

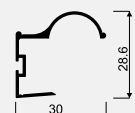
CODE	COLOUR	LENGTH (mm)	COLLECTIVE PACKAGING	PRICED PER	NET PRICE
02768	SILVER	2700	20	ITEM	
02767	LIGHT BROWN	2700	20	ITEM	
02769	GOLD	2700	20	ITEM	

**SET B2 I 6 II:**Handle **FACTOR I 6 II Decor**

CODE	COLOUR	LENGTH (mm)	COLLECTIVE PACKAGING	PRICED PER	NET PRICE
02734	SILVER	2700	10	SET	
02733	LIGHT BROWN	2700	10	SET	
02735	GOLD	2700	10	SET	

**SET B2 I 8 II:**Handle **FACTOR I 8 II Decor**

CODE	COLOUR	LENGTH (mm)	COLLECTIVE PACKAGING	PRICED PER	NET PRICE
02737	SILVER	2700	10	SET	
02736	LIGHT BROWN	2700	10	SET	
02738	GOLD	2700	10	SET	





SYSTEM

## GEMINI 18

## Basic system components

Handle **FAWORYT II**

1f



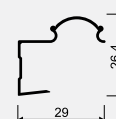
CODE	COLOUR	LENGTH (mm)	COLLECTIVE PACKAGING	PRICED PER	NET PRICE
02697	SILVER	2700	20	ITEM	
02695	LIGHT BROWN	2700	20	ITEM	
02698	GOLD	2700	20	ITEM	

Handle **FIESTA 16 Decor****DECOR**

1g



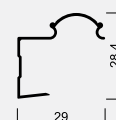
CODE	COLOUR	LENGTH (mm)	COLLECTIVE PACKAGING	PRICED PER	NET PRICE
01811	SILVER	2700	20	ITEM	
01810	LIGHT BROWN	2700	20	ITEM	
01812	GOLD	2700	20	ITEM	

Handle **FIESTA 18 Decor****DECOR**

1h



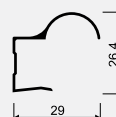
CODE	COLOUR	LENGTH (mm)	COLLECTIVE PACKAGING	PRICED PER	NET PRICE
01820	SILVER	2700	20	ITEM	
01819	LIGHT BROWN	2700	20	ITEM	
01821	GOLD	2700	20	ITEM	

Handle **FOCUS 16**

1i



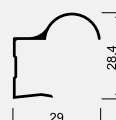
CODE	COLOUR	LENGTH (mm)	COLLECTIVE PACKAGING	PRICED PER	NET PRICE
00483	SILVER	2700	20	ITEM	
00482	LIGHT BROWN	2700	20	ITEM	
00484	GOLD	2700	20	ITEM	

Handle **FOCUS 18**

1j



CODE	COLOUR	LENGTH (mm)	COLLECTIVE PACKAGING	PRICED PER	NET PRICE
00490	SILVER	2700	20	ITEM	
00488	LIGHT BROWN	2700	20	ITEM	
00491	GOLD	2700	20	ITEM	





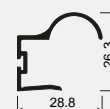
## Basic system components

Handle **FOCUS 16 II**

1k



CODE	COLOUR	LENGTH (mm)	COLLECTIVE PACKAGING	PRICED PER	NET PRICE
03840	SILVER	2700	20	ITEM	
03839	LIGHT BROWN	2700	20	ITEM	

Handle **FOCUS 18 II**

1l



CODE	COLOUR	LENGTH (mm)	COLLECTIVE PACKAGING	PRICED PER	NET PRICE
03842	SILVER	2700	20	ITEM	
03841	LIGHT BROWN	2700	20	ITEM	

Handle **UNIVERSAL 16 GM**

**i** Handle suitable for angled door system and for lock

1m



CODE	COLOUR	LENGTH (mm)	COLLECTIVE PACKAGING	PRICED PER	NET PRICE
02116	SILVER	2700	20	ITEM	
02120	LIGHT BROWN	2700	20	ITEM	
02121	GOLD	2700	20	ITEM	

Handle **UNIVERSAL 18 GM**

**i** Handle suitable for angled door system and for lock

1n



CODE	COLOUR	LENGTH (mm)	COLLECTIVE PACKAGING	PRICED PER	NET PRICE
02117	SILVER	2700	20	ITEM	
02119	LIGHT BROWN	2700	20	ITEM	
02118	GOLD	2700	20	ITEM	

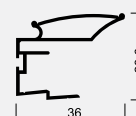
**SET BI II:**Handle **VICTORIA II Decor****DECOR****i**

Set includes 2 handles VICTORIA II

1o



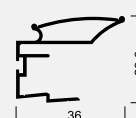
CODE	COLOUR	LENGTH (mm)	COLLECTIVE PACKAGING	PRICED PER	NET PRICE
50425	SILVER	2700	10	SET	
50424	LIGHT BROWN	2700	10	SET	
50426	GOLD	2700	10	SET	

Handle **VICTORIA II Decor****DECOR i**

1p



CODE	COLOUR	LENGTH (mm)	COLLECTIVE PACKAGING	PRICED PER	NET PRICE
02938	LIGHT BROWN	2700	20	ITEM	
03467	BLACK with brushed effect	2700	10	ITEM	
03468	COGNAC with brushed effect	2700	10	ITEM	



Top track **GEMINI - Decor****DECOR**

2



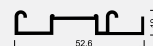
CODE	COLOUR	LENGTH (mm)	COLLECTIVE PACKAGING	PRICED PER	NET PRICE
01023	SILVER	1700	12	ITEM	
01008	LIGHT BROWN	1700	12	ITEM	
01030	GOLD	1700	12	ITEM	
02501	LIGHT BROWN with brushed effect	1700	12	ITEM	
03115	BLACK with brushed effect	1700	12	ITEM	
03119	COGNAC with brushed effect	1700	12	ITEM	
01025	SILVER	2350	12	ITEM	
01010	LIGHT BROWN	2350	12	ITEM	
01032	GOLD	2350	12	ITEM	
02498	LIGHT BROWN with brushed effect	2350	12	ITEM	
03116	BLACK with brushed effect	2350	12	ITEM	
03120	COGNAC with brushed effect	2350	12	ITEM	
01026	SILVER	3000	12	ITEM	
01011	LIGHT BROWN	3000	12	ITEM	
01033	GOLD	3000	12	ITEM	
02499	LIGHT BROWN with brushed effect	3000	12	ITEM	
03117	BLACK with brushed effect	3000	12	ITEM	
03121	COGNAC with brushed effect	3000	12	ITEM	
01469	SILVER	4050	12	ITEM	
01439	LIGHT BROWN	4050	12	ITEM	
01462	GOLD	4050	12	ITEM	
02500	LIGHT BROWN with brushed effect	4050	12	ITEM	
03118	BLACK with brushed effect	4050	12	ITEM	
03122	COGNAC with brushed effect	4050	12	ITEM	
01391	SILVER	6000	12	ITEM	
01390	LIGHT BROWN	6000	12	ITEM	
01392	GOLD	6000	12	ITEM	
03424	LIGHT BROWN with brushed effect	6000	12	ITEM	
03222	BLACK with brushed effect	6000	12	ITEM	
03524	COGNAC with brushed effect	6000	12	ITEM	

Bottom track **GEMINI Decor****DECOR**

3a



CODE	COLOUR	LENGTH (mm)	COLLECTIVE PACKAGING	PRICED PER	NET PRICE
00809	SILVER	1700	12	ITEM	
00798	LIGHT BROWN	1700	12	ITEM	
00816	GOLD	1700	12	ITEM	
00811	SILVER	2350	12	ITEM	
00800	LIGHT BROWN	2350	12	ITEM	
00818	GOLD	2350	12	ITEM	
00812	SILVER	3000	12	ITEM	
00801	LIGHT BROWN	3000	12	ITEM	
00819	GOLD	3000	12	ITEM	
01474	SILVER	4050	12	ITEM	
01478	LIGHT BROWN	4050	12	ITEM	
01476	GOLD	4050	12	ITEM	
02430	SILVER	6000	12	ITEM	
02429	LIGHT BROWN	6000	12	ITEM	
02431	GOLD	6000	12	ITEM	

**SET A****DECOR**

**i** Set includes Top track GEMINI,  
Bottom track GEMINI and Angle section K-2 Decor

2 + 3a + 8b



CODE	COLOUR	LENGTH (mm)	COLLECTIVE PACKAGING	PRICED PER	NET PRICE
01211	SILVER	1700	6	SET	
01208	LIGHT BROWN	1700	6	SET	
01214	GOLD	1700	6	SET	
01212	SILVER	2350	6	SET	
01209	LIGHT BROWN	2350	6	SET	
01215	GOLD	2350	6	SET	
01213	SILVER	3000	6	SET	
01210	LIGHT BROWN	3000	6	SET	
01216	GOLD	3000	6	SET	



## Basic system components

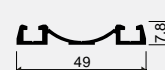
Bottom track

**ELEGANT - Decor****DECOR**

3b



CODE	COLOUR	LENGTH (mm)	COLLECTIVE PACKAGING	PRICED PER	NET PRICE
01277	SILVER	1700	12	ITEM	
01269	LIGHT BROWN	1700	12	ITEM	
01281	GOLD	1700	12	ITEM	
02494	LIGHT BROWN with brushed effect	1700	12	ITEM	
03107	BLACK with brushed effect	1700	12	ITEM	
03111	COGNAC with brushed effect	1700	12	ITEM	
01278	SILVER	2350	12	ITEM	
01270	LIGHT BROWN	2350	12	ITEM	
01282	GOLD	2350	12	ITEM	
02495	LIGHT BROWN with brushed effect	2350	12	ITEM	
03108	BLACK with brushed effect	2350	12	ITEM	
03112	COGNAC with brushed effect	2350	12	ITEM	
01279	SILVER	3000	12	ITEM	
01271	LIGHT BROWN	3000	12	ITEM	
01283	GOLD	3000	12	ITEM	
02496	LIGHT BROWN with brushed effect	3000	12	ITEM	
03109	BLACK with brushed effect	3000	12	ITEM	
03113	COGNAC with brushed effect	3000	12	ITEM	
01470	SILVER	4050	12	ITEM	
01438	LIGHT BROWN	4050	12	ITEM	
01512	GOLD	4050	12	ITEM	
02497	LIGHT BROWN with brushed effect	4050	12	ITEM	
03110	BLACK with brushed effect	4050	12	ITEM	
03114	COGNAC with brushed effect	4050	12	ITEM	
02427	SILVER	6000	12	ITEM	
02426	LIGHT BROWN	6000	12	ITEM	
02428	GOLD	6000	12	ITEM	
03423	LIGHT BROWN with brushed effect	6000	12	ITEM	
03223	BLACK with brushed effect	6000	12	ITEM	
03523	COGNAC with brushed effect	6000	12	ITEM	

Top carriage **DUO** positioner**i** Collective package contains 100 pcs

4



CODE	COLLECTIVE PACKAGING	PRICED PER	NET PRICE
20104	1	COLLECTIVE PACKAGE	

Stopper for  
bottom carriage **HI-TEC**

5



CODE	COLLECTIVE PACKAGING	PRICED PER	NET PRICE
20080	1000	ITEM	

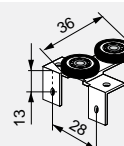
Guiding carriage

**FOCUSWPFc.-DUO**

6a




CODE	COLLECTIVE PACKAGING	PRICED PER	NET PRICE
10039	100	ITEM	



**SET:** Guiding carriage**FOCUS WPFc.-DUO Blister****i** Set includes two carriages, fully packaged

CODE	COLLECTIVE PACKAGING	PRICED PER	NET PRICE
10047	100	SET	

## Soft-close

**SEVROMATIC SV-25 & SV-50****i** Set includes 2 items L & R

CODE	KG	COLLECTIVE PACKAGING	PRICED PER	NET PRICE
20139	25	24	SET	
20200	50	24	SET	



## Bottom carriage

**WD I8 C HI-TEC**

CODE	COLLECTIVE PACKAGING	PRICED PER	NET PRICE
10057	100	ITEM	

**SET:** Bottom carriage**WD I8 C HI-TEC Blister****i** Set includes two carriages, fully packaged

CODE	COLLECTIVE PACKAGING	PRICED PER	NET PRICE
10059	50	SET	

## Bottom carriage

**WD I8 V HI-TEC**

CODE	COLLECTIVE PACKAGING	PRICED PER	NET PRICE
10060	100	ITEM	

**SET:** Bottom carriage**WD I8 V HI-TEC Blister****i** Set includes two carriages and stopper HI-TEC, fully packaged

CODE	COLLECTIVE PACKAGING	PRICED PER	NET PRICE
10058	50	SET	






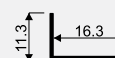
## Basic system components

SET C: WPFc-DUO +  
WD 18C HI-TEC Blister

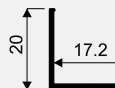
SET COMPONENTS	CODE	for 1 wing
SET CODE		10085
Guiding carriage FOCUS WPFc-DUO	10039	2 pcs
Bottom carriage WD 18C HI-TEC	10057	2 pcs
Positioner for top carriage DUO	20104	1 pc.
Screw	-	1 collective package
Assembly instructions	-	1 copy
NET PRICE		

Angle section **MINI 11 x 17**

CODE	COLOUR	LENGTH (mm)	COLLECTIVE PACKAGING	PRICED PER	NET PRICE
00102	SILVER	1700	120	ITEM	
00093	LIGHT BROWN	1700	120	ITEM	
00108	GOLD	1700	120	ITEM	
00103	SILVER	2350	120	ITEM	
00094	LIGHT BROWN	2350	120	ITEM	
00109	GOLD	2350	120	ITEM	
00104	SILVER	3000	120	ITEM	
00095	LIGHT BROWN	3000	120	ITEM	
00110	GOLD	3000	120	ITEM	

Angle section **ZW 20 x 18**

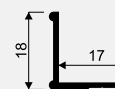
CODE	COLOUR	LENGTH (mm)	COLLECTIVE PACKAGING	PRICED PER	NET PRICE
00058	SILVER	1700	60	ITEM	
00052	LIGHT BROWN	1700	60	ITEM	
00061	GOLD	1700	60	ITEM	
00059	SILVER	2350	60	ITEM	
00053	LIGHT BROWN	2350	60	ITEM	
00062	GOLD	2350	60	ITEM	
00060	SILVER	3000	60	ITEM	
00054	LIGHT BROWN	3000	60	ITEM	
00063	GOLD	3000	60	ITEM	

Angle section **K2 Decor**

## DECOR



CODE	COLOUR	LENGTH (mm)	COLLECTIVE PACKAGING	PRICED PER	NET PRICE
00078	SILVER	1700	60	ITEM	
00069	LIGHT BROWN	1700	60	ITEM	
00081	GOLD	1700	60	ITEM	
02934	LIGHT BROWN with brushed effect	1700	60	ITEM	
03462	BLACK with brushed effect	1700	60	ITEM	
03459	COGNAC with brushed effect	1700	60	ITEM	
00079	SILVER	2350	60	ITEM	
00070	LIGHT BROWN	2350	60	ITEM	
00082	GOLD	2350	60	ITEM	
02935	LIGHT BROWN with brushed effect	2350	60	ITEM	
03463	BLACK with brushed effect	2350	60	ITEM	
03460	COGNAC with brushed effect	2350	60	ITEM	
00080	SILVER	3000	60	ITEM	
00071	LIGHT BROWN	3000	60	ITEM	
00083	GOLD	3000	60	ITEM	
02936	LIGHT BROWN with brushed effect	3000	60	ITEM	
03464	BLACK with brushed effect	3000	60	ITEM	
03461	COGNAC with brushed effect	3000	60	ITEM	





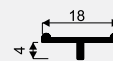
## T-profile 04-Decor



## DECOR



CODE	COLOUR	LENGTH (mm)	COLLECTIVE PACKAGING	PRICED PER	NET PRICE
00691	SILVER	3000	60	ITEM	
00688	LIGHT BROWN	3000	60	ITEM	
00692	GOLD	3000	60	ITEM	



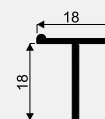
## T-profile 18-Decor



## DECOR



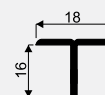
CODE	COLOUR	LENGTH (mm)	COLLECTIVE PACKAGING	PRICED PER	NET PRICE
01373	SILVER	3000	60	ITEM	
01370	LIGHT BROWN	3000	60	ITEM	
01374	GOLD	3000	60	ITEM	



## T-profile ZW



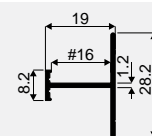
CODE	COLOUR	LENGTH (mm)	COLLECTIVE PACKAGING	PRICED PER	NET PRICE
00706	SILVER	3000	60	ITEM	
00703	LIGHT BROWN	3000	60	ITEM	
00707	GOLD	3000	60	ITEM	



## H-Profile H08/16



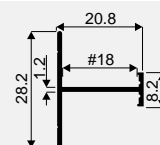
CODE	COLOUR	LENGTH (mm)	COLLECTIVE PACKAGING	PRICED PER	NET PRICE
03935	SILVER	3000	60	ITEM	
03934	LIGHT BROWN	3000	60	ITEM	



## H-Profile H08/18



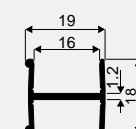
CODE	COLOUR	LENGTH (mm)	COLLECTIVE PACKAGING	PRICED PER	NET PRICE
00199	SILVER	3000	60	ITEM	
01877	LIGHT BROWN	3000	60	ITEM	
01878	GOLD	3000	60	ITEM	



## H-Profile H16-Decor

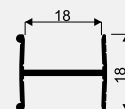


CODE	COLOUR	LENGTH (mm)	COLLECTIVE PACKAGING	PRICED PER	NET PRICE
03937	SILVER	3000	60	ITEM	
03936	LIGHT BROWN	3000	60	ITEM	

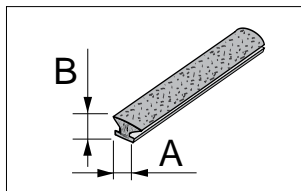


H-profile **H18-Decor****DECOR**

CODE	COLOUR	LENGTH (mm)	COLLECTIVE PACKAGING	PRICED PER	NET PRICE
00215	SILVER	3000	60	ITEM	
00212	LIGHT BROWN	3000	60	ITEM	
00216	GOLD	3000	60	ITEM	
02937	LIGHT BROWN with brushed effect	3000	60	ITEM	
03466	BLACK with brushed effect	3000	60	ITEM	
03465	COGNAC with brushed effect	3000	60	ITEM	

**TEXTILE DOOR STOP  
and ANTI-DUST BRUSHES**

**i** All brushes on page 372

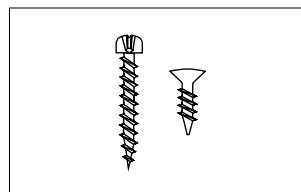


CODE	NAME	A (mm)	B (mm)	INSTALLATION	COLLECTIVE PACKAGING	PRICED PER	NET PRICE
20020	ANTI-DUST BRUSH	4.8	4	INSERTED	550	RUNNING METRE	
20225	ANTI-DUST BRUSH	4.8	4	INSERTED	10	COLLECTIVE PACKAGE (100 r.m.)	
20023	ANTI-DUST BRUSH	4.8	4	SELF-ADHESIVE	550	RUNNING METRE	
20228	ANTI-DUST BRUSH	4.8	4	SELF-ADHESIVE	10	COLLECTIVE PACKAGE (100 r.m.)	
20027	TEXTILE DOOR STOP	6.7	13	SELF-ADHESIVE	200	RUNNING METRE	
20227	TEXTILE DOOR STOP	6.7	13	SELF-ADHESIVE	12	COLLECTIVE PACKAGE (50 r.m.)	
20143	TEXTILE DOOR STOP	6.7	9	SELF-ADHESIVE	200	RUNNING METRE	

<p>Handle <b>ALFA II</b></p>	<p>Handle <b>BETA 16 &amp; 18</b></p>	<p>Handle <b>FACTOR 16 &amp; 18 II</b></p>	<p>Handle <b>FAWORYT II</b></p>
<p>Handle <b>FIESTA 16 &amp; 18</b></p>	<p>Handle <b>FOCUS 16 &amp; 18</b></p>	<p>Handle <b>FOCUS 16 &amp; 18 II</b></p>	<p>Handle <b>UNIVERSAL 16 &amp; 18 GM</b></p>
<p>Handle <b>VICTORIA II</b></p>			

Screws **SMART and UNIX**

**i** Collective package contains 100 screws



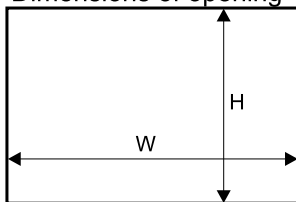
CODE	NAME	DIMENSIONS (mm)	COLLECTIVE PACKAGING	PRICED PER	NET PRICE
20041	SCREW SMART	2.5 x 18	1	COLLECTIVE PACKAGE	
20092	SCREW SMART	2.5 x 25	1	COLLECTIVE PACKAGE	
20107	COUNTERSUNK SCREW UNIX	3 x 13	1	COLLECTIVE PACKAGE	



## Size calculation method for line ALFA

in system GEMINI 18

### Dimensions of opening



handle length = door height

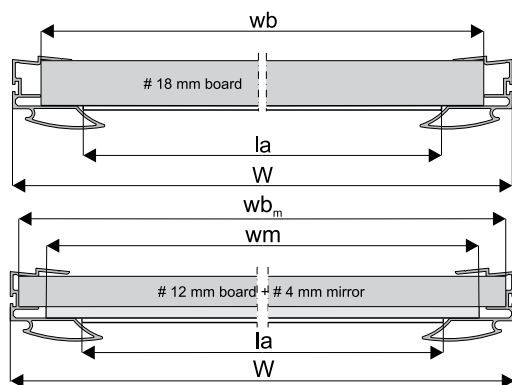
### ATTENTION! Calculations for handle with inserted brush

door height	- h	$h = H - 38 \text{ mm}$
board height	- hb	$hb = h - 2 \text{ mm}$
door width	- w	$w = (W - 3 + Z) : N$
board width <b>#18</b>	- wb	$wb = w - 22 \text{ mm}$
board width <b>#12</b>	- wb <sub>m</sub>	$wb_m = w - 7 \text{ mm}$
angle section length	- la	this size is determined after door construction

number of doors	- N	2	3
total overlap	- Z	36 mm	72 mm

### visual design - 4 wings

	$w = (W + 105) : 4$
	$w = (W : 2 + 33) : 2$



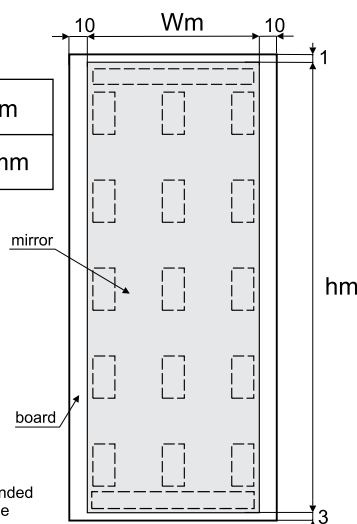
### mirror dimensions

mirror height - hm = hb - 4 mm

mirror width - wm = wb<sub>m</sub> - 20 mm

### ATTENTION:

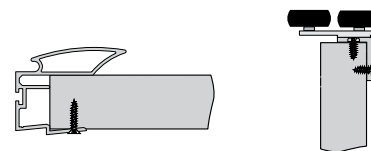
Board to mirror contact area should be free from dirt and grease before applying double-sided tape.



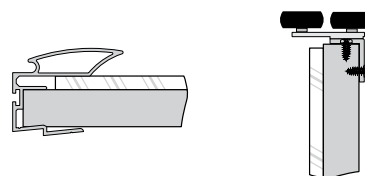
Broken line indicates recommended positioning of double-sided tape

- When fitting handle profiles, do not use assembly adhesive
- The handle should be fixed to board with fastening screws on the inner door face

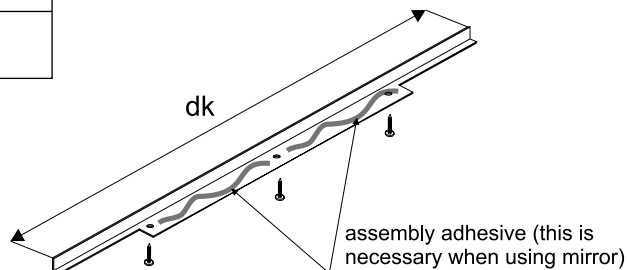
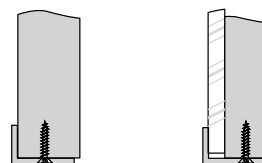
Installation method for handle and guiding carriage with # 18 mm board



Installation method for handle and guiding carriage with # 12 mm board + # 4 mm mirror



Installation method for angle section 1, 11 mm x 17 mm



### ATTENTION!

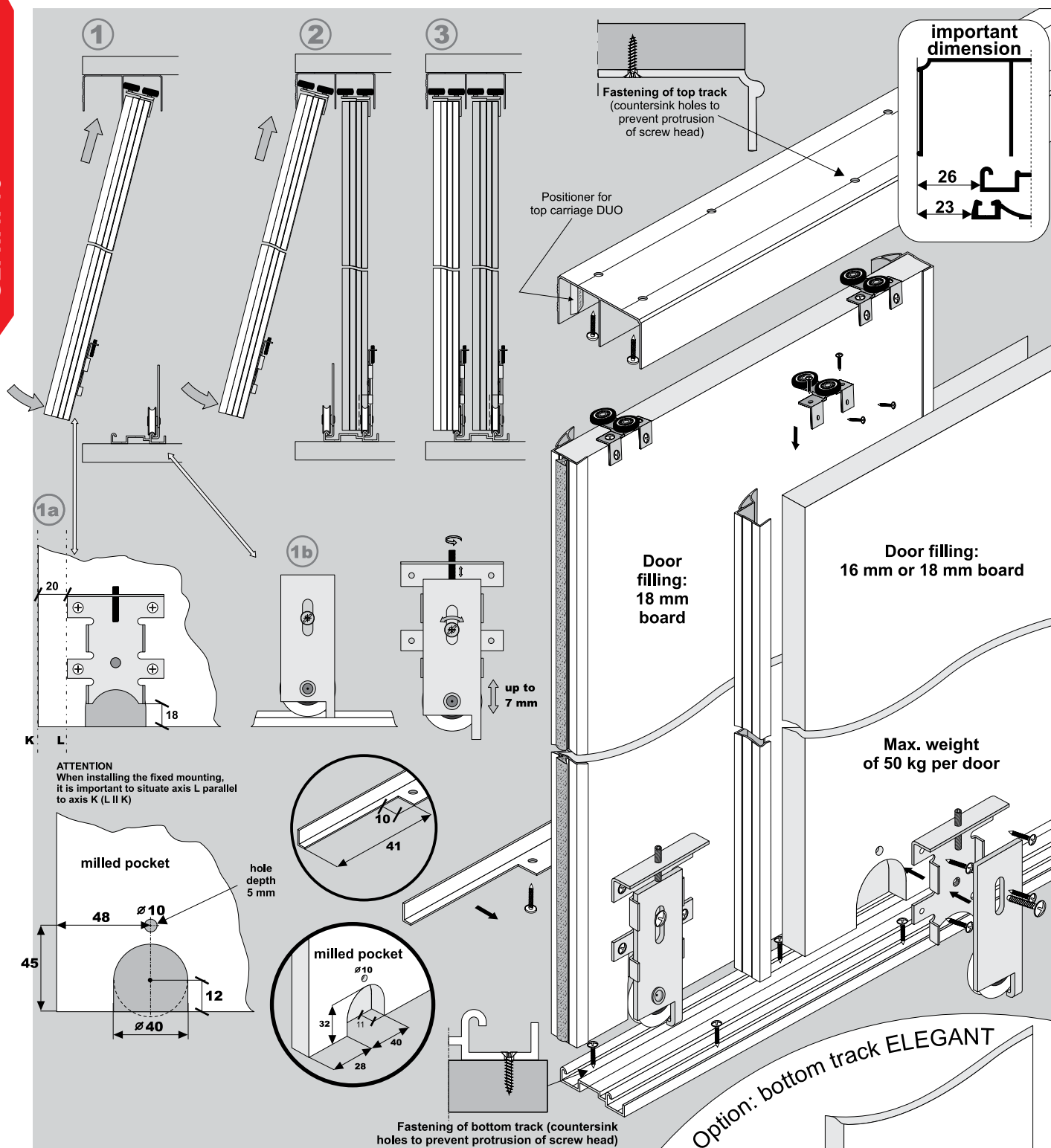
Angle section must be fastened to board with minimum 3 screws  $\varnothing 3 \times 25$ .

### ATTENTION!

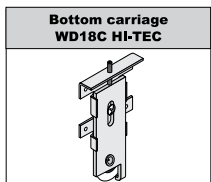
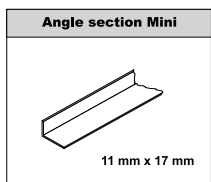
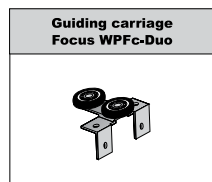
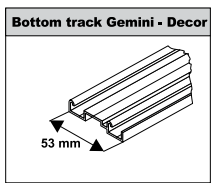
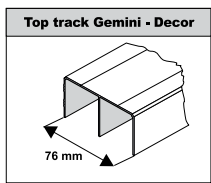
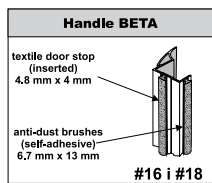
Handle profile should be 2 mm longer than board height.

### WARNING

SEVROLL does not bear any responsibility for deformation resulting from the application of improper quality of boards (improper storage, improper humidity)

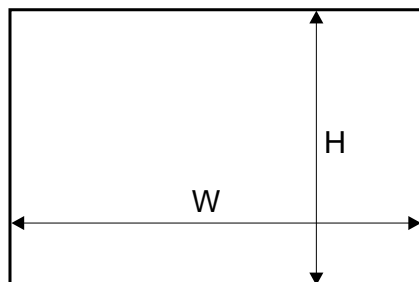


## COMPONENTS





### Dimensions of opening



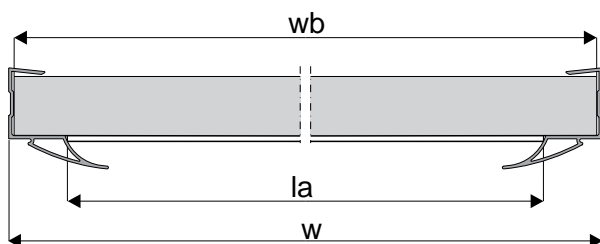
handle length = door height

### door filling - # 16 mm or # 18 board

door height	- h	$h = H - 38 \text{ mm}$
board height	- hb	$hb = h - 2 \text{ mm}$
door width	- w	$w = (W - 3 + Z) : N$
board width	- wb	$wb = w - 3 \text{ mm}$
angle section length	- la	this size is determined after door construction

number of doors	- N	2	3
total overlap	- Z	29 mm	58 mm

visual design - 4 wings	
	$w = (W + 84) : 4$
	$w = (W : 2 + 26) : 2$

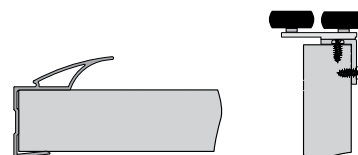


### ATTENTION!

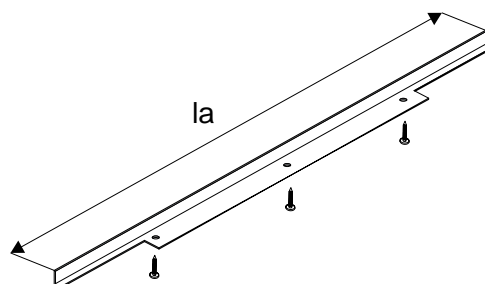
Handle profile should be 2 mm longer than board height.

- When fitting handle profiles, do not use assembly adhesive

### Installation method for handle and guiding carriage with # 16 mm or # 18 mm board

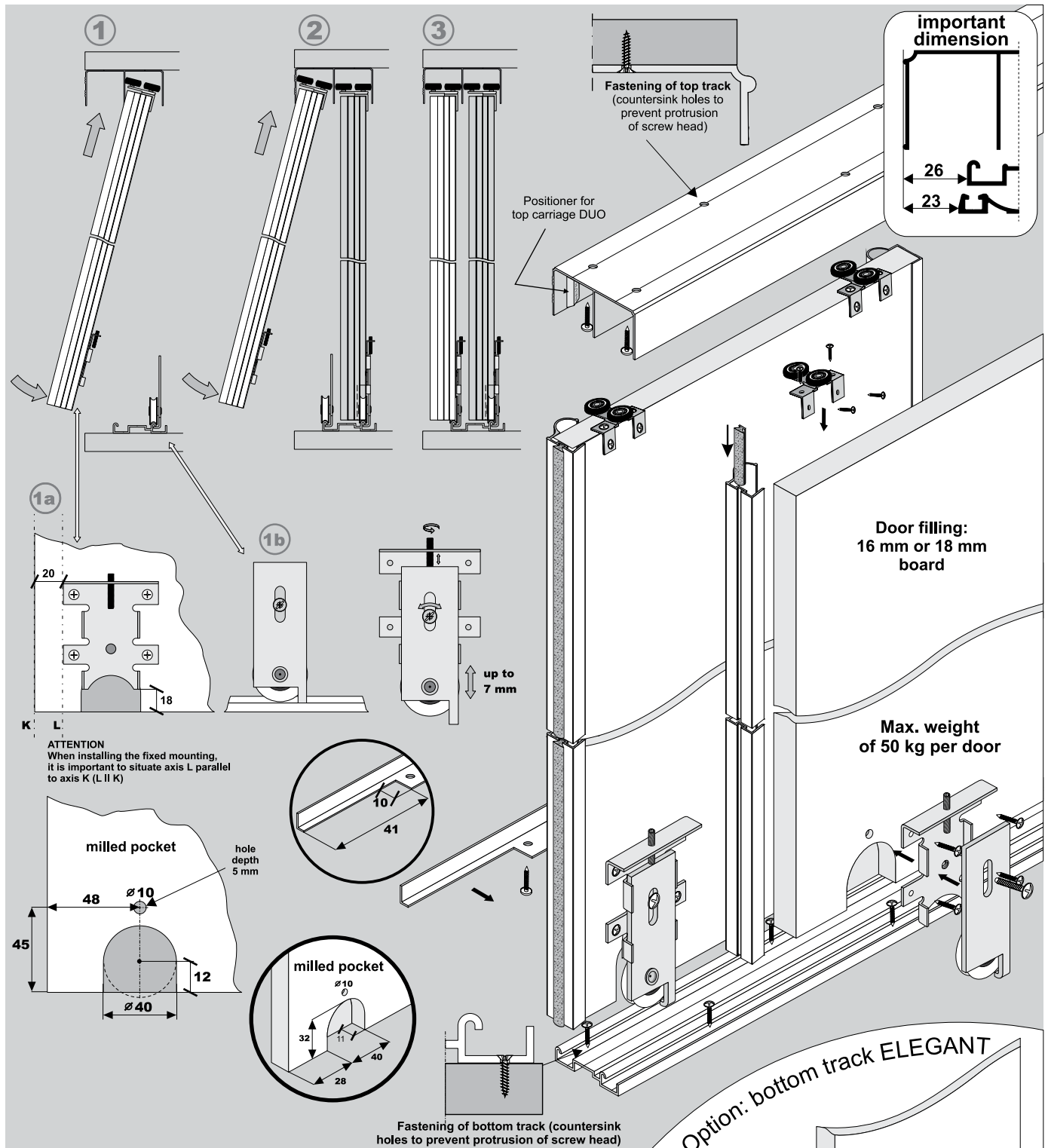


### Installation method for angle section 11 mm x 17 mm

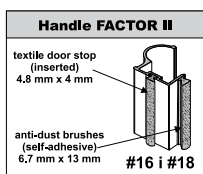


### WARNING

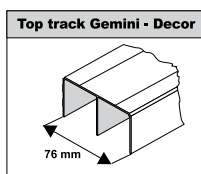
SEVROLL does not bear any responsibility for deformation resulting from the application of improper quality of boards (improper storage, improper humidity)



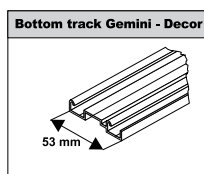
## COMPONENTS



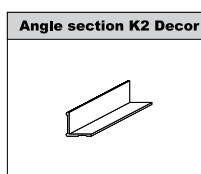
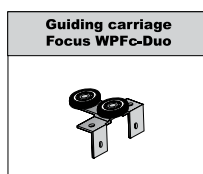
Length 2.7 m



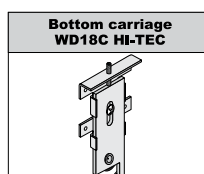
Length 1.7 m, 2.35 m, 3.0 m, 4.05 m, 6.0 m



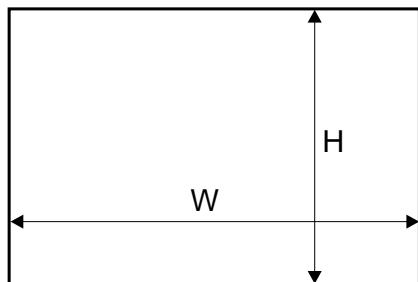
Length 1.7 m, 2.35 m, 3.0 m, 4.05 m, 6.0 m



Length 1.7 m, 2.35 m, 3.0 m



## Dimensions of opening



## door filling - # 16 mm or # 18 board

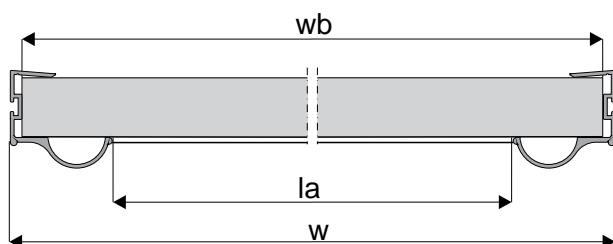
handle length = door height

### ATTENTION! Calculations for handle with inserted brush

door height	- h	$h = H - 38 \text{ mm}$
board height	- hb	$hb = h - 2 \text{ mm}$
door width	- w	$w = (W - 3 + Z) : N$
board width	- wb	$wb = w - 7 \text{ mm}$
angle section length	- la	this size is determined after door construction

number of doors	- N	2	3
total overlap	- Z	30 mm	60 mm

visual design - 4 wings	
	$w = (W + 87) : 4$
	$w = (W : 2 + 27) : 2$

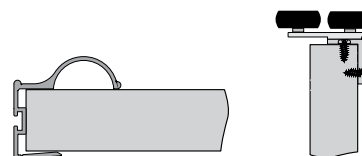


### ATTENTION!

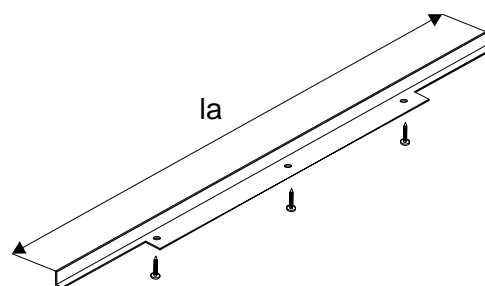
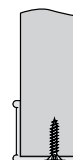
*Handle profile should be 2 mm longer than board height.*

- When fitting handle profiles, do not use assembly adhesive

### Installation method for handle and guiding carriage with # 16 mm or # 18 mm board

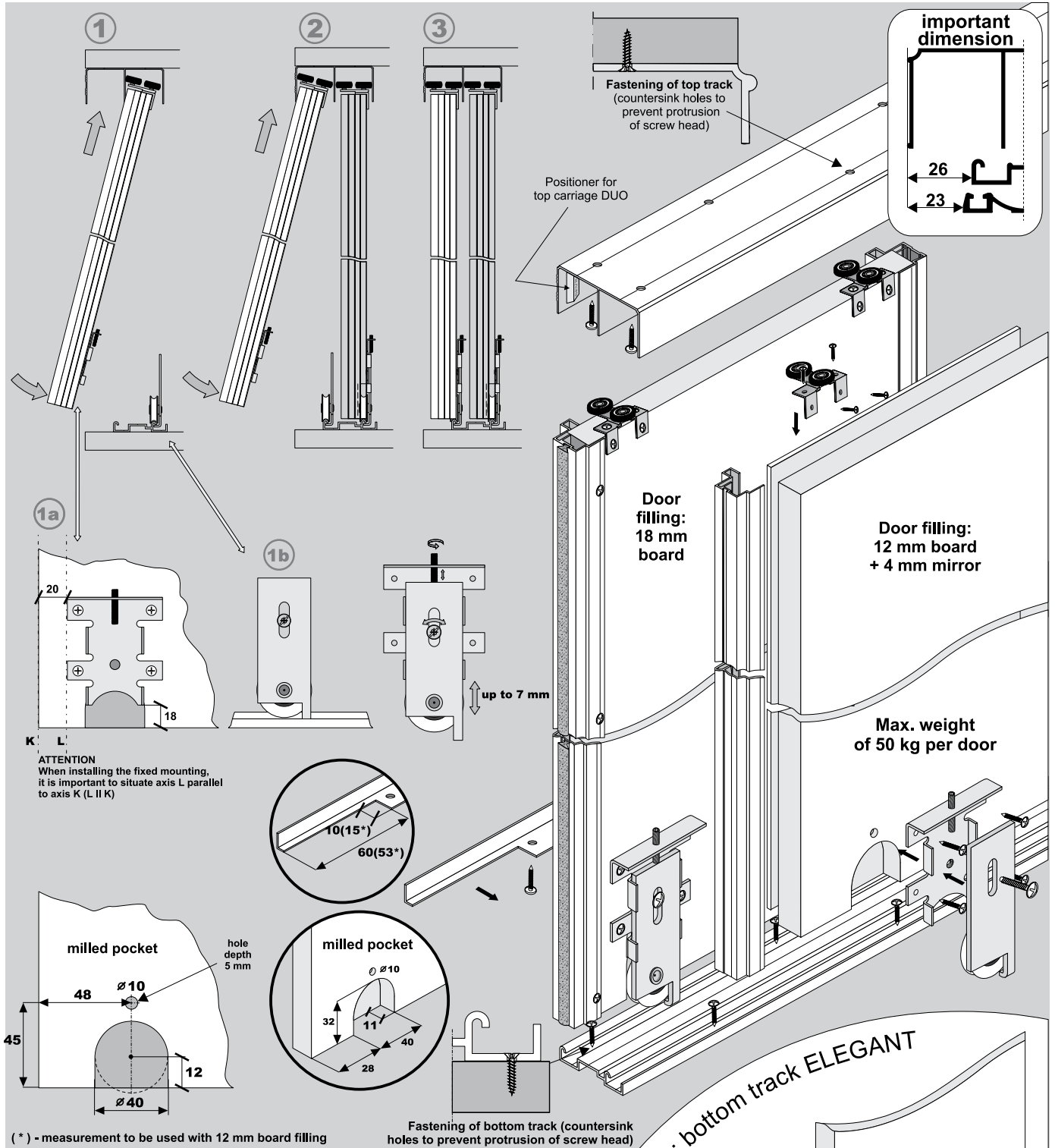


### Installation method for angle section K2 Decor



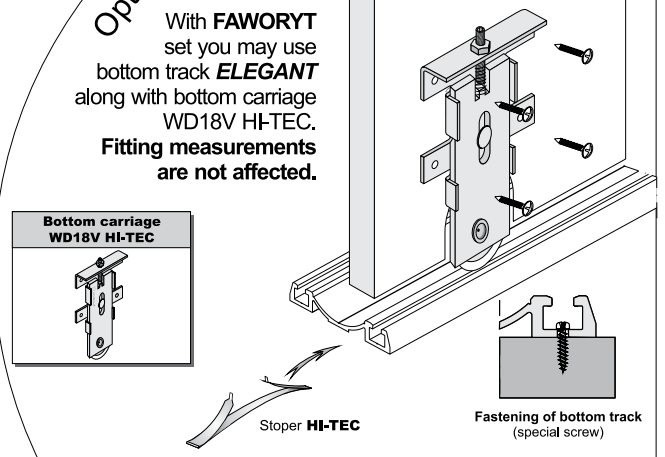
### WARNING

*SEVROLL does not bear any responsibility for deformation resulting from the application of improper quality of boards (improper storage, improper humidity)*



## COMPONENTS

<b>Handle FAWORYT II</b>  anti-dust brushes (self-adhesive) 6,7 mm x 13 mm textile door stop (inserted) 4,8 mm x 4 mm <b>#16 / #18</b> Length 2,7 m	<b>Top track Gemini - Decor</b>  76 mm Length 1,7 m, 2,35 m, 3,0 m, 4,05 m, 6,0 m	<b>Bottom track Gemini - Decor</b>  53 mm Length 1,7 m, 2,35 m, 3,0 m, 4,05 m, 6,0 m
<b>Angle section Mini</b>  11 mm x 17 mm Length 1,7 m, 2,35 m, 3,0 m	<b>Guiding carriage Focus WPFC-Duo</b> 	<b>Bottom carriage WD18C HI-TEC</b> 



## Size calculation method for line FAWORYT

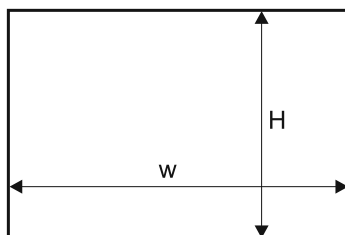
in system GEMINI 18

LINE  
**FAWORYT**



1  
SYSTEM  
GEMINI 18

### Dimensions of opening



handle length = door height

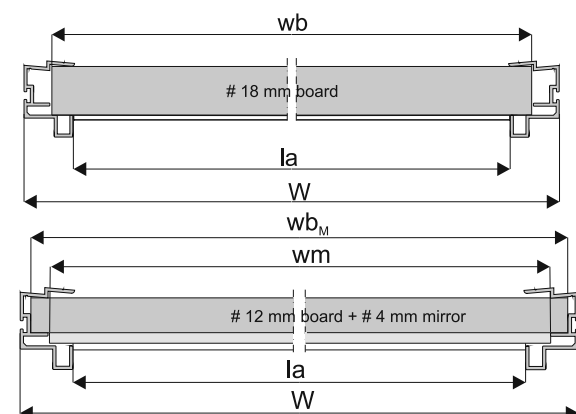
### ATTENTION! Calculations for handle with inserted brush

door height	- h	$h = H - 38 \text{ mm}$
board height	- hb	$hb = h - 2 \text{ mm}$
door width	- w	$w = (W - 3 + Z) : N$
board width #18	- wb	$wb = w - 19 \text{ mm}$
board width #12	- wb <sub>L</sub>	$wb_L = w - 7 \text{ mm}$
angle section length	- la	this size is determined after door construction

number of doors	- N	2	3
total overlap	- Z	18 mm	36 mm

### visual design - 4 wings

	$w = (W + 51) : 4$
	$w = (W : 2 + 15) : 2$



### mirror dimension

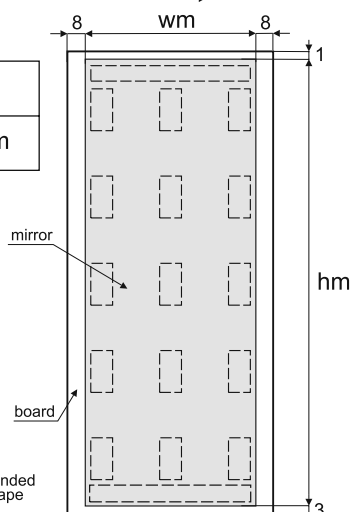
mirror height - hm = hb - 4 mm

mirror width - wm = wb<sub>L</sub> - 16 mm

#### ATTENTION:

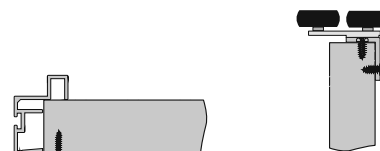
Board to mirror contact area should be free from dirt and grease before applying double-sided tape.

Broken line indicates recommended positioning of double-sided tape

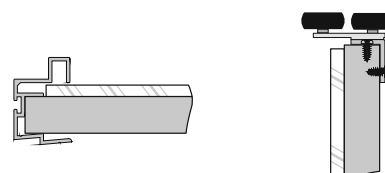


- When fitting handle profiles, do not use assembly adhesive
- The handle should be fixed to board with fastening screws on the inner door face

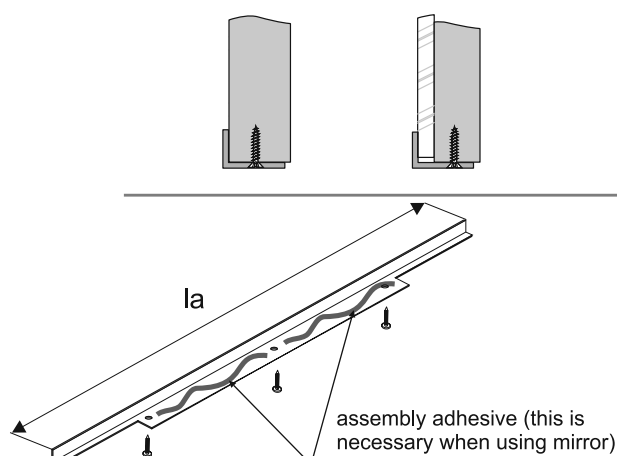
### Installation method for handle and guiding carriage with # 18 mm board



### Installation method for handle and guiding carriage with # 12 mm board + # 4 mm mirror



### Installation method for angle section 11 mm x 17 mm



### ATTENTION!

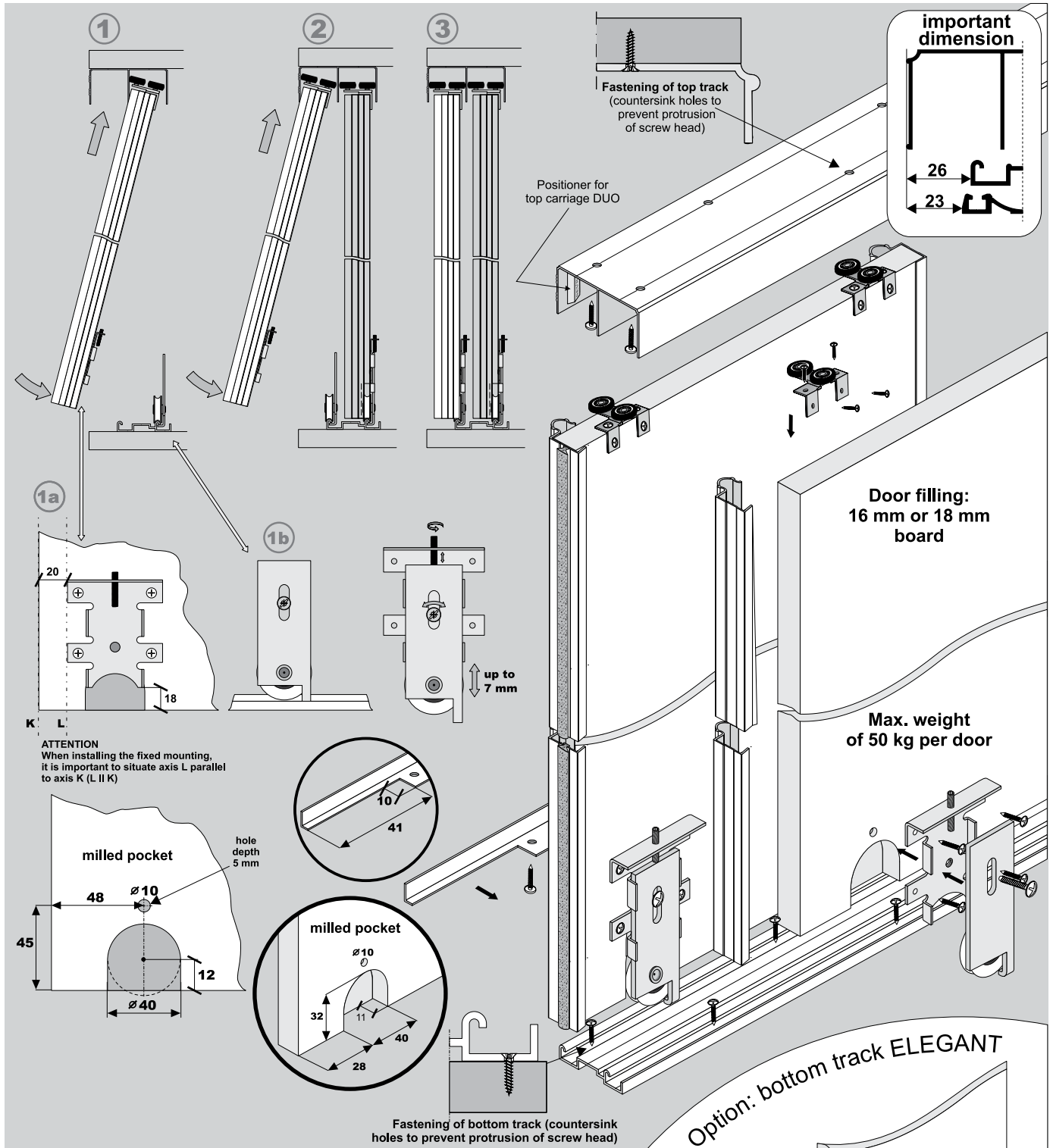
Angle section must be fastened to board with minimum 3 screws  $\varnothing 3 \times 25$ .

### ATTENTION!

Handle profile should be 2 mm longer than board height.

### WARNING

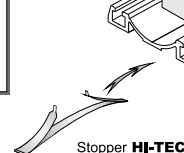
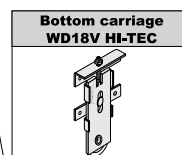
SEVROLL does not bear any responsibility for deformation resulting from the application of improper quality of boards (improper storage, improper humidity).



## COMPONENTS

<b>Handle Fiesta</b>  #16 i #18 Length 2,7 m	<b>Top track Gemini - Decor</b>  76 mm Length 1,7 m, 2,35 m, 3,0 m, 4,05 m, 6,0 m	<b>Bottom track Gemini - Decor</b>  53 mm Length 1,7 m, 2,35 m, 3,0 m, 4,05 m, 6,0 m
<b>Guiding carriage Focus WPFc-Duo</b> 	<b>Angle section K2-Decor</b>  Length 1,7 m, 2,35 m, 3,0 m	<b>Bottom carriage WD18C HI-TEC</b> 

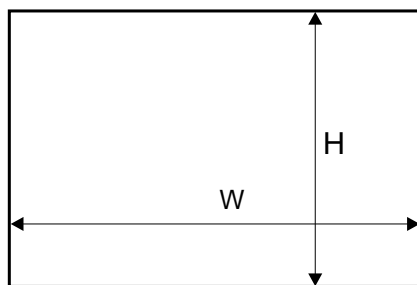
With Fiesta set you may use bottom track **ELEGANT** along with bottom carriage WD18V HI-TEC. Fitting measurements are not affected.



Fastening of bottom track (special screw)



### Dimensions of opening



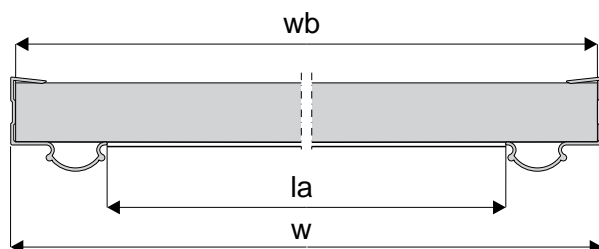
handle length = door height

### door filling - # 16 mm or # 18 board

door height	- h	$h = H - 38 \text{ mm}$
board height	- hb	$hb = h - 2 \text{ mm}$
door width	- w	$w = (W - 3 + Z) : N$
board width	- wb	$wb = w - 3 \text{ mm}$
angle section length	- la	this size is determined after door construction

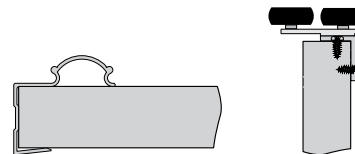
number of doors	- N	2	3
total overlap	- Z	30 mm	60 mm

visual design - 4 wings	
	$w = (W + 87) : 4$
	$w = (W : 2 + 27) : 2$

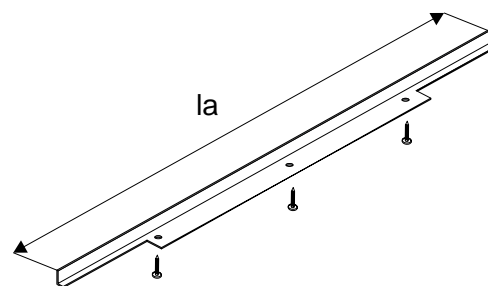
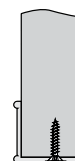


- When fitting handle profiles, do not use assembly adhesive

Installation method for handle and guiding carriage with # 16 mm or # 18 mm board



Installation method for angle section k2 Decor



### ATTENTION!

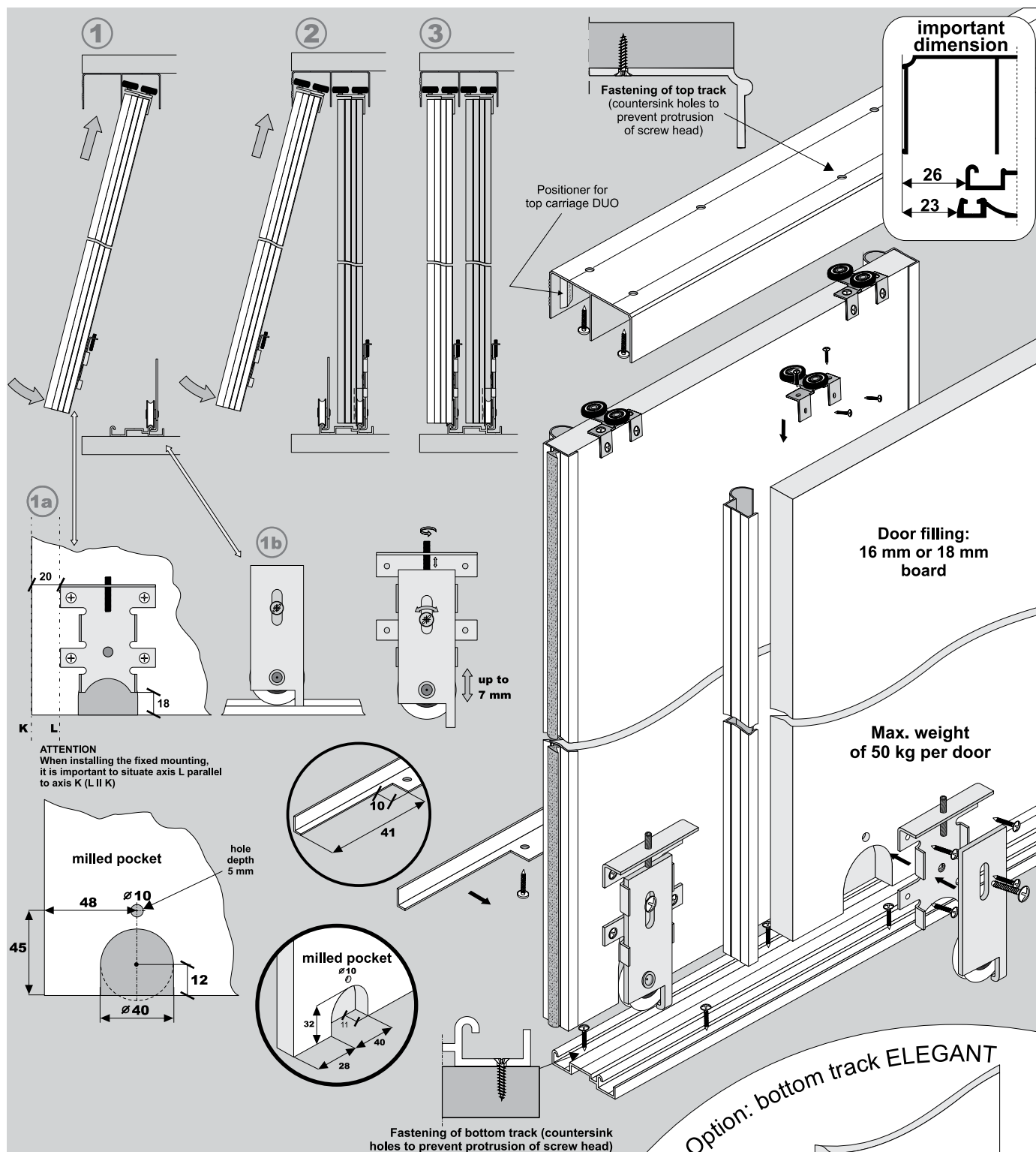
Handle profile should be 2 mm longer than board height.

### WARNING

SEVROLL does not bear any responsibility for deformation resulting from the application of improper quality of boards (improper storage, improper humidity)

### Attention!

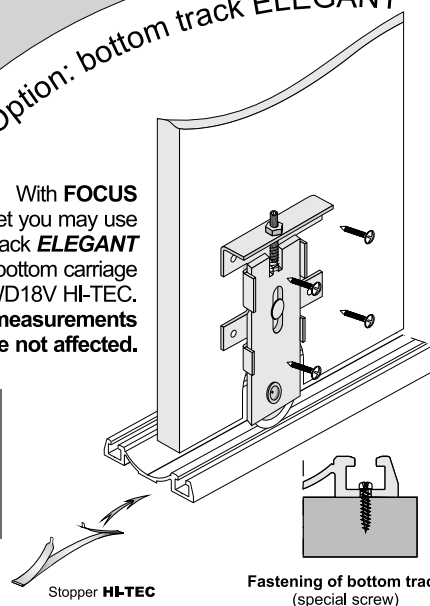
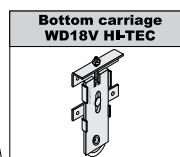
Remove safety backing film prior to cutting aluminium elements (handles, tracks, mid-rails, etc.) to the required length. Film removal allows you to determine any possible issues with product quality (eg. marks)



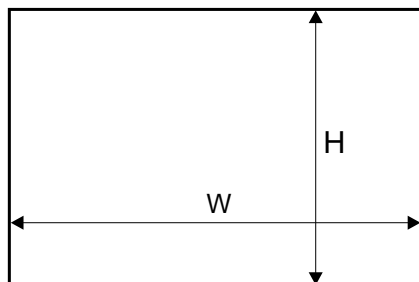
## COMPONENTS

<p><b>Handle FOCUS</b></p> <p>anti-dust brushes (inserted) 6.7 mm x 13 mm</p> <p>textile door stop (self-adhesive) 4,8 mm x 4 mm</p> <p><b>#16 i #18</b></p> <p>Length 2,7 m</p>	<p><b>Top track Gemini - Decor</b></p> <p>76 mm</p> <p>Length 1,7 m, 2,35 m, 3,0 m, 4,05 m, 6,0 m</p>	<p><b>Bottom track Gemini - Decor</b></p> <p>53 mm</p> <p>Length 1,7 m, 2,35 m, 3,0 m, 4,05 m, 6,0 m</p>
<p><b>Guiding carriage Focus WPFc-Duo</b></p> <p>11 mm x 17 mm</p> <p>Length 1,7 m, 2,35 m, 3,0 m</p>	<p><b>Angle section Mini</b></p> <p>11 mm x 17 mm</p> <p>Length 1,7 m, 2,35 m, 3,0 m</p>	<p><b>Bottom carriage WD18C HI-TEC</b></p> <p>Stopper HI-TEC</p> <p>Fastening of bottom track (special screw)</p>

With FOCUS set you may use bottom track **ELEGANT** along with bottom carriage WD18V HI-TEC. Fitting measurements are not affected.



### Dimensions of opening



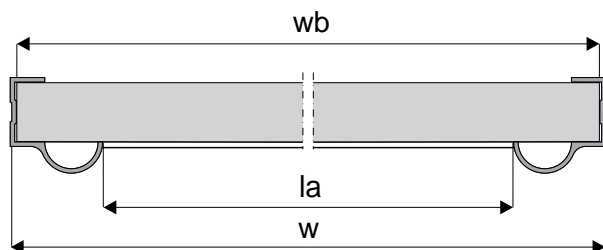
handle length = door height

### door filling - # 16 mm or # 18 board

door height	- h	$h = H - 38 \text{ mm}$
board height	- hb	$hb = h - 2 \text{ mm}$
door width	- w	$w = (W - 3 + Z) : N$
board width	- wb	$wb = w - 3 \text{ mm}$
angle section length	- la	this size is determined after door construction

number of doors	- N	2	3
total overlap	- Z	30 mm	60 mm

visual design - 4 wings	
	$w = (W + 87) : 4$
	$w = (W : 2 + 27) : 2$

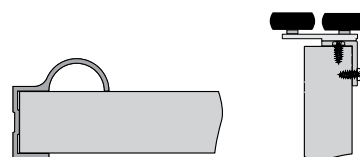


### ATTENTION!

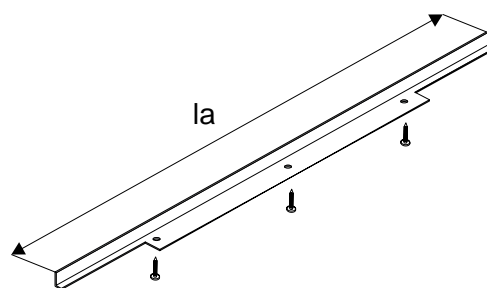

Handle profile should be 2 mm longer than board height.

- When fitting handle profiles, do not use assembly adhesive

Installation method for handle and guiding carriage with # 16 mm or # 18 mm board

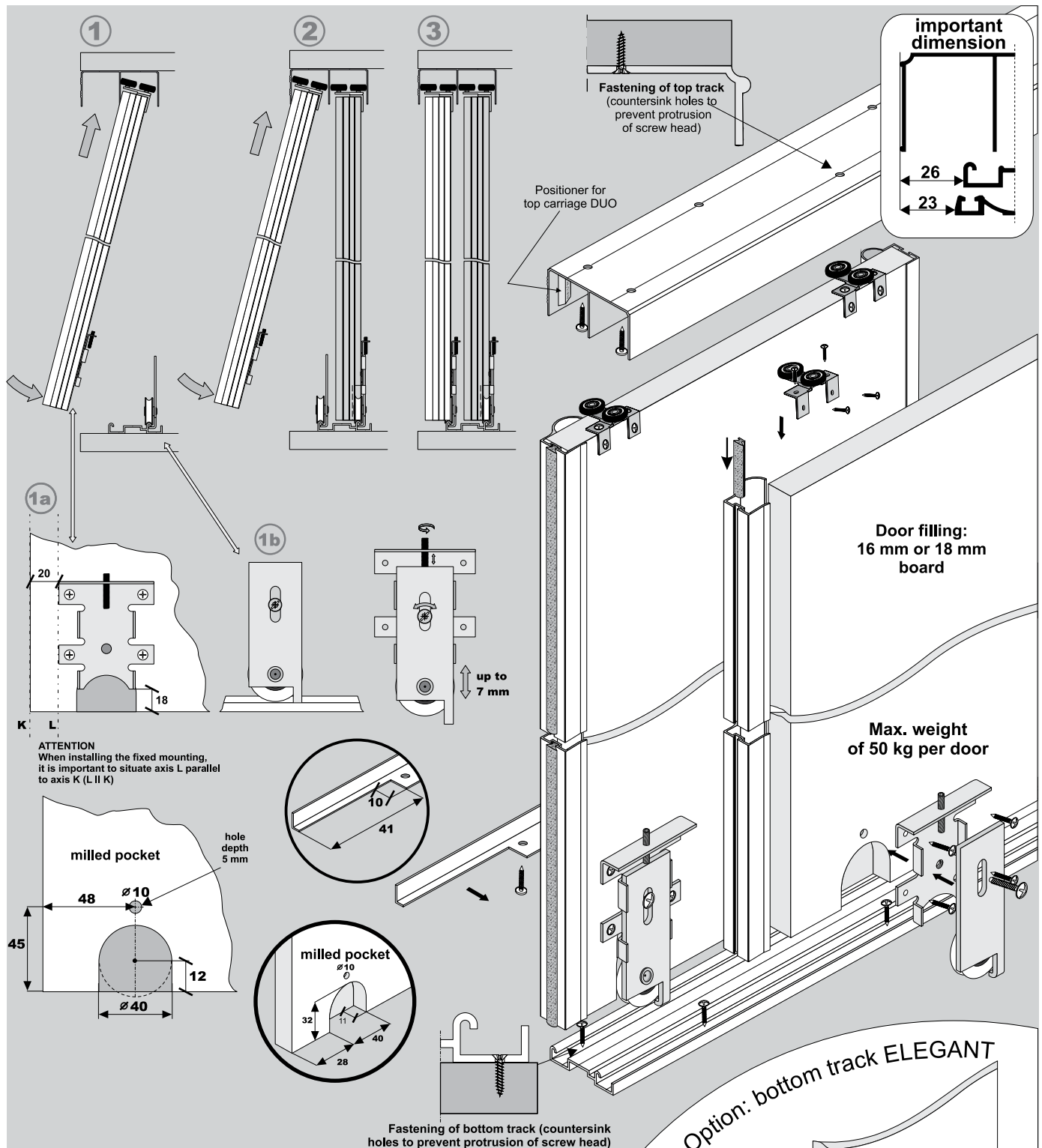


Installation method for angle section 11 mm x 17 mm

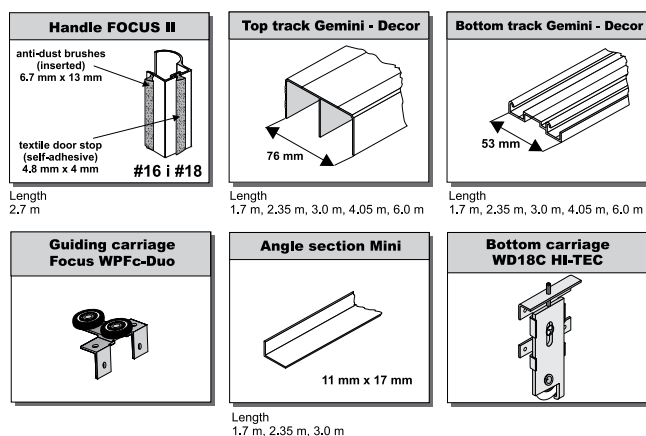


### WARNING

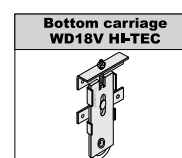
**SEVROLL does not bear any responsibility for deformation resulting from the application of improper quality of boards (improper storage, improper humidity)**



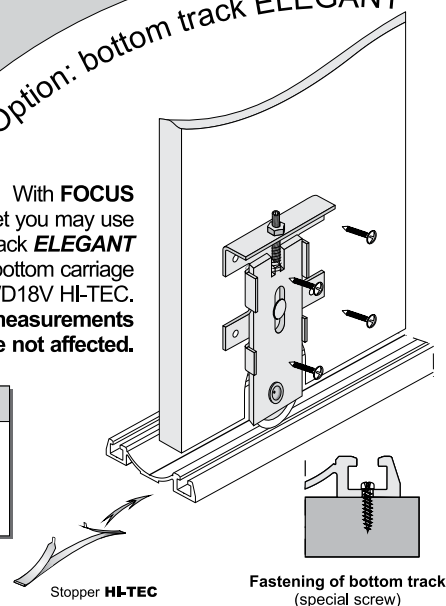
## COMPONENTS



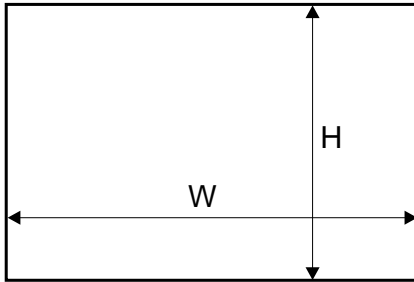
With **FOCUS**  
set you may use  
bottom track **ELEGANT**  
along with bottom carriage  
WD18V HI-TEC.  
Fitting measurements  
are not affected.



Option: bottom track **ELEGANT**



Dimensions of opening



handle length = door height


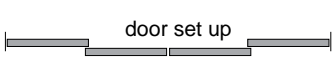
**ATTENTION! Calculations for handle with inserted brush**

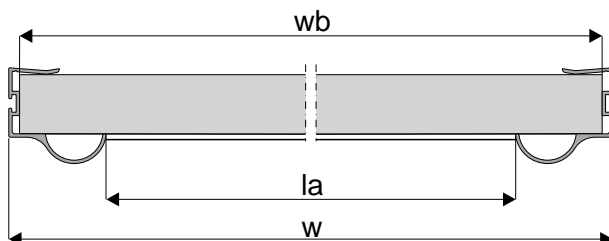
**door filling - # 16 mm or # 18 board**

door height	- h	$h = H - 38 \text{ mm}$
board height	- hb	$hb = h - 2 \text{ mm}$
door width	- w	$w = (W - 3 + Z) : N$
board width	- wb	$wb = w - 7 \text{ mm}$
angle section length	- la	this size is determined after door construction

number of doors	- N	2	3
total overlap	- Z	29 mm	58 mm

visual design - 4 wings

	$w = (W + 84) : 4$
	$w = (W : 2 + 26) : 2$

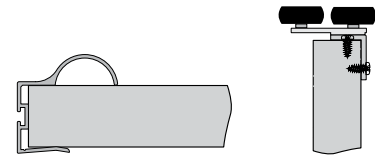


**ATTENTION!**

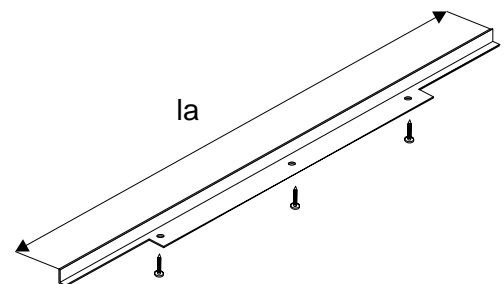
**Handle profile should be 2 mm longer than board height.**

- When fitting handle profiles, do not use assembly adhesive

Installation method for handle and guiding carriage with # 16 mm or # 18 mm board

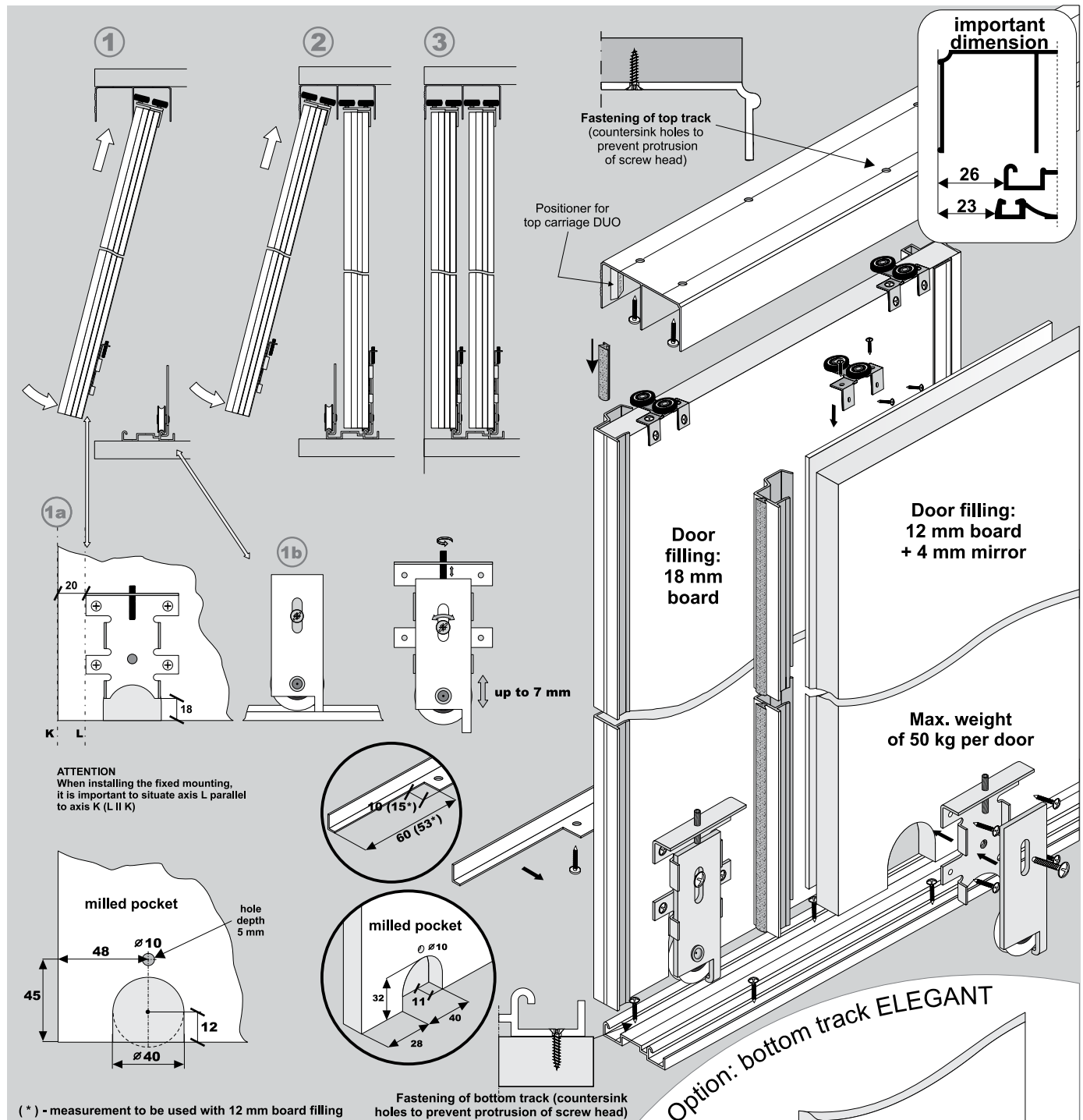


Installation method for angle section 11 mm x 17 mm



**WARNING**

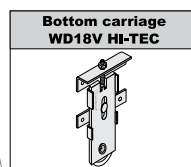
**SEVROLL does not bear any responsibility for deformation resulting from the application of improper quality of boards (improper storage, improper humidity)**



## COMPONENTS

<b>Handle Universal GM</b> anti-dust brushes (self-adhesive) 6,7 mm x 9 mm textile door stop (inserted) 4,8 mm x 4 mm <b>#16 i #18</b> Length 2,7 m	<b>Top track Gemini - Decor</b> 76 mm Length 1,7 m, 2,35 m, 3,0 m, 4,05 m, 6,0 m	<b>Bottom track Gemini - Decor</b> 53 mm Length 1,7 m, 2,35 m, 3,0 m, 4,05 m, 6,0 m
<b>Angle section Mini</b> 11 mm x 17 mm Length 1,7 m, 2,35 m, 3,0 m	<b>Guiding carriage Focus WPFc-Duo</b>	<b>Bottom carriage WD18C HI-TEC</b>

With **UNIVERSAL GM**  
set you may use  
bottom track **ELEGANT**  
along with bottom carriage  
WD18V HI-TEC.  
**Fitting measurements**  
are not affected.



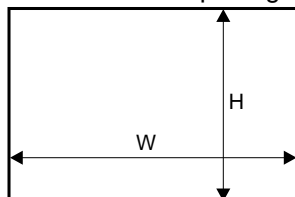
Stopper **HI-TEC**

**Fastening of bottom track**  
(special screw)





### Dimensions of opening



handle length = door height

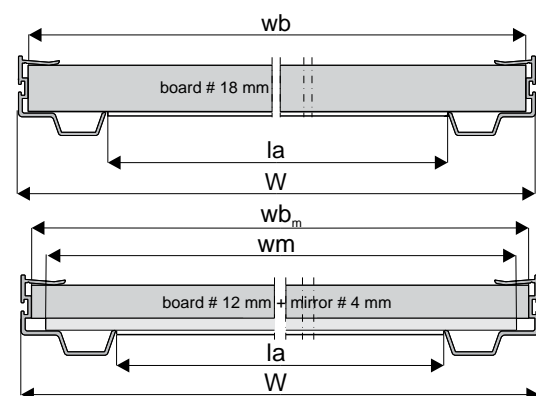
**door filling** - # 18 mm or # 12 board  
with # 4 mm mirror

door height	- h	$h = H - 38 \text{ mm}$
board height	- hb	$hb = h - 2 \text{ mm}$
door width	- w	$w = (W - 3 + Z) : N$
board width	<b>#18</b> - wb	$wb = w - 7 \text{ mm}$
board width	<b>#12</b> - wb <sub>m</sub>	$wb_m = w - 7 \text{ mm}$
angle section length	- la	this size is determined after door construction

number of doors	- N	2	3
total overlap	- Z	32 mm	64 mm

### visual design - 4 wings

	$w = (W + 93) : 4$
	$w = (W : 2 + 29) : 2$



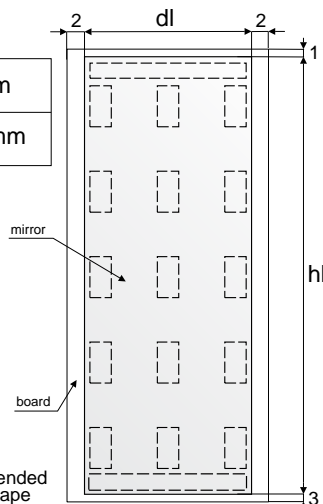
### mirror dimension

mirror height -  $hm = hb - 4 \text{ mm}$

mirror width -  $wm = wb_m - 4 \text{ mm}$

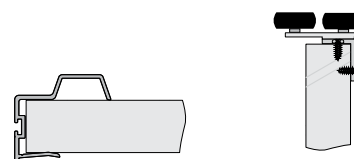
**ATTENTION:**  
board to mirror contact area  
should be free from dirt  
and grase before applying  
double-sided tape

Broken line indicates recommended  
positioning of double-sided tape

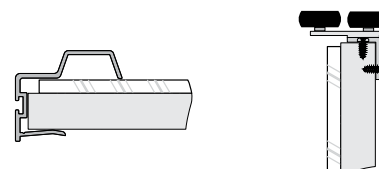


- When fitting handle profiles, do not use assembly adhesive
- The handle should be fixed to board with fastening screws on the inner door face

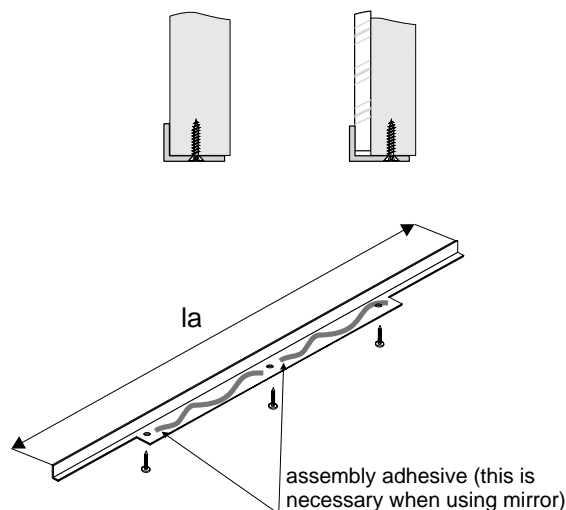
### Installation method for handle and guiding carriage with # 18 mm board



### Installation method for handle and guiding carriage with # 12 mm board + # 4 mm mirror



### Installation method for angle section 11 mm x 17 mm



### ATTENTION!

Angle section must be fastened  
to board with minimum 3 screws  $\varnothing 3 \times 25$ .

### ATTENTION!

**Handle profile should be 2 mm  
longer than board height.**

### WARNING

**SEVROLL does not bear any responsibility  
for deformation resulting from the application  
of improper quality of boards  
(improper storage, improper humidity)**



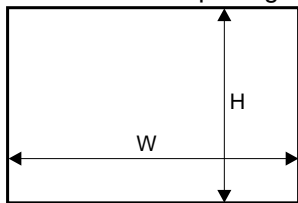
### Fastening of bottom track (special screw)

## Size calculation method for line VICTORIA

in system GEMINI 18



### Dimensions of opening



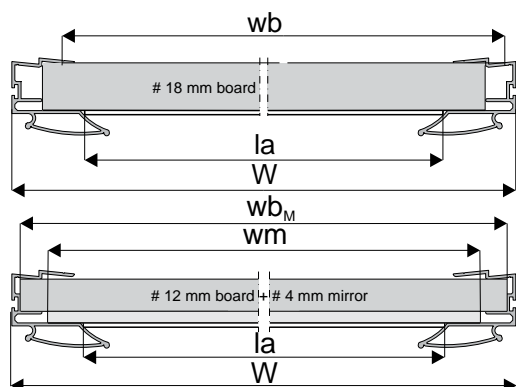
handle length = door height

### ATTENTION! Calculations for handle with inserted brush

door height	- h	$h = H - 38 \text{ mm}$
board height	- hb	$hb = h - 2 \text{ mm}$
door width	- w	$w = (W - 3 + Z) : N$
board width	<b>#18</b> - wb	$wb = w - 22 \text{ mm}$
board width	<b>#12</b> - wb <sub>L</sub>	$wb_L = w - 7 \text{ mm}$
angle section length	- la	this size is determined after door construction

number of doors	- N	2	3
total overlap	- Z	36 mm	72 mm

visual design - 4 wings	
	$w = (W + 105) : 4$
	$w = (W : 2 + 33) : 2$



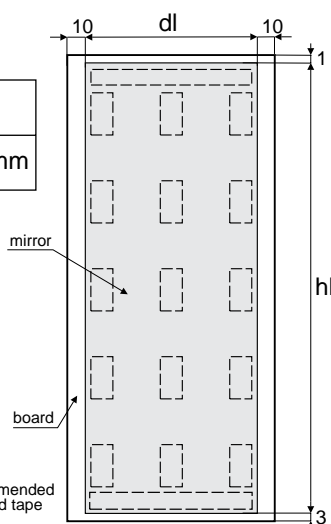
### mirror dimension

mirror height -  $hm = hb - 4 \text{ mm}$

mirror width -  $wm = wb_M - 20 \text{ mm}$

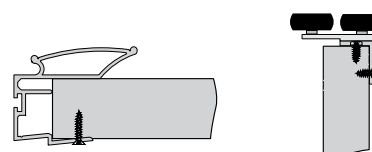
**ATTENTION:**  
Board to mirror contact area should be free from dirt and grease before applying double-sided tape.

Broken line indicates recommended positioning of double-sided tape




- When fitting handle profiles, do not use assembly adhesive
- The handle should be fixed to board with fastening screws on the inner door face

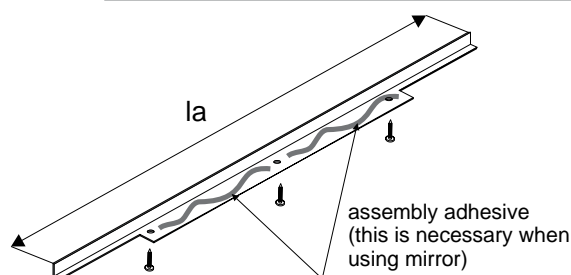
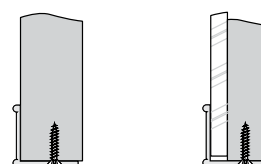
### Installation method for handle and guiding carriage with # 18 mm board



### Installation method for handle and guiding carriage with # 12 mm board + # 4 mm mirror



### Installation method for angle section K2 Decor



### ATTENTION!

Angle section must be fastened to board with minimum 3 screws  $\varnothing 3 \times 25$ .

### ATTENTION!

**Handle profile should be 2 mm longer than board height.**

### WARNING

**SEVROLL does not bear any responsibility for deformation resulting from the application of improper quality of boards (improper storage, improper humidity)**

SERIES  
**COMFORT**

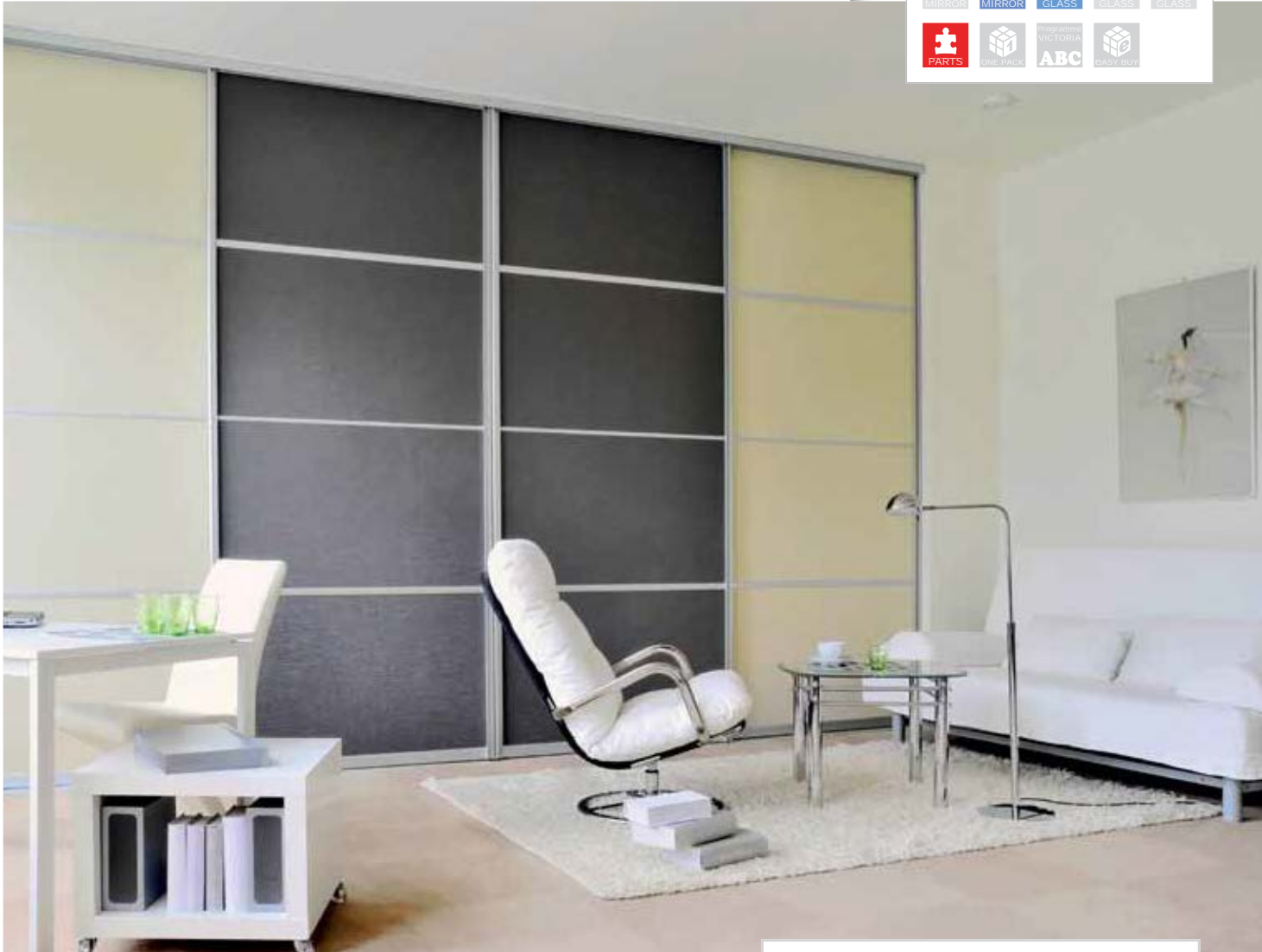





SYSTEM

# COMFORT 10

Twin track sliding doors with bottom carriage system

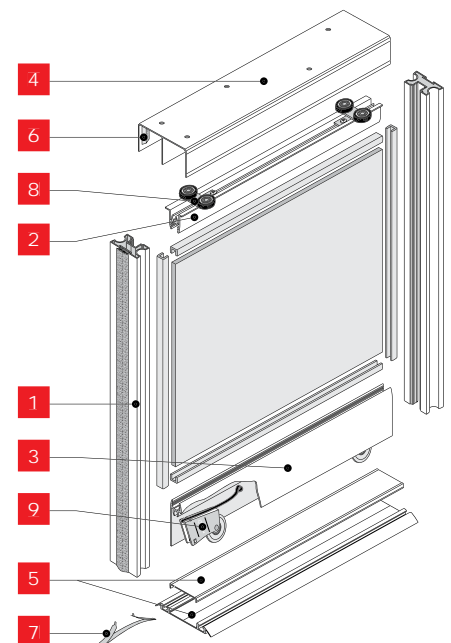


## CHARACTERISTICS

► Application	Sliding doors
► Track	Twin
▼ Carriage system	Bottom
► Top guide	Ball bearing carriage
► Bottom guide	Ball bearing carriage (load bearing)
► Construction	Frame
► Filling thickness	10 mm
► Filling type	10 mm MFC or 4.5 mm safety glass or 4 mm mirror
► Max. door load	50 kg
► Max. handle length	2.7 m, 3.00 m, 3.50 m (depending on handle used)
► Max. track length	6.00 m
► Textile door stops	Yes
► Anti-dust brushes	Yes
► Sales programme	Components are available individually
► Decorative profile programme	DECOR

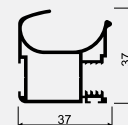
## USAGE

- Built-in furniture, walk-in wardrobes, wardrobes, attics

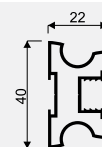


Handle **FUTURE II**

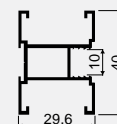
CODE	COLOUR	LENGTH (mm)	COLLECTIVE PACKAGING	PRICED PER	NET PRICE
03048	SILVER	2700	20	ITEM	
03046	LIGHT BROWN	2700	20	ITEM	
03050	GOLD	2700	20	ITEM	
03049	SILVER	3500	20	ITEM	
03047	LIGHT BROWN	3500	20	ITEM	
03051	GOLD	3500	20	ITEM	

Handle **MASTER**

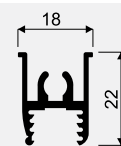
CODE	COLOUR	LENGTH (mm)	COLLECTIVE PACKAGING	PRICED PER	NET PRICE
02376	SILVER	2700	20	ITEM	
02377	LIGHT BROWN	2700	20	ITEM	
02378	GOLD	2700	20	ITEM	
02379	SILVER	3000	20	ITEM	
02380	LIGHT BROWN	3000	20	ITEM	
02381	GOLD	3000	20	ITEM	

Handle **STAR**

CODE	COLOUR	LENGTH (mm)	COLLECTIVE PACKAGING	PRICED PER	NET PRICE
03210	SILVER	2700	10	ITEM	
03209	LIGHT BROWN	2700	10	ITEM	
03211	GOLD	2700	10	ITEM	

Upper horizontal profile **Decor****DECOR**

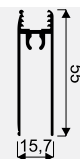
CODE	COLOUR	LENGTH (mm)	COLLECTIVE PACKAGING	PRICED PER	NET PRICE
02912	SILVER	1700	24	ITEM	
02908	LIGHT BROWN	1700	24	ITEM	
02916	GOLD	1700	24	ITEM	
03042	LIGHT BROWN with brushed effect	1700	24	ITEM	
03097	BLACK with brushed effect	1700	24	ITEM	
03100	COGNAC with brushed effect	1700	24	ITEM	
02913	SILVER	2350	24	ITEM	
02909	LIGHT BROWN	2350	24	ITEM	
02917	GOLD	2350	24	ITEM	
03043	LIGHT BROWN with brushed effect	2350	24	ITEM	
03098	BLACK with brushed effect	2350	24	ITEM	
03101	COGNAC with brushed effect	2350	24	ITEM	
02914	SILVER	3000	24	ITEM	
02910	LIGHT BROWN	3000	24	ITEM	
02918	GOLD	3000	24	ITEM	
03044	LIGHT BROWN with brushed effect	3000	24	ITEM	
03099	BLACK with brushed effect	3000	24	ITEM	
03102	COGNAC with brushed effect	3000	24	ITEM	
02915	SILVER	6000	24	ITEM	
02911	LIGHT BROWN	6000	24	ITEM	
02919	GOLD	6000	24	ITEM	





Lower horizontal profile **Decor****DECOR**

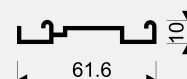
CODE	COLOUR	LENGTH (mm)	COLLECTIVE PACKAGING	PRICED PER	NET PRICE
00161	SILVER	1700	12	ITEM	
00152	LIGHT BROWN	1700	12	ITEM	
00164	GOLD	1700	12	ITEM	
02490	LIGHT BROWN with brushed effect	1700	12	ITEM	
03091	BLACK with brushed effect	1750	12	ITEM	
03094	COGNAC with brushed effect	1750	12	ITEM	
00162	SILVER	2350	12	ITEM	
00153	LIGHT BROWN	2350	12	ITEM	
00165	GOLD	2350	12	ITEM	
02491	LIGHT BROWN with brushed effect	2350	12	ITEM	
03092	BLACK with brushed effect	2350	12	ITEM	
03095	COGNAC with brushed effect	2350	12	ITEM	
00163	SILVER	3000	12	ITEM	
00155	LIGHT BROWN	3000	12	ITEM	
00166	GOLD	3000	12	ITEM	
02492	LIGHT BROWN with brushed effect	3000	12	ITEM	
03093	BLACK with brushed effect	3000	12	ITEM	
03096	COGNAC with brushed effect	3000	12	ITEM	
02764	SILVER	6000	12	ITEM	
02763	LIGHT BROWN	6000	12	ITEM	
02827	GOLD	6000	12	ITEM	

Top track **COMFORT Decor****DECOR**

CODE	COLOUR	LENGTH (mm)	COLLECTIVE PACKAGING	PRICED PER	NET PRICE
02834	SILVER	1700	12	ITEM	
02829	LIGHT BROWN	1700	12	ITEM	
02839	GOLD	1700	12	ITEM	
02835	SILVER	2350	12	ITEM	
02830	LIGHT BROWN	2350	12	ITEM	
02840	GOLD	2350	12	ITEM	
02836	SILVER	3000	12	ITEM	
02831	LIGHT BROWN	3000	12	ITEM	
02841	GOLD	3000	12	ITEM	
02837	SILVER	4050	12	ITEM	
02832	LIGHT BROWN	4050	12	ITEM	
02842	GOLD	4050	12	ITEM	
02838	SILVER	6000	12	ITEM	
02833	LIGHT BROWN	6000	12	ITEM	
02843	GOLD	6000	12	ITEM	

Bottom track **COMFORT**

CODE	COLOUR	LENGTH (mm)	COLLECTIVE PACKAGING	PRICED PER	NET PRICE
00883	SILVER	1700	12	ITEM	
00873	LIGHT BROWN	1700	12	ITEM	
00888	GOLD	1700	12	ITEM	
00884	SILVER	2350	12	ITEM	
00875	LIGHT BROWN	2350	12	ITEM	
00889	GOLD	2350	12	ITEM	
00885	SILVER	3000	12	ITEM	
00876	LIGHT BROWN	3000	12	ITEM	
00890	GOLD	3000	12	ITEM	
01495	SILVER	4050	12	ITEM	
01494	LIGHT BROWN	4050	12	ITEM	
01496	GOLD	4050	12	ITEM	
02706	SILVER	6000	12	ITEM	
02705	LIGHT BROWN	6000	12	ITEM	
02707	GOLD	6000	12	ITEM	




Bottom track **DOUBLER II Decor**

CODE	COLOUR	LENGTH (mm)	COLLECTIVE PACKAGING	PRICED PER	NET PRICE
02849	SILVER	1700	12	ITEM	
02844	LIGHT BROWN	1700	12	ITEM	
02854	GOLD	1700	12	ITEM	
02850	SILVER	2350	12	ITEM	
02845	LIGHT BROWN	2350	12	ITEM	
02855	GOLD	2350	12	ITEM	
02851	SILVER	3000	12	ITEM	
02846	LIGHT BROWN	3000	12	ITEM	
02856	GOLD	3000	12	ITEM	
02852	SILVER	4050	12	ITEM	
02847	LIGHT BROWN	4050	12	ITEM	
02857	GOLD	4050	12	ITEM	
02853	SILVER	6000	12	ITEM	
02848	LIGHT BROWN	6000	12	ITEM	
02858	GOLD	6000	12	ITEM	

Covering strip for bottom track  
**DOUBLER II Decor****DECOR**

CODE	COLOUR	LENGTH (mm)	COLLECTIVE PACKAGING	PRICED PER	NET PRICE
02864	SILVER	1700	12	ITEM	
02859	LIGHT BROWN	1700	12	ITEM	
02869	GOLD	1700	12	ITEM	
02865	SILVER	2350	12	ITEM	
02860	LIGHT BROWN	2350	12	ITEM	
02870	GOLD	2350	12	ITEM	
02866	SILVER	3000	12	ITEM	
02861	LIGHT BROWN	3000	12	ITEM	
02871	GOLD	3000	12	ITEM	
02867	SILVER	4050	12	ITEM	
02862	LIGHT BROWN	4050	12	ITEM	
02872	GOLD	4050	12	ITEM	
02868	SILVER	6000	12	ITEM	
02863	LIGHT BROWN	6000	12	ITEM	
02873	GOLD	6000	12	ITEM	

Top carriage **DUO** positioner

**i** Collective package contains 100 pcs



CODE	COLLECTIVE PACKAGING	PRICED PER	NET PRICE
20104	1	COLLECTIVE PACKAGE	

Stopper for  
bottom carriage **HI-TEC**

CODE	COLLECTIVE PACKAGING	PRICED PER	NET PRICE
20080	1000	ITEM	



SYSTEM

## COMFORT I0

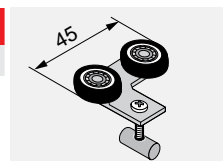
## Basic system components

Guiding carriage

## FUTURE WPft.-DUO

**i** Code 10042 applies to left or right carriage

CODE	COLLECTIVE PACKAGING	PRICED PER	NET PRICE
10042	400	ITEM	



SET: Guiding carriage

## FUTURE WPft.-DUO Blister

**i** Set includes two carriages, left and right, fully packaged

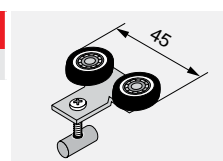
CODE	COLLECTIVE PACKAGING	PRICED PER	NET PRICE
10048	50	SET	

Guiding carriage

## MASTER WPMs.-DUO



CODE	COLLECTIVE PACKAGING	PRICED PER	NET PRICE
10086	200	ITEM	



Soft-close

## SEVROMATIC SV-25 &amp; SV-50

**i** Set includes 2 items L & R

CODE	KG	COLLECTIVE PACKAGING	PRICED PER	NET PRICE
20139	25	24	SET	
20200	50	24	SET	



Soft-close

## SEVROMATIC MINI SV-40

**i** Set includes 2 items

CODE	KG	COLLECTIVE PACKAGING	PRICED PER	NET PRICE
20258	40	24	SET	

Soft-close

## SEVROMATIC TOP SV-60 i SV-80

**i** Set includes 2 items

CODE	KG	COLLECTIVE PACKAGING	PRICED PER	NET PRICE
20259	60	24	SET	
20267	80	24	SET	



Bottom carriage  
**WD 10C HI-TEC**



CODE	COLLECTIVE PACKAGING	PRICED PER	NET PRICE
10044	100	ITEM	

**SET:** Bottom carriage  
**WD 10C HI-TEC Blister**



**i** Set includes two carriages, fully packaged

CODE	COLLECTIVE PACKAGING	PRICED PER	NET PRICE
10050	50	SET	

Bottom carriage  
**WD 10V HI-TEC**



CODE	COLLECTIVE PACKAGING	PRICED PER	NET PRICE
10043	100	ITEM	

**SET:** Bottom carriage  
**WD 10V HI-TEC Blister**



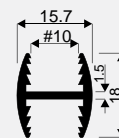
**i** Set includes two carriages and stopper HI-TEC, fully packaged

CODE	COLLECTIVE PACKAGING	PRICED PER	NET PRICE
10051	50	SET	

**H10** profile



CODE	COLOUR	LENGTH (mm)	COLLECTIVE PACKAGING	PRICED PER	NET PRICE
00207	SILVER	3000	30	ITEM	
00204	LIGHT BROWN	3000	30	ITEM	
00208	GOLD	3000	30	ITEM	
02493	LIGHT BROWN with brushed effect	3000	30	ITEM	
03103	BLACK with brushed effect	3000	30	ITEM	
03104	COGNAC with brushed effect	3000	30	ITEM	

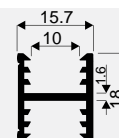


**H10** profile - **Decor**



**DECOR**

CODE	COLOUR	LENGTH (mm)	COLLECTIVE PACKAGING	PRICED PER	NET PRICE
01617	SILVER	3000	30	ITEM	
01616	LIGHT BROWN	3000	30	ITEM	
01618	GOLD	3000	30	ITEM	





SYSTEM

## COMFORT I0

Basic system components

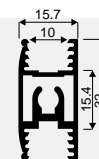
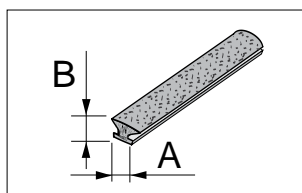
## H30 profile - Decor



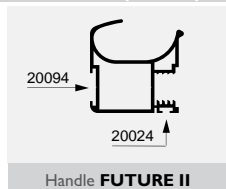
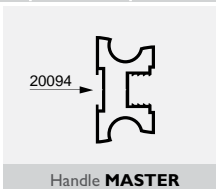
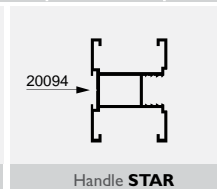
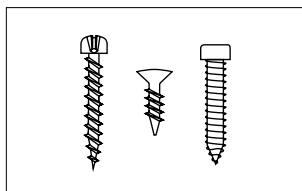
DECOR



CODE	COLOUR	LENGTH (mm)	COLLECTIVE PACKAGING	PRICED PER	NET PRICE
00222	SILVER	3000	20	ITEM	
00219	LIGHT BROWN	3000	20	ITEM	
00223	GOLD	3000	20	ITEM	

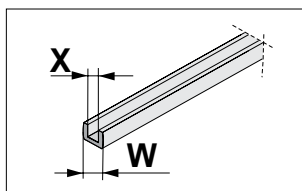
TEXTILE DOOR STOP  
and ANTI-DUST BRUSHES**i** All brushes on page 372

CODE	NAME	A (mm)	B (mm)	INSTALLATION	COLLECTIVE PACKAGING	PRICED PER	NET PRICE
20024	ANTI-DUST BRUSH	4.8	13	INSERTED	200	RUNNING METRE	
20226	ANTI-DUST BRUSH	4.8	13	INSERTED	10	COLLECTIVE PACKAGE (50 r.m.)	
20094	TEXTILE DOOR STOP	14.5	4	INSERTED	200	RUNNING METRE	
20224	TEXTILE DOOR STOP	14.5	4	INSERTED	10	COLLECTIVE PACKAGE (50 r.m.)	

Handle **FUTURE II**Handle **MASTER**Handle **STAR**Screws **SMART, UNIX**  
and **SELF-TAPPING****i** Collective package contains 100 screws

CODE	NAME	DIMENSIONS (mm)	COLLECTIVE PACKAGING	PRICED PER	NET PRICE
20041	SCREW SMART	2.5 x 18	1	COLLECTIVE PACKAGE	
20092	SCREW SMART	2.5 x 25	1	COLLECTIVE PACKAGE	
20107	COUNTERSUNK SCREW UNIX	3 x 13	1	COLLECTIVE PACKAGE	
20001	SELF-TAPPING SCREW	6.3 x 32	2000	ITEM	

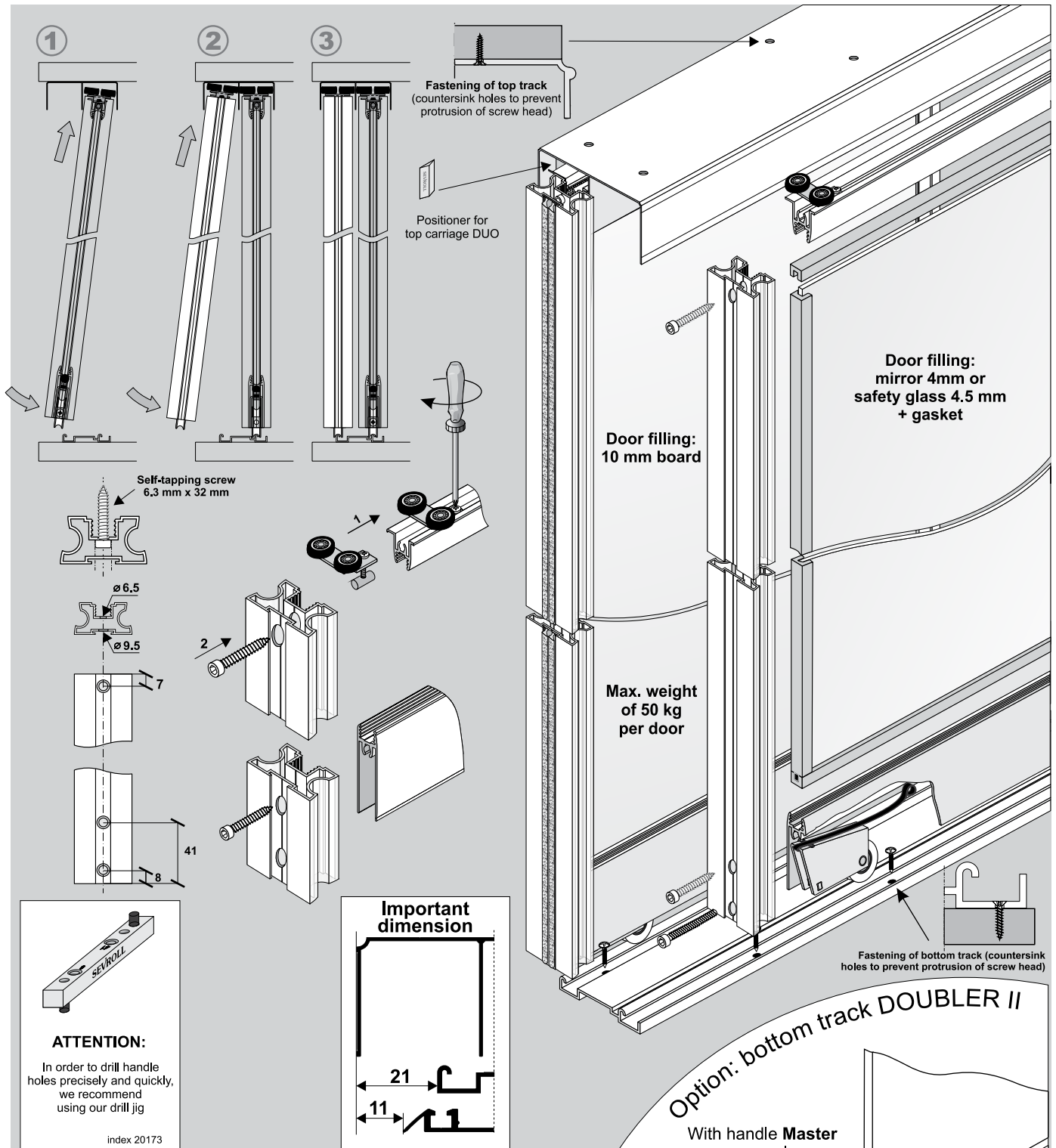
## GASKET

**i** All gaskets on page 372

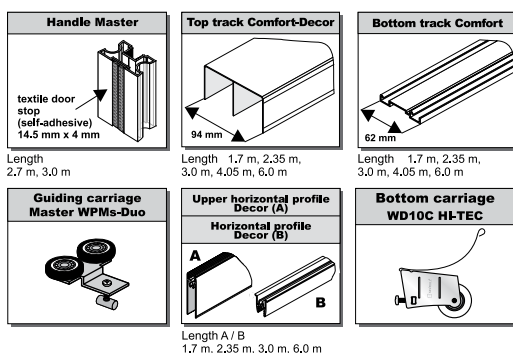
CODE	X (mm)	W (mm)	COLLECTIVE PACKAGING	PRICED PER	NET PRICE
20031	4	10	100	RUNNING METRE	
20032	4.5	10	100	RUNNING METRE	
20033	6	10	100	RUNNING METRE	
20098	6.4	10	100	RUNNING METRE	
20052	8	10	100	RUNNING METRE	





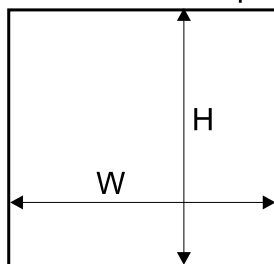


## COMPONENTS



You must remember to purchase self-tapping screws to construct each door (4 screws per door). When using safety glass or mirror, you must also remember to purchase gasket.

## Dimensions of opening



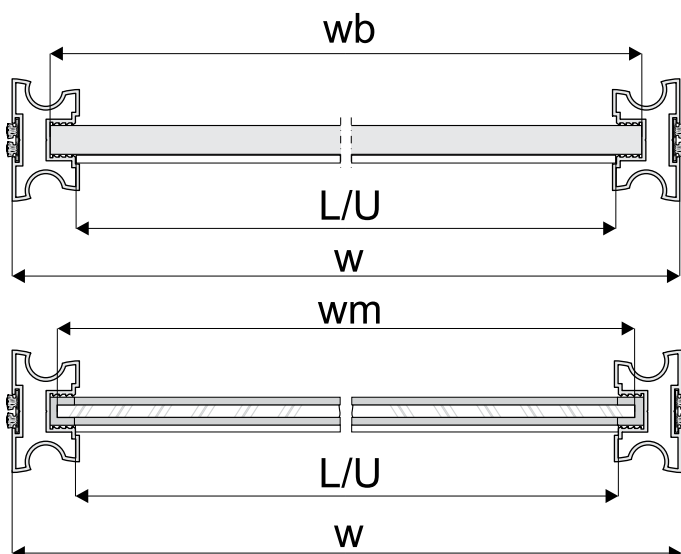
door filling:  
board # 10 mm  
mirror # 4 mm  
or safety glass

handle length = door height

door height	- h	$h = H - 38 \text{ mm}$
door wing height with soft-close fitted	Mini SV40	$h = H - 42 \text{ mm}$
	Top SV60/80	$h = H - 45 \text{ mm}$
	SV-25 SV-50	$h = H - 38 \text{ mm}$
board height	- hb	$hb = h - 64 \text{ mm}$
door width	- w	$w = (W - 3 \text{ mm} + Z) : N$
board width	- wb	$wb = w - 25 \text{ mm}$
horizontal profile length upper horizontal profile length - U	- L	$L = U = w - 42 \text{ mm}$

number of doors	- N	2	3
total overlap	- Z	22 mm	44 mm

visual design - 4 wings	
	$w = (W + 63) : 4$
	$w = (W : 2 + 19) : 2$

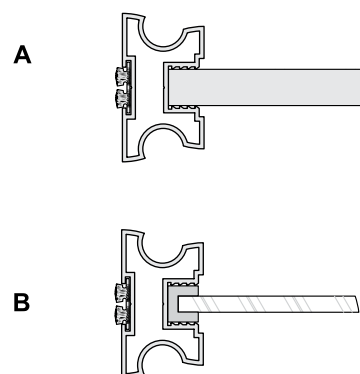


door filling - glass or mirror # 4 mm

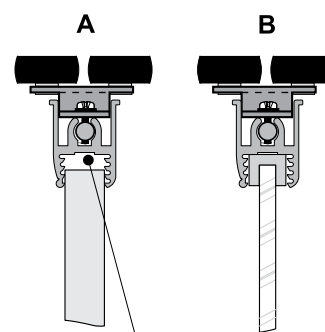
mirror height - hm	$hm = hb$
mirror width - wm	$wm = wb - 4 \text{ mm}$

**Installation method for fitting 10 mm board (diag. A) and 4 mm mirror or glass (diag. B)**

- with handle

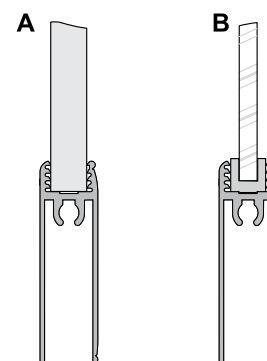


- with upper profile



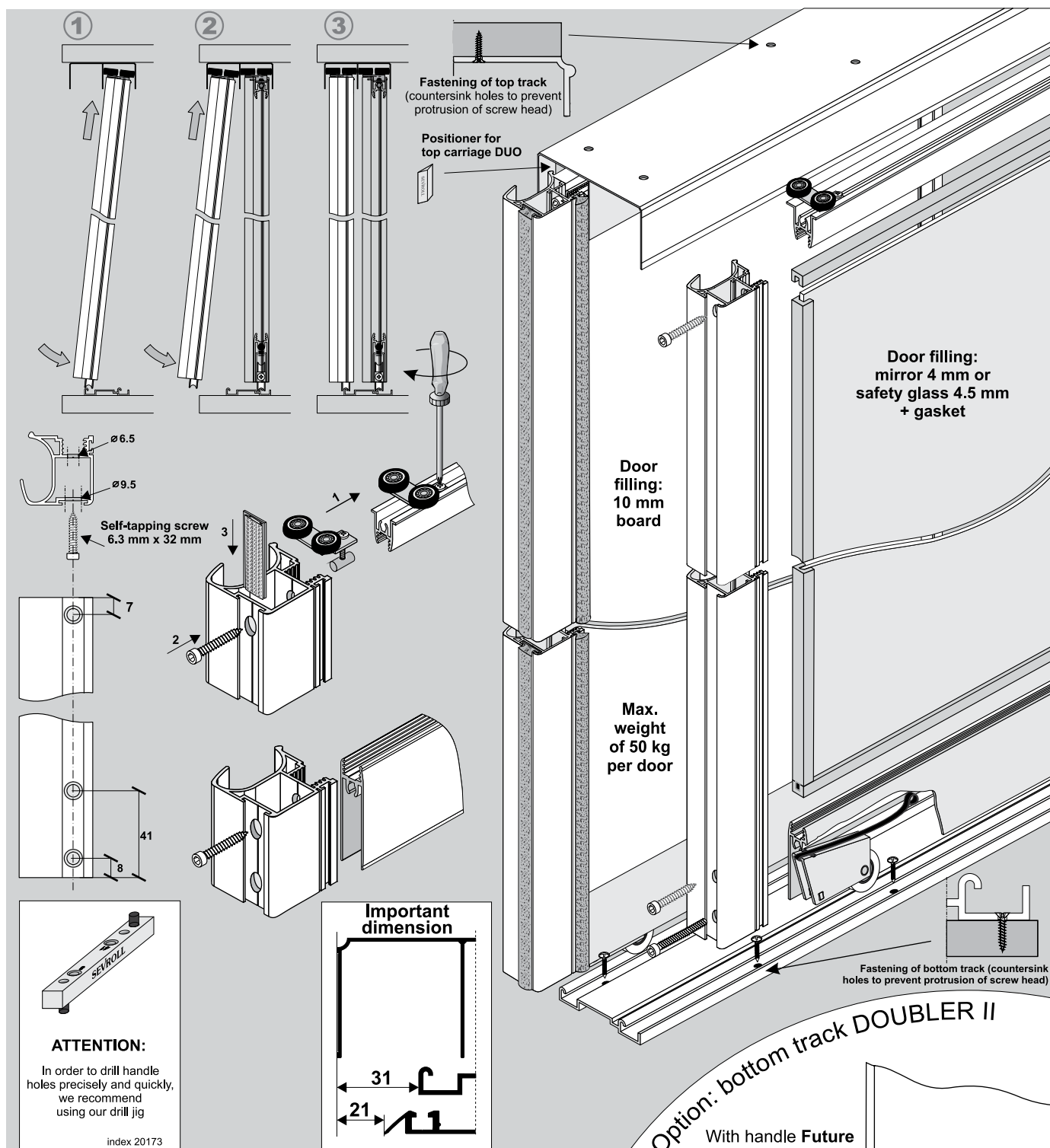
construction clearance included in the calculation of the height of board

- with lower profile

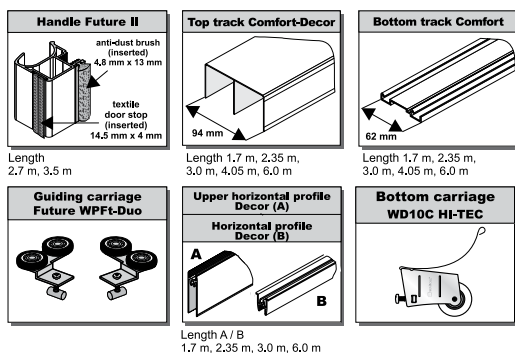


## ATTENTION!

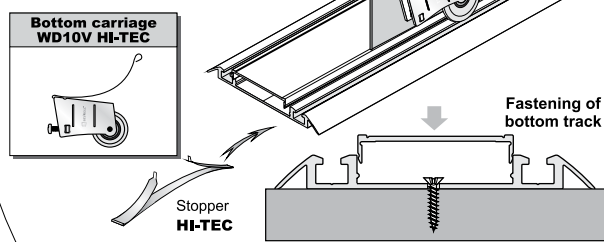
**Mirror (4 mm) should be used with a safety backing film. Safety glass (4.5 mm) comprises of two thin layers with a film in-between. Both mirror and glass need fitting gasket.**



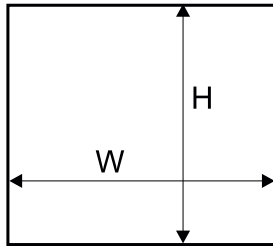
## COMPONENTS



You must remember to purchase self-tapping screws to construct each door (4 screws per door). When using safety glass or mirror, you must also remember to purchase gasket.



## Dimensions of opening



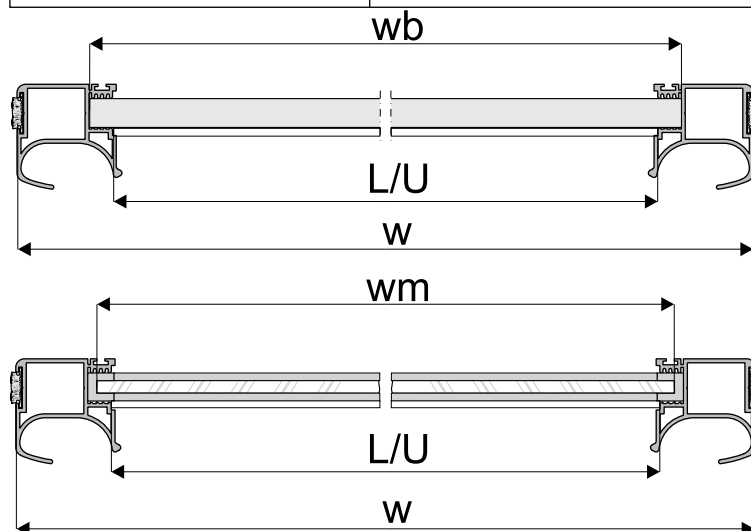
door filling:  
board # 10 mm  
mirror # 4 mm  
or safety glass

handle length = door height

door height	- h	$h = H - 38 \text{ mm}$
door wing height with soft-close fitted	Mini SV40	$h = H - 42 \text{ mm}$
	Top SV60/80	$h = H - 45 \text{ mm}$
	SV-25 SV-50	$h = H - 38 \text{ mm}$
board height	- hb	$hb = h - 64 \text{ mm}$
door width	- w	$w = (W - 3 \text{ mm} + Z) : N$
board width	- wb	$wb = w - 51 \text{ mm}$
horizontal profile length upper horizontal profile length - U	- L	$L = U = w - 68 \text{ mm}$

number of doors	- N	2	3
total overlap	- Z	37 mm	74 mm

visual design - 4 wings	
	$w = (W + 108) : 4$
	$w = (W : 2 + 34) : 2$

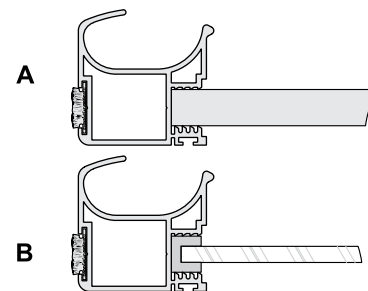


## door filling - mirror # 4 mm or safety glass

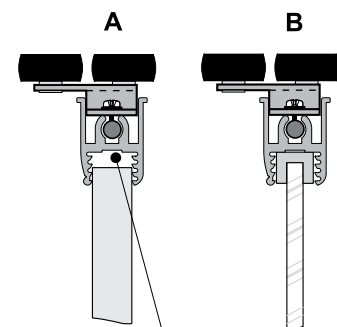
mirror height	- hm	$hm = hb$
mirror width	- wm	$wm = wb - 4 \text{ mm}$

## Installation method for fitting 10 mm board (diag. A) and 4 mm mirror or glass (diag. B)

- with handle

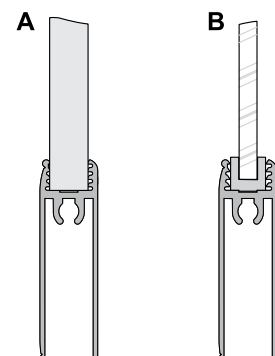


- with upper profile



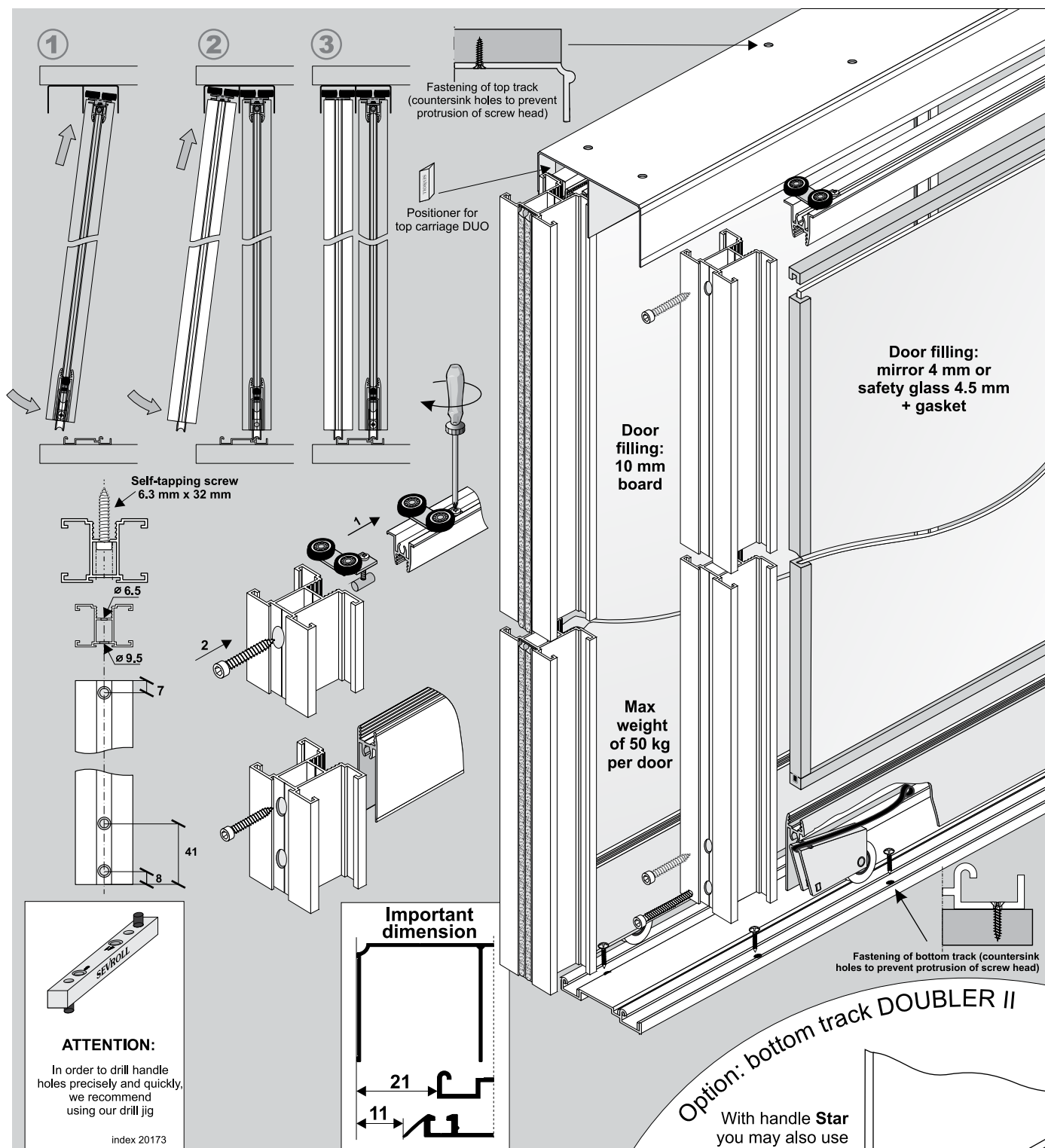
construction clearance included in the calculation of the height of board

- with lower profile

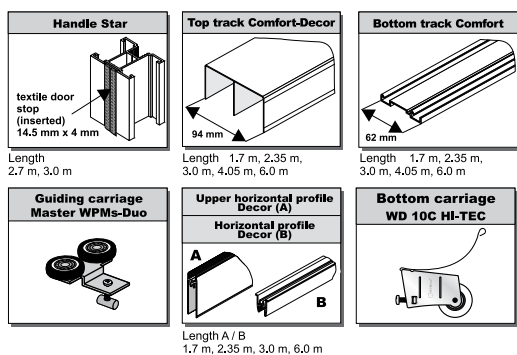


## ATTENTION!

**Mirror (4 mm) should be used with a safety backing film. Safety glass (4.5 mm) comprises of two thin layers with a film in-between. Both mirror and glass need fitting gasket.**



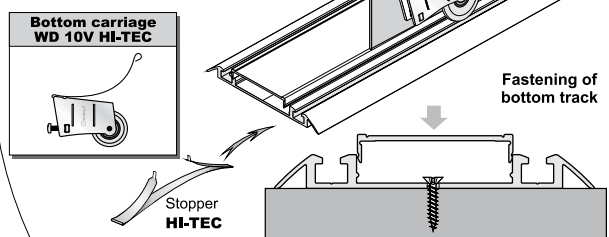
## COMPONENTS



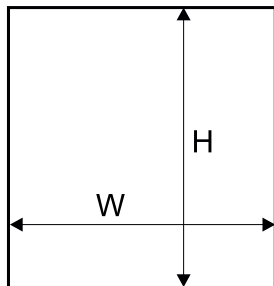
You must remember to purchase self-tapping screws to construct each door (4 screws per door). When using safety glass or mirror, you must also remember to purchase gasket.

Option: bottom track **DOUBLER II**

With handle **Star** you may also use bottom track **Doubler II** with covering strip along with bottom carriage **WD10V HI-TEC**. Fitting measurements are not affected.



## Dimensions of opening



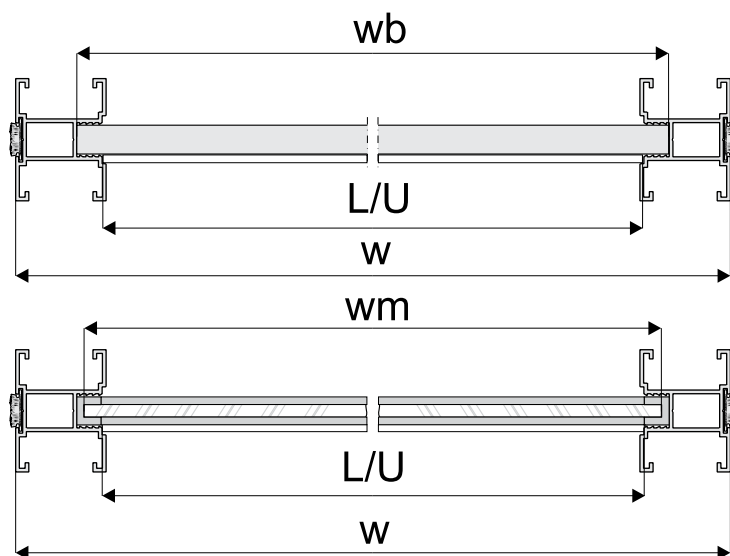
door filling:  
board # 10 mm  
mirror # 4 mm  
or safety glass

handle length = door height

door height	- h	$h = H - 38 \text{ mm}$
door wing height with soft-close fitted	Mini SV40	$h = H - 42 \text{ mm}$
	Top SV60/80	$h = H - 45 \text{ mm}$
	SV-25 SV-50	$h = H - 38 \text{ mm}$
board height	- hb	$hb = h - 64 \text{ mm}$
door width	- w	$w = (W - 3\text{mm} + Z) : N$
board width	- wb	$wb = w - 40 \text{ mm}$
horizontal profile length	- L	$L = U = d - 57 \text{ mm}$
upper horizontal profile length	- U	

number of doors	- N	2	3
total overlap	- Z	30 mm	60 mm

visual design - 4 wings	
	$w = (W + 87) : 4$
	$w = (W : 2 + 27) : 2$

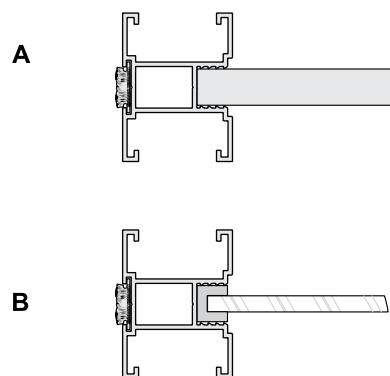


door filling - glass or mirror # 4 mm

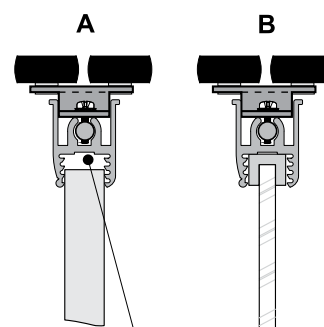
mirror height - hm	$hm = hb$
mirror width - wm	$wm = wb - 4 \text{ mm}$

**Installation method for fitting 10 mm board (diag. A)  
and 4 mm mirror or glass (diag. B)**

- with handle

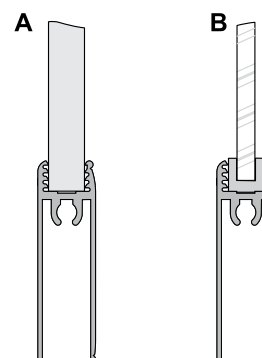


- with upper profile



construction clearance included in the calculation  
of the height of board

- with lower profile



## ATTENTION!

*Mirror (4 mm) should be used with a safety  
backing film. Safety glass (4.5 mm) comprises  
of two thin layers with a film in-between.  
Both mirror and glass need fitting gasket.*




## SYSTEM

# COMFORT 18

Twin track sliding doors with bottom carriage system



8 kg	14 kg	16 kg	25 kg	35 kg
40 kg	45 kg	50 kg	60 kg	70 kg
100 kg	120 kg			
10mm BOARD	16mm BOARD	18mm BOARD	16-40mm BOARD	16-50mm BOARD
BOARD+MIRROR	4mm MIRROR	4.5mm GLASS	6mm GLASS	8-12mm GLASS
PARTS	ONE PACK	PROGRAMME VICTORIA ABC	EASY BUY	

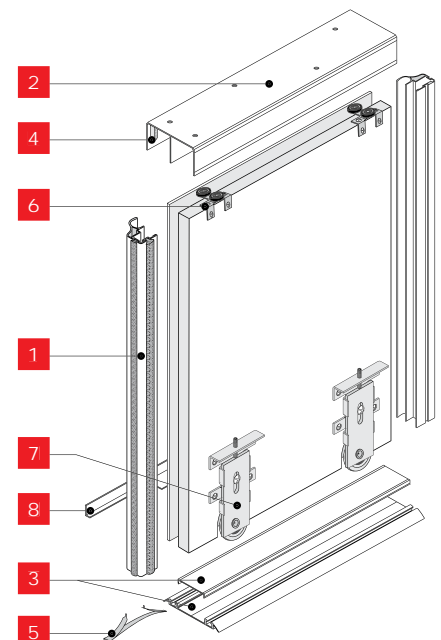


### CHARACTERISTICS

► Application	Sliding door
► Track	Twin
▼ Carriage system	Bottom
► Top guide	Ball bearing carriage
► Bottom guide	Ball bearing carriage (load bearing)
► Construction	Board
► Filling thickness	18 mm or 12 mm + mirror
► Filling type	18 mm MFC or 12 mm + 4 mm mirror
► Max. door load	50 kg
► Max. handle length	2.70 m
► Max. track length	6.00 m
► Textile door stops	Yes
► Anti-dust brushes	Yes
► Sales programme	Components are available individually
► Decorative profile programme	DECOR

### USAGE

- Built-in furniture, walk-in wardrobes, wardrobes, attics

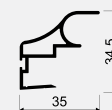


Handle **COMFORT 16 II**

1a



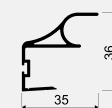
CODE	COLOUR	LENGTH (mm)	COLLECTIVE PACKAGING	PRICED PER	NET PRICE
02718	SILVER	2700	20	ITEM	
02717	LIGHT BROWN	2700	20	ITEM	
02719	GOLD	2700	20	ITEM	

Handle **COMFORT 18 II**

1b



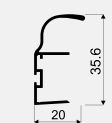
CODE	COLOUR	LENGTH (mm)	COLLECTIVE PACKAGING	PRICED PER	NET PRICE
02723	SILVER	2700	20	ITEM	
02721	LIGHT BROWN	2700	20	ITEM	
02724	GOLD	2700	20	ITEM	

Handle **MINICOMFORT II**

1c



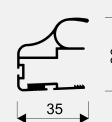
CODE	COLOUR	LENGTH (mm)	COLLECTIVE PACKAGING	PRICED PER	NET PRICE
02742	SILVER	2700	40	ITEM	
02740	LIGHT BROWN	2700	40	ITEM	
02743	GOLD	2700	40	ITEM	

Handle **UNICOMFORT II**

1d



CODE	COLOUR	LENGTH (mm)	COLLECTIVE PACKAGING	PRICED PER	NET PRICE
02728	SILVER	2700	20	ITEM	
02726	LIGHT BROWN	2700	20	ITEM	
02729	GOLD	2700	20	ITEM	

Top track **COMFORT Decor****DECOR**

2



CODE	COLOUR	LENGTH (mm)	COLLECTIVE PACKAGING	PRICED PER	NET PRICE
02834	SILVER	1700	12	ITEM	
02829	LIGHT BROWN	1700	12	ITEM	
02839	GOLD	1700	12	ITEM	
02835	SILVER	2350	12	ITEM	
02830	LIGHT BROWN	2350	12	ITEM	
02840	GOLD	2350	12	ITEM	
02836	SILVER	3000	12	ITEM	
02831	LIGHT BROWN	3000	12	ITEM	
02841	GOLD	3000	12	ITEM	
02837	SILVER	4050	12	ITEM	
02832	LIGHT BROWN	4050	12	ITEM	
02842	GOLD	4050	12	ITEM	
02838	SILVER	6000	12	ITEM	
02833	LIGHT BROWN	6000	12	ITEM	
02843	GOLD	6000	12	ITEM	

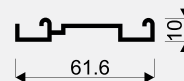


Bottom track **COMFORT**

3a




CODE	COLOUR	LENGTH (mm)	COLLECTIVE PACKAGING	PRICED PER	NET PRICE
00883	SILVER	1700	12	ITEM	
00873	LIGHT BROWN	1700	12	ITEM	
00888	GOLD	1700	12	ITEM	
00884	SILVER	2350	12	ITEM	
00875	LIGHT BROWN	2350	12	ITEM	
00889	GOLD	2350	12	ITEM	
00885	SILVER	3000	12	ITEM	
00876	LIGHT BROWN	3000	12	ITEM	
00890	GOLD	3000	12	ITEM	
01495	SILVER	4050	12	ITEM	
01494	LIGHT BROWN	4050	12	ITEM	
01496	GOLD	4050	12	ITEM	
02706	SILVER	6000	12	ITEM	
02705	LIGHT BROWN	6000	12	ITEM	
02707	GOLD	6000	12	ITEM	

Bottom track **DOUBLER II****DECOR**

3b




CODE	COLOUR	LENGTH (mm)	COLLECTIVE PACKAGING	PRICED PER	NET PRICE
02849	SILVER	1700	12	ITEM	
02844	LIGHT BROWN	1700	12	ITEM	
02854	GOLD	1700	12	ITEM	
02850	SILVER	2350	12	ITEM	
02845	LIGHT BROWN	2350	12	ITEM	
02855	GOLD	2350	12	ITEM	
02851	SILVER	3000	12	ITEM	
02846	LIGHT BROWN	3000	12	ITEM	
02856	GOLD	3000	12	ITEM	
02852	SILVER	4050	12	ITEM	
02847	LIGHT BROWN	4050	12	ITEM	
02857	GOLD	4050	12	ITEM	
02853	SILVER	6000	12	ITEM	
02848	LIGHT BROWN	6000	12	ITEM	
02858	GOLD	6000	12	ITEM	

Covering strip for bottom track  
**DOUBLER II Decor****DECOR**

3b +



CODE	COLOUR	LENGTH (mm)	COLLECTIVE PACKAGING	PRICED PER	NET PRICE
02864	SILVER	1700	12	ITEM	
02859	LIGHT BROWN	1700	12	ITEM	
02869	GOLD	1700	12	ITEM	
02865	SILVER	2350	12	ITEM	
02860	LIGHT BROWN	2350	12	ITEM	
02870	GOLD	2350	12	ITEM	
02866	SILVER	3000	12	ITEM	
02861	LIGHT BROWN	3000	12	ITEM	
02871	GOLD	3000	12	ITEM	
02867	SILVER	4050	12	ITEM	
02862	LIGHT BROWN	4050	12	ITEM	
02872	GOLD	4050	12	ITEM	
02868	SILVER	6000	12	ITEM	
02863	LIGHT BROWN	6000	12	ITEM	
02873	GOLD	6000	12	ITEM	



Top carriage **DUO** positioner

**i** Collective package contains 100 positioners



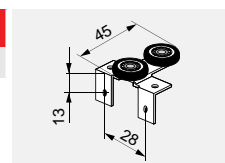
CODE	COLLECTIVE PACKAGING	PRICED PER	NET PRICE
20104	1	COLLECTIVE PACKAGE	

Stopper for bottom carriage **HI-TEC**

CODE	COLLECTIVE PACKAGING	PRICED PER	NET PRICE
20080	1000	ITEM	

Guiding carriage  
**COMFORT WPCm.- DUO**

CODE	COLLECTIVE PACKAGING	PRICED PER	NET PRICE
10041	200	ITEM	

**SET:** Guiding carriage  
**COMFORT WPCm.- DUO**  
**Blister**

**i** Set includes two carriages, fully packaged



CODE	COLLECTIVE PACKAGING	PRICED PER	NET PRICE
10046	50	SET	

Soft-close

**SEVROMATIC SV-25 & SV-50**

**i** Set includes 2 items L & R



CODE	KG	COLLECTIVE PACKAGING	PRICED PER	NET PRICE
20139	25	24	SET	
20200	50	24	SET	





SYSTEM

## COMFORT 18

## Basic system components

Bottom carriage  
WD 18 C HI-TEC

CODE	COLLECTIVE PACKAGING	PRICED PER	NET PRICE
10057	100	ITEM	

SET: Bottom carriage  
WD 18 C HI-TEC Blister

**i** Set includes two carriages, fully packaged

CODE	COLLECTIVE PACKAGING	PRICED PER	NET PRICE
10059	50	SET	


Bottom carriage  
WD 18 V HI-TEC

CODE	COLLECTIVE PACKAGING	PRICED PER	NET PRICE
10060	100	ITEM	

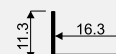
SET: Bottom carriage  
WD 18 V HI-TEC Blister

**i** Set includes two carriages and stopper HI-TEC, fully packaged

CODE	COLLECTIVE PACKAGING	PRICED PER	NET PRICE
10058	50	SET	

Angle section **MINI 11x17**

CODE	COLOUR	LENGTH (mm)	COLLECTIVE PACKAGING	PRICED PER	NET PRICE
00102	SILVER	1700	120	ITEM	
00093	LIGHT BROWN	1700	120	ITEM	
00108	GOLD	1700	120	ITEM	
00103	SILVER	2350	120	ITEM	
00094	LIGHT BROWN	2350	120	ITEM	
00109	GOLD	2350	120	ITEM	
00104	SILVER	3000	120	ITEM	
00095	LIGHT BROWN	3000	120	ITEM	
00110	GOLD	3000	120	ITEM	

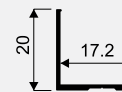


Angle section **ZW 20x18**

8b



CODE	COLOUR	LENGTH (mm)	COLLECTIVE PACKAGING	PRICED PER	NET PRICE
00058	SILVER	1700	60	ITEM	
00052	LIGHT BROWN	1700	60	ITEM	
00061	GOLD	1700	60	ITEM	
00059	SILVER	2350	60	ITEM	
00053	LIGHT BROWN	2350	60	ITEM	
00062	GOLD	2350	60	ITEM	
00060	SILVER	3000	60	ITEM	
00054	LIGHT BROWN	3000	60	ITEM	
00063	GOLD	3000	60	ITEM	

Angle section **K2 Decor**Programme  
VICTORIA

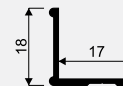
ABC

DECOR

8c



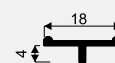
CODE	COLOUR	LENGTH (mm)	COLLECTIVE PACKAGING	PRICED PER	NET PRICE
00078	SILVER	1700	60	ITEM	
00069	LIGHT BROWN	1700	60	ITEM	
00081	GOLD	1700	60	ITEM	
02934	LIGHT BROWN with brushed effect	1700	60	ITEM	
03462	BLACK with brushed effect	1700	60	ITEM	
03459	COGNAC with brushed effect	1700	60	ITEM	
00079	SILVER	2350	60	ITEM	
00070	LIGHT BROWN	2350	60	ITEM	
00082	GOLD	2350	60	ITEM	
02935	LIGHT BROWN with brushed effect	2350	60	ITEM	
03463	BLACK with brushed effect	2350	60	ITEM	
03460	COGNAC with brushed effect	2350	60	ITEM	
00080	SILVER	3000	60	ITEM	
00071	LIGHT BROWN	3000	60	ITEM	
00083	GOLD	3000	60	ITEM	
02936	LIGHT BROWN with brushed effect	3000	60	ITEM	
03464	BLACK with brushed effect	3000	60	ITEM	
03461	COGNAC with brushed effect	3000	60	ITEM	

T-profile **04 Decor**16mm  
BOARD18mm  
BOARDBOARD-  
MIRROR

DECOR



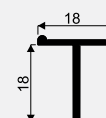
CODE	COLOUR	LENGTH (mm)	COLLECTIVE PACKAGING	PRICED PER	NET PRICE
00691	SILVER	3000	60	ITEM	
00688	LIGHT BROWN	3000	60	ITEM	
00692	GOLD	3000	60	ITEM	

T-profile **18 Decor**18mm  
BOARD

DECOR



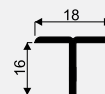
CODE	COLOUR	LENGTH (mm)	COLLECTIVE PACKAGING	PRICED PER	NET PRICE
01373	SILVER	3000	60	ITEM	
01370	LIGHT BROWN	3000	60	ITEM	
01374	GOLD	3000	60	ITEM	



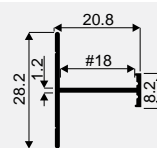


T-profile **ZW**

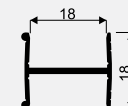
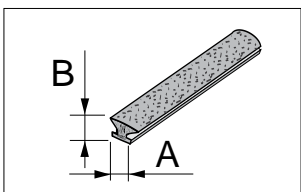
CODE	COLOUR	LENGTH (mm)	COLLECTIVE PACKAGING	PRICED PER	NET PRICE
00706	SILVER	3000	60	ITEM	
00703	LIGHT BROWN	3000	60	ITEM	
00707	GOLD	3000	60	ITEM	

H-Profile **H08/I8**

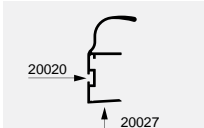
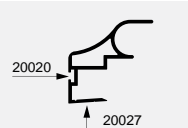
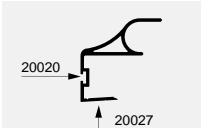
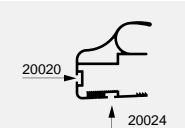
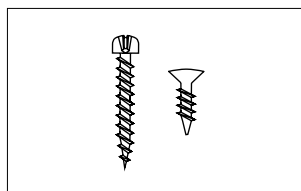
CODE	COLOUR	LENGTH (mm)	COLLECTIVE PACKAGING	PRICED PER	NET PRICE
00199	SILVER	3000	60	ITEM	
01877	LIGHT BROWN	3000	60	ITEM	
01878	GOLD	3000	60	ITEM	

H-profile **H18 Decor****DECOR**

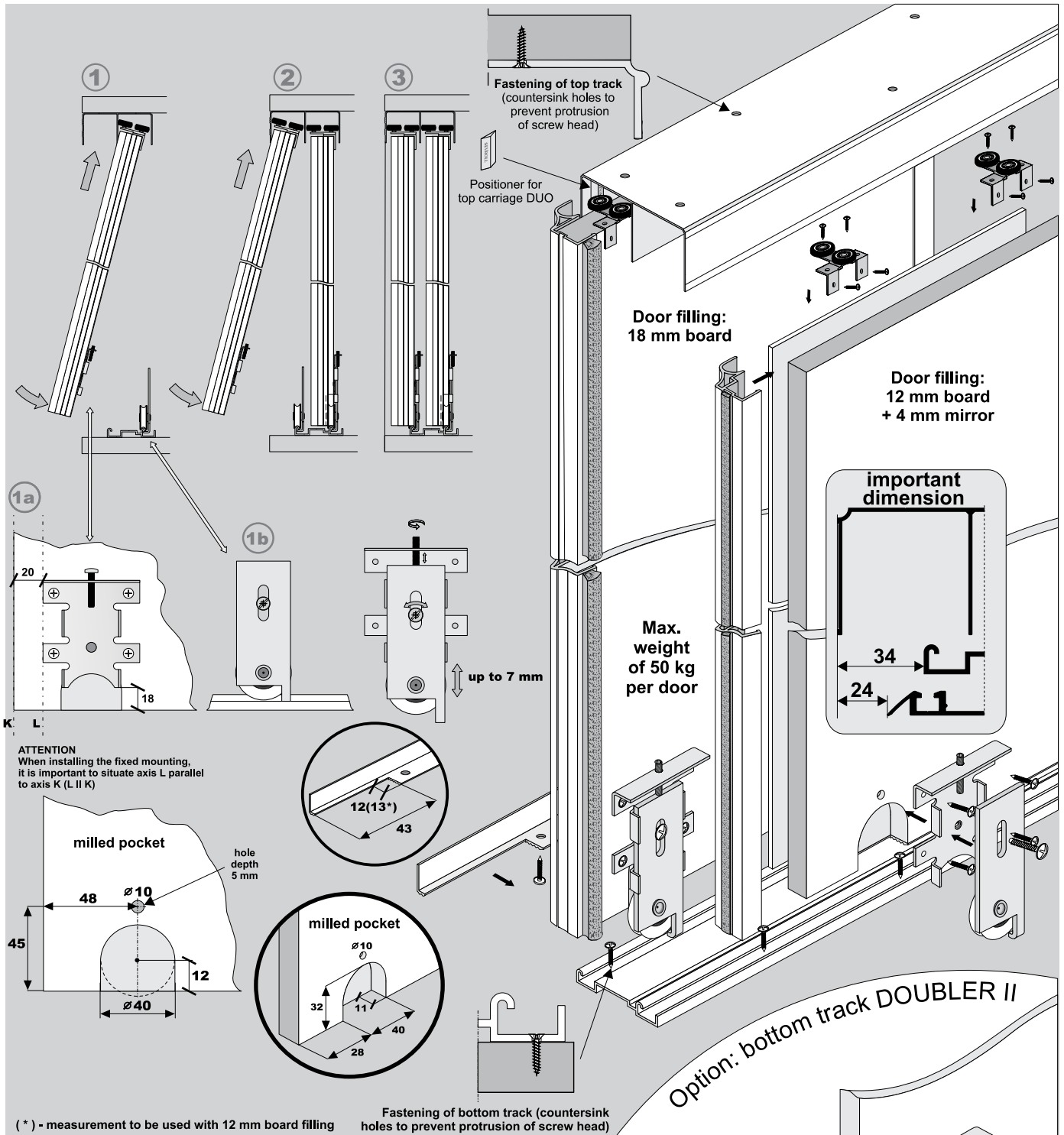
CODE	COLOUR	LENGTH (mm)	COLLECTIVE PACKAGING	PRICED PER	NET PRICE
00215	SILVER	3000	60	ITEM	
00212	LIGHT BROWN	3000	60	ITEM	
00216	GOLD	3000	60	ITEM	
02937	LIGHT BROWN with brushed effect	3000	60	ITEM	
03466	BLACK with brushed effect	3000	60	ITEM	
03465	COGNAC with brushed effect	3000	60	ITEM	

**TEXTILE DOOR STOP  
and ANTI-DUST BRUSHES****i** All brushes on page 372

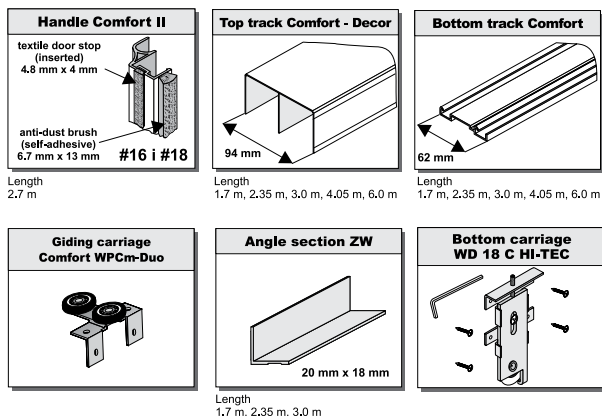
CODE	NAME	A (mm)	B (mm)	INSTALLATION	COLLECTIVE PACKAGING	PRICED PER	NET PRICE
20020	TEXTILE DOOR STOP	4.8	4	INSERTED	550	RUNNING METRE	
20225	TEXTILE DOOR STOP	4.8	4	INSERTED	10	COLLECTIVE PACKAGE (100 r.m.)	
20024	ANTI-DUST BRUSH	4.8	13	INSERTED	200	RUNNING METRE	
20226	ANTI-DUST BRUSH	4.8	13	INSERTED	10	COLLECTIVE PACKAGE (50 r.m.)	
20027	ANTI-DUST BRUSH	6.7	13	SELF-ADHESIVE	200	RUNNING METRE	
20227	ANTI-DUST BRUSH	6.7	13	SELF-ADHESIVE	12	COLLECTIVE PACKAGE (50 r.m.)	

Handle **MINICOMFORT II**Handle **COMFORT I6 II**Handle **COMFORT I8 II**Handle **UNICOMFORT II**Screws **SMART** and **UNIX****i** Collective package contains 100 screws


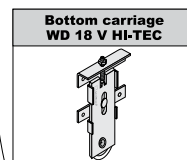
CODE	NAME	DIMENSIONS (mm)	COLLECTIVE PACKAGING	PRICED PER	NET PRICE
20041	SCREW SMART	2.5 x 18	1	COLLECTIVE PACKAGE	
20092	SCREW SMART	2.5 x 25	1	COLLECTIVE PACKAGE	
20107	COUNTERSUNK SCREW UNIX	3 x 13	1	COLLECTIVE PACKAGE	



## COMPONENTS

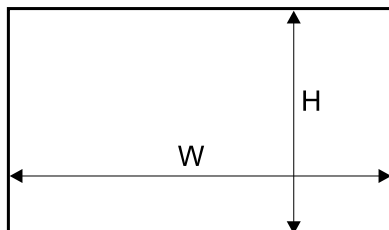


With Comfort set you may use bottom track **Doubler II** with covering strip along with bottom carriage WD18V HI-TEC. Fitting measurements are not affected.





## Dimensions of opening



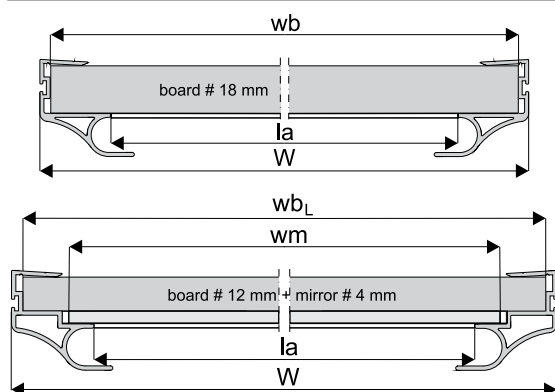
### ATTENTION! Calculations for handle with inserted brush

door height	- h	$h = H - 38 \text{ mm}$
board height	- hb	$hb = h - 2 \text{ mm}$
door width	- w	$w = (W - 3 + Z) : N$
board width #18	- wb	$wb = w - 7 \text{ mm}$
board width #12	- wb <sub>m</sub>	$wb_m = w - 7 \text{ mm}$
angle section length	- la	this size is determined after door construction

number of doors	- N	2	3
total overlap	- Z	35 mm	70 mm

### visual design - 4 wings

	$w = (W + 102) : 4$
	$w = (W : 2 + 32) : 2$

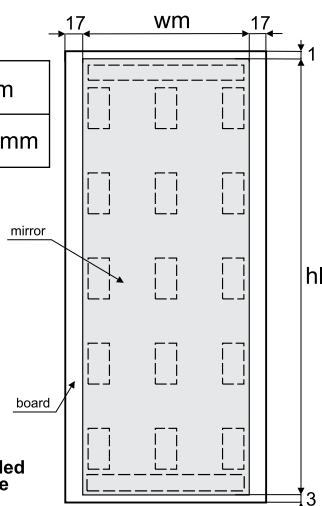


### mirror dimensions

mirror height	- hm	$hm = hb - 4 \text{ mm}$
mirror width	- wm	$wm = wb_m - 34 \text{ mm}$

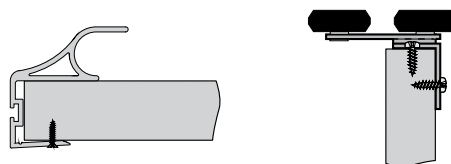
**ATTENTION:**  
board to mirror contact area  
should be free from dirt  
and grase before applying  
double-sided tape

Broken line indicates recommended  
positioning of double-sided tape

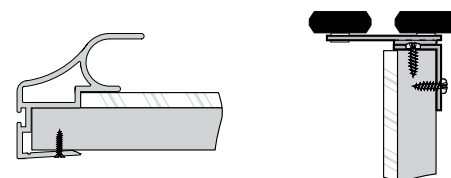


- When fitting handle profiles, do not use assembly adhesive
- The handle should be fixed to board with fastening screws on the inner door face

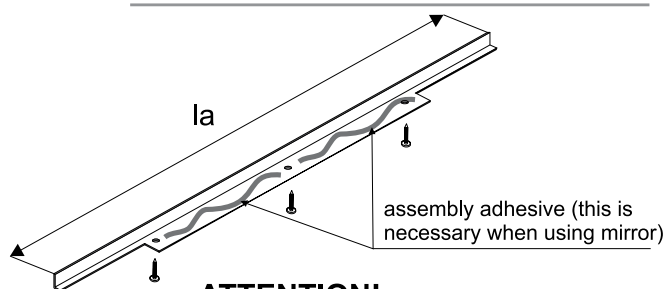

Installation method for handle and guiding carriage with # 18 mm board (handle Comfort # 18 mm).



Installation method for handle and guiding carriage with # 12 mm board + # 4 mm mirror (handle Comfort # 16 mm).



Installation method for angle section 20 mm x 18 mm



### ATTENTION!

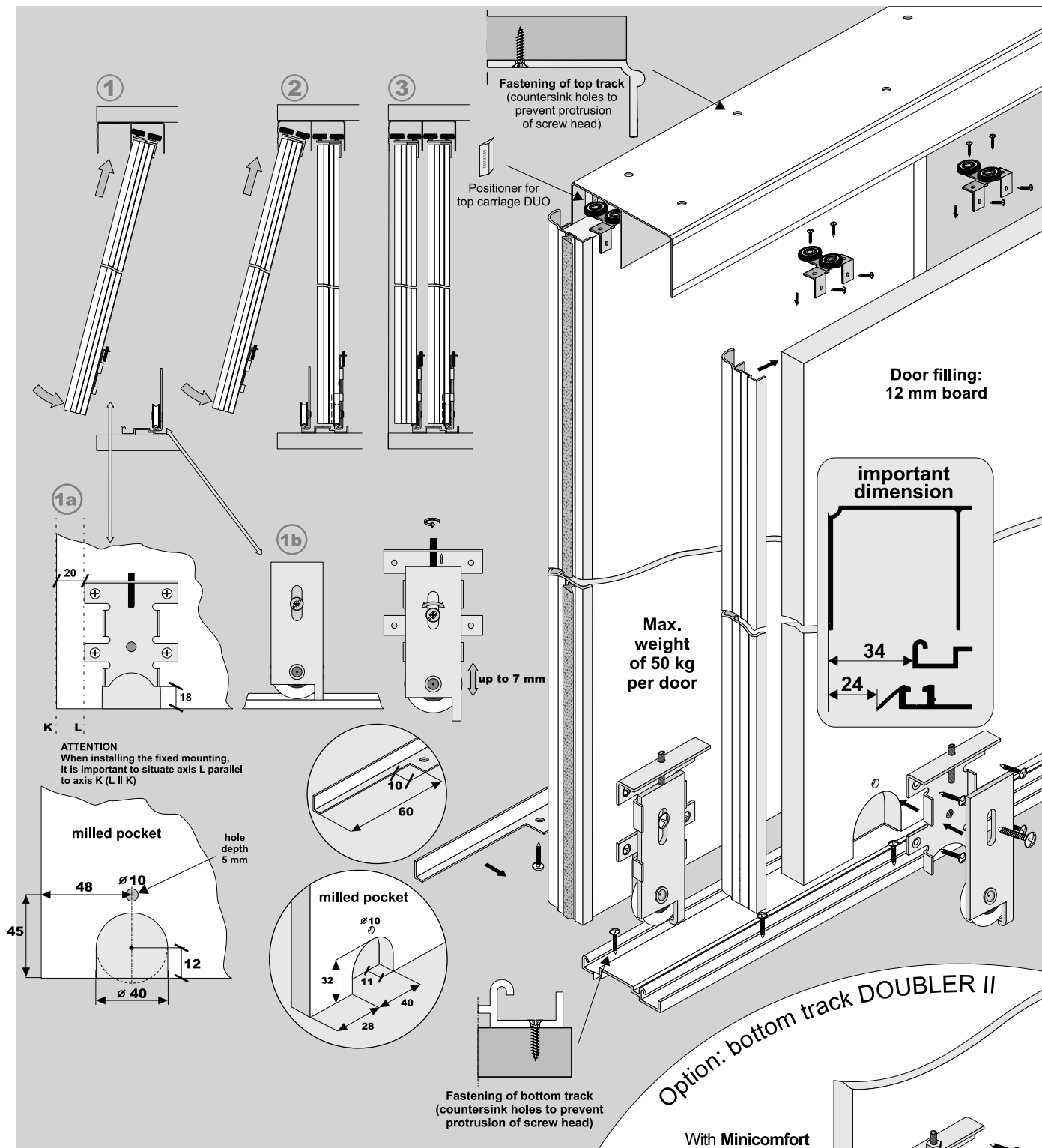
Angle section must be fastened to board with minimum 3 screws Ø 3 x 25.

### ATTENTION!

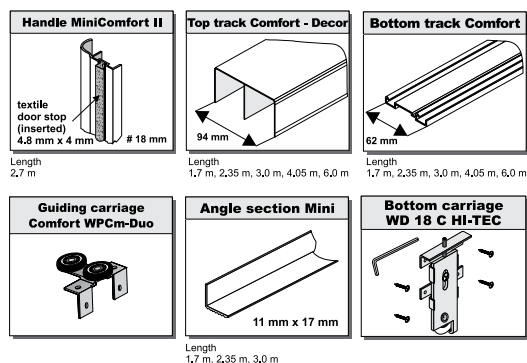
Handle profile should be 2 mm longer than board height.

### WARNING

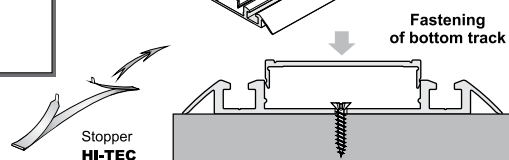
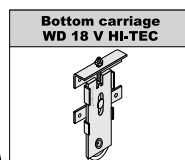
**SEVROLL does not bear any responsibility for deformation resulting from the application of improper quality of boards (improper storage, improper humidity)**



### COMPONENTS

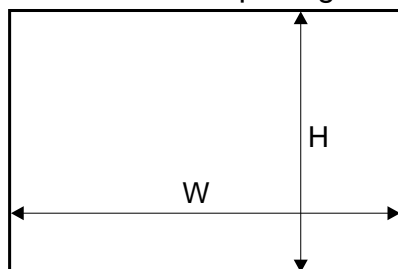


With Minicomfort set you may use bottom track **Doubler II** with covering strip along with bottom carriage WD18V HI-TEC. Fitting measurements are not affected.





## Dimensions of opening



handle length = door height

### ATTENTION! Calculations for handle with inserted brush

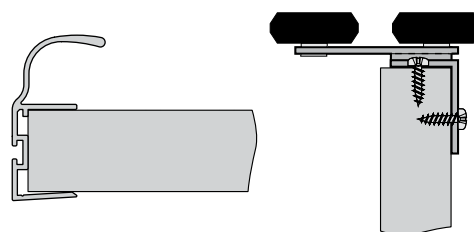
door height	- h	$h = H - 38 \text{ mm}$
board height	- hb	$hb = h - 2 \text{ mm}$
door width	- w	$w = (W - 3 + Z) : N$
board width <b>#18</b>	- wb	$wb = w - 7 \text{ mm}$
angle section length	- la	this size is determined after door construction

number of doors	- N	2	3
total overlap	- Z	20 mm	40 mm

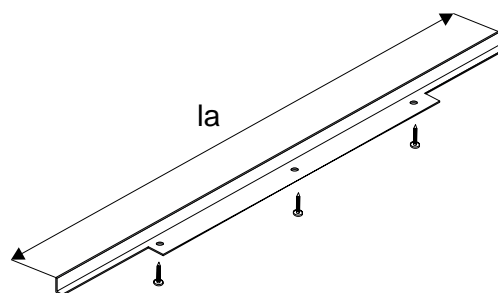
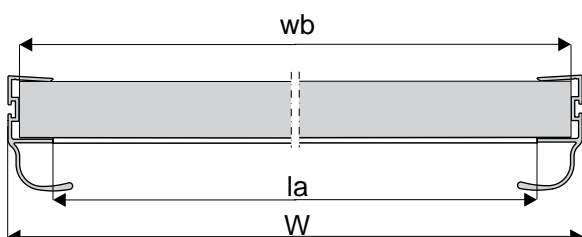

visual design - 4 wings	
	$w = (W + 57) : 4$
	$w = (W : 2 + 17) : 2$

- When fitting handle profiles, do not use assembly adhesive

Installation method for handle and guiding carriage with # 18 mm board (handle Comfort # 18 mm).



Installation method for angle section Mini 11 mm x 17 mm

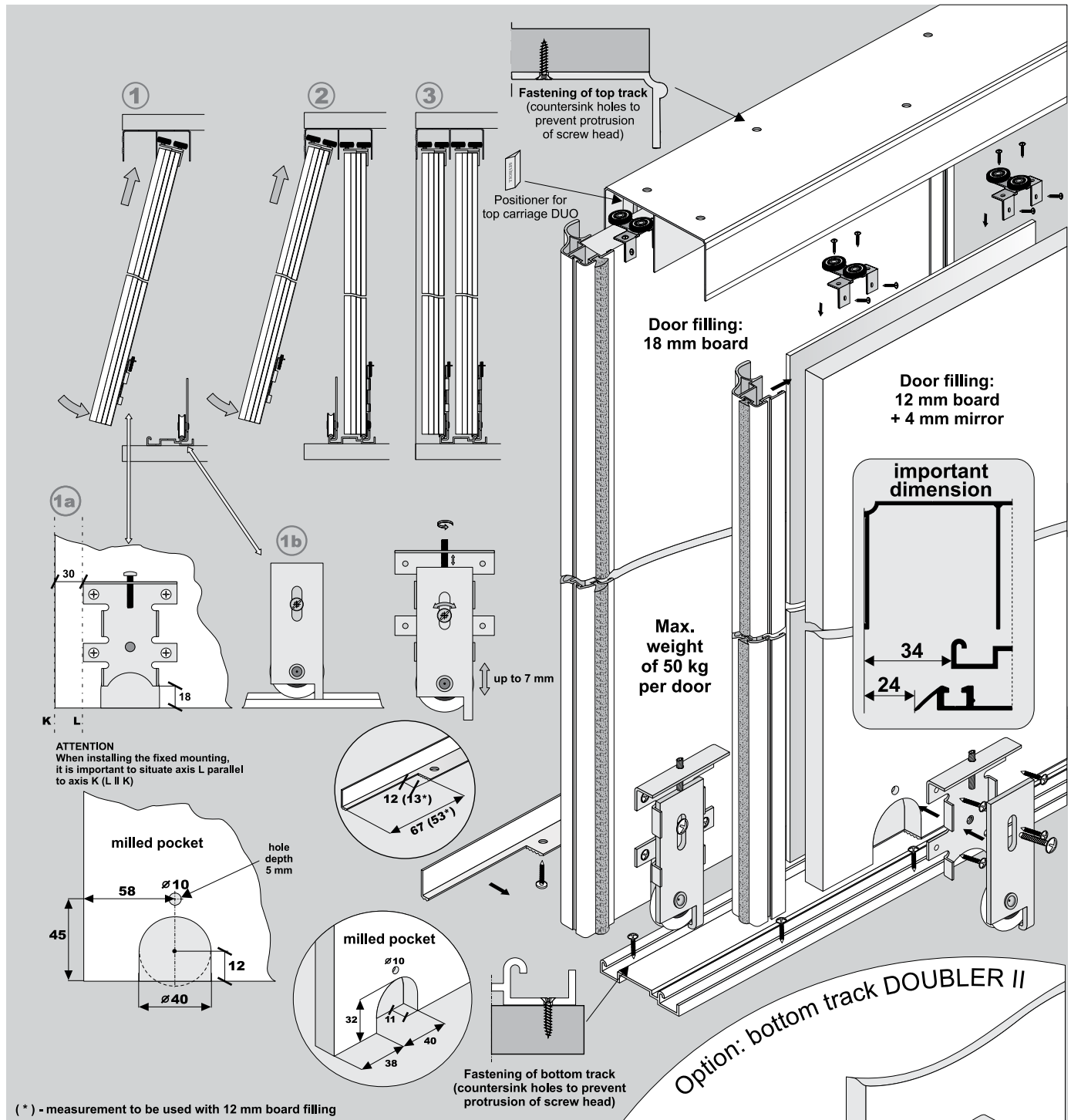


### ATTENTION!

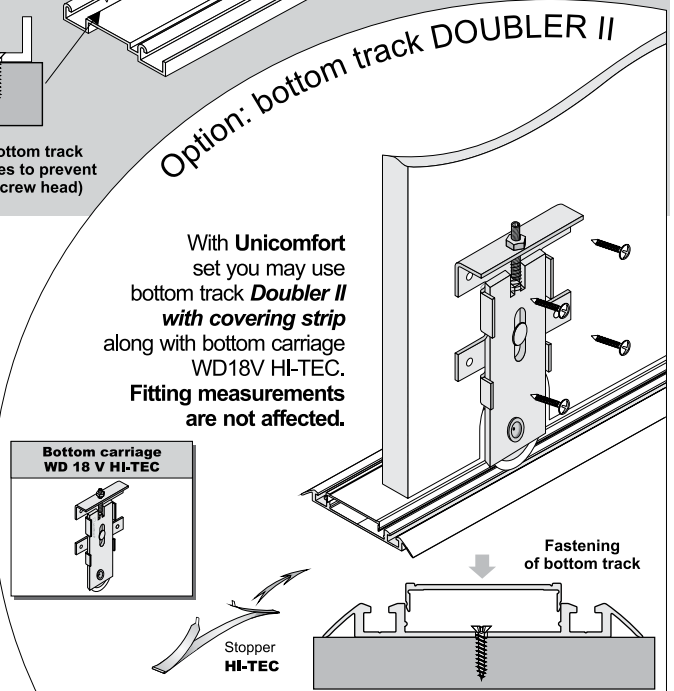
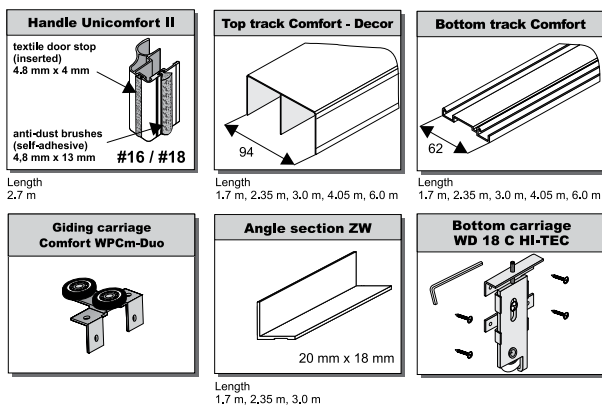
Handle profile should be 2 mm longer than board height.

### WARNING

SEVROLL does not bear any responsibility for deformation resulting from the application of improper quality of boards (improper storage, improper humidity)

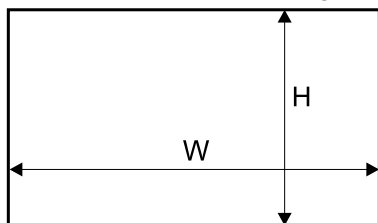


## COMPONENTS





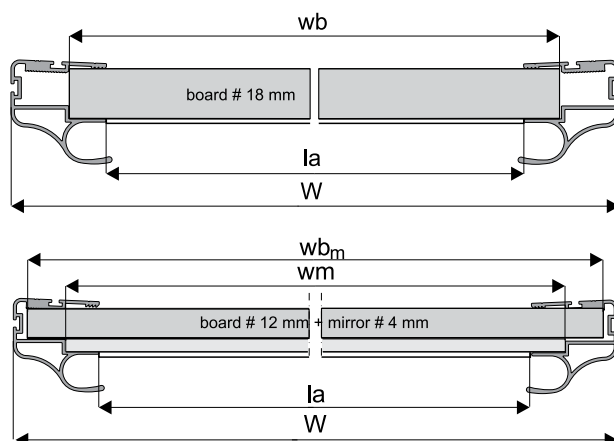
## Dimensions of opening



door height	- h	$h = H - 38 \text{ mm}$
board height	- hb	$hb = h - 2 \text{ mm}$
door width	- w	$w = (W - 3 + Z) : N$
board width #18	- wb	$wb = w - 40 \text{ mm}$
board width #12	- wb <sub>m</sub>	$wb_m = w - 7 \text{ mm}$
angle section length	- la	this size is determined after door construction

number of doors	- N	2	3
total overlap	- Z	35 mm	70 mm

visual design - 4 wings	
	$w = (W + 102) : 4$
	$w = (W : 2 + 32) : 2$

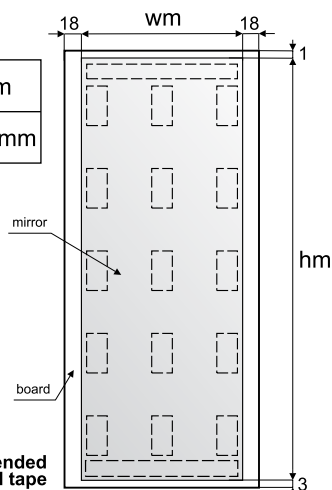


## mirror dimensions

mirror height	- hm = hb - 4 mm
mirror width	- wm = wb <sub>m</sub> - 36 mm

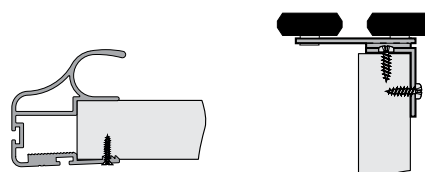
**ATTENTION:**  
board to mirror contact area  
should be free from dirt  
and grase before applying  
double-sided tape

Broken line indicates recommended  
positioning of double-sided tape

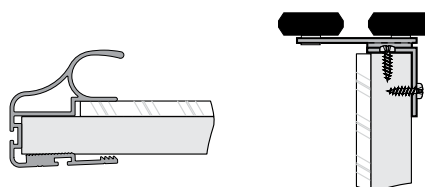


- When fitting handle profiles, do not use assembly adhesive
- The handle should be fixed to board with fastening screws on the inner door face

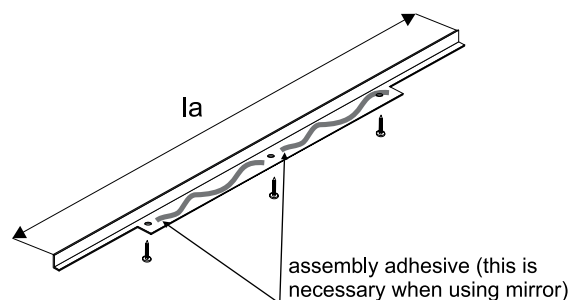
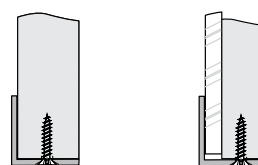
## Installation method for handle and guiding carriage with # 18 mm board



## Installation method for handle and guiding carriage with # 12 mm board + # 4 mm mirror



## Installation method for angle section ZW (20 mm x 18 mm)



## ATTENTION!

Angle section must be fastened to board with minimum 3 screws Ø 3 x 25.

## ATTENTION!

**Handle profile should be 2 mm longer than board height.**

## WARNING

**SEVROLL does not bear any responsibility for deformation resulting from the application of improper quality of boards (improper storage, improper humidity)**

SERIES



MAXIM



## SYSTEM

# MAXIM 18

Twin track sliding doors with bottom carriage system

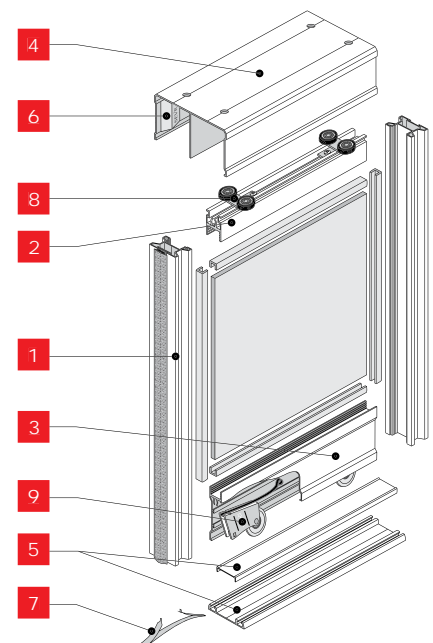


### CHARACTERISTICS

► Application	Sliding door
► Track	Twin
▼ Carriage system	Bottom
► Top guide	Ball bearing carriage
► Bottom guide	Ball bearing carriage (load bearing)
► Construction	Frame
► Filling thickness	18 mm
► Filling type	18 mm MFC, 4.5 mm safety glass or 4 mm mirror
► Max. door load	50 kg
► Max. handle length	2.70 m
► Max. track length	6.00 m
► Textile door stops	Yes
► Anti-dust brushes	n/a
► Sales programme	<b>EASY BUY + Components are available individually</b>
► Decorative profile programme	<b>DECOR</b>

### USAGE

- Built-in furniture, walk-in wardrobes, wardrobes, attics





## Basic system components

### Handle **PROSPER II Decor**

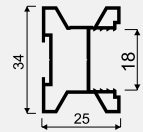


**DECOR**

1a



CODE	COLOUR	LENGTH (mm)	COLLECTIVE PACKAGING	PRICED PER	NET PRICE
03145	SILVER	2700	8	ITEM	
03144	LIGHT BROWN	2700	8	ITEM	



### Handle **PORTO**

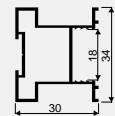


**DECOR**

1b



CODE	COLOUR	LENGTH (mm)	COLLECTIVE PACKAGING	PRICED PER	NET PRICE
03167	SILVER	2700	8	ITEM	
03166	LIGHT BROWN	2700	8	ITEM	



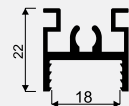
### Upper horizontal profile **MAXIM**



2



CODE	COLOUR	LENGTH (mm)	COLLECTIVE PACKAGING	PRICED PER	NET PRICE
02021	SILVER	1800	12	ITEM	
02975	LIGHT BROWN	1800	12	ITEM	
02022	SILVER	2500	12	ITEM	
02976	LIGHT BROWN	2500	12	ITEM	
02301	SILVER	3500	12	ITEM	
02977	LIGHT BROWN	3500	12	ITEM	
02305	SILVER	4300	12	ITEM	
02978	LIGHT BROWN	4300	12	ITEM	
02893	SILVER	6000	12	ITEM	
02979	LIGHT BROWN	6000	12	ITEM	



### Lower horizontal profile **MAXIM II Decor**

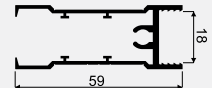


**DECOR**

3



CODE	COLOUR	LENGTH (mm)	COLLECTIVE PACKAGING	PRICED PER	NET PRICE
02804	SILVER	1800	12	ITEM	
02970	LIGHT BROWN	1800	12	ITEM	
02809	SILVER	2500	12	ITEM	
02971	LIGHT BROWN	2500	12	ITEM	
02811	SILVER	3500	12	ITEM	
02972	LIGHT BROWN	3500	12	ITEM	
02801	SILVER	4300	12	ITEM	
02973	LIGHT BROWN	4300	12	ITEM	
02889	SILVER	6000	12	ITEM	
02974	LIGHT BROWN	6000	12	ITEM	



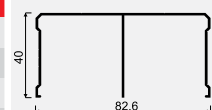
### Top track **MAXIM Decor**

**DECOR**

4



CODE	COLOUR	LENGTH (mm)	COLLECTIVE PACKAGING	PRICED PER	NET PRICE
02023	SILVER	1800	12	ITEM	
02991	LIGHT BROWN	1800	12	ITEM	
02024	SILVER	2500	12	ITEM	
02992	LIGHT BROWN	2500	12	ITEM	
02298	SILVER	3500	12	ITEM	
02993	LIGHT BROWN	3500	12	ITEM	
02306	SILVER	4300	12	ITEM	
02994	LIGHT BROWN	4300	12	ITEM	
02892	SILVER	6000	12	ITEM	
02995	LIGHT BROWN	6000	12	ITEM	







SYSTEM

MAXIM I8


## Basic system components

Bottom track **MAXIM II**

5



CODE	COLOUR	LENGTH (mm)	COLLECTIVE PACKAGING	PRICED PER	NET PRICE
02805	SILVER	1800	12	ITEM	
02986	LIGHT BROWN	1800	12	ITEM	
02806	SILVER	2500	12	ITEM	
02987	LIGHT BROWN	2500	12	ITEM	
02808	SILVER	3500	12	ITEM	
02988	LIGHT BROWN	3500	12	ITEM	
02802	SILVER	4300	12	ITEM	
02989	LIGHT BROWN	4300	12	ITEM	
02890	SILVER	6000	12	ITEM	
02990	LIGHT BROWN	6000	12	ITEM	

Covering strip for bottom track  
**MAXIM II Decor****DECOR**

5 +



CODE	COLOUR	LENGTH (mm)	COLLECTIVE PACKAGING	PRICED PER	NET PRICE
02812	SILVER	1800	12	ITEM	
02996	LIGHT BROWN	1800	12	ITEM	
02813	SILVER	2500	12	ITEM	
02997	LIGHT BROWN	2500	12	ITEM	
02815	SILVER	3500	12	ITEM	
02998	LIGHT BROWN	3500	12	ITEM	
02803	SILVER	4300	12	ITEM	
02999	LIGHT BROWN	4300	12	ITEM	
02891	SILVER	6000	12	ITEM	
03000	LIGHT BROWN	6000	12	ITEM	

Top carriage **DUO** positioner**i** Collective package contains 100 positioners

6



CODE	COLLECTIVE PACKAGING	PRICED PER	NET PRICE
20104	1	COLLECTIVE PACKAGE	

Stopper for  
bottom carriage **HI-TEC**

7



CODE	COLLECTIVE PACKAGING	PRICED PER	NET PRICE
20080	1000	ITEM	

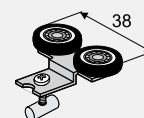
## Guiding carriage

**MAXIM WPMx.-DUO**

8a



CODE	COLLECTIVE PACKAGING	PRICED PER	NET PRICE
10071	400	ITEM	





Soft-Close

**SEVROMATIC SV-25 i SV-50****i** Set includes 2 items L & R

CODE	KG	COLLECTIVE PACKAGING	PRICED PER	NET PRICE
20139	25	24	SET	
20200	50	24	SET	



Soft-Close

**SEVROMATIC MINI SV-40****i** Set includes 2 items

CODE	KG	COLLECTIVE PACKAGING	PRICED PER	NET PRICE
20258	40	24	SET	

Soft-Close

**SEVROMATIC TOP SV-60 i SV-80****i** Set includes 2 items

CODE	KG	COLLECTIVE PACKAGING	PRICED PER	NET PRICE
20259	60	24	SET	
20267	80	24	SET	

Bottom Carriage

**WD 10V HI-TEC**

CODE	COLLECTIVE PACKAGING	PRICED PER	NET PRICE
10043	100	ITEM	

**SET:** Bottom Carriage**WD 10V HI-TEC Blister****i** Set includes two carriages and stopper HI-TEC, fully packaged

CODE	COLLECTIVE PACKAGING	PRICED PER	NET PRICE
10051	50	SET	

Bottom Carriage

**WD 10V DUO 60 kg**

CODE	COLLECTIVE PACKAGING	PRICED PER	NET PRICE
10093	100	ITEM	

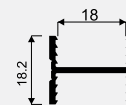




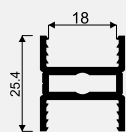
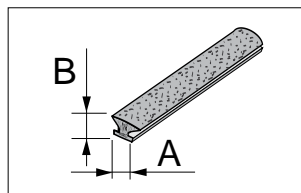
SYSTEM

**MAXIM 18****Basic system components**Profile **H18 MAXIM****DECOR**

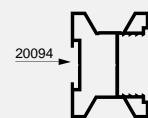
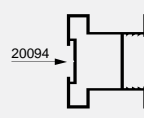
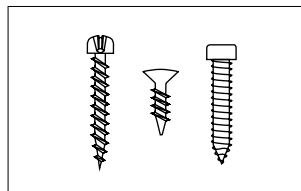
CODE	COLOUR	LENGTH (mm)	COLLECTIVE PACKAGING	PRICED PER	NET PRICE
01881	SILVER	1800	30	ITEM	
02980	LIGHT BROWN	1800	30	ITEM	
01882	SILVER	2500	30	ITEM	
02981	LIGHT BROWN	2500	30	ITEM	

Profile **H25 MAXIM****DECOR**

CODE	COLOUR	LENGTH (mm)	COLLECTIVE PACKAGING	PRICED PER	NET PRICE
01883	SILVER	1800	20	ITEM	
02983	LIGHT BROWN	1800	20	ITEM	
01884	SILVER	2500	20	ITEM	
02984	LIGHT BROWN	2500	20	ITEM	

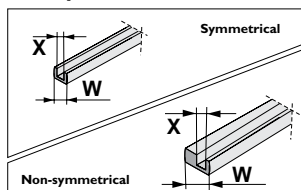
**TEXTILE DOOR STOP****i** All brushes on page 372

CODE	NAME	A (mm)	B (mm)	INSTALLATION	COLLECTIVE PACKAGING	PRICED PER	NET PRICE
20094	TEXTILE DOOR STOP	14.5	4	INSERTED	200	RUNNING METRE	
20224	TEXTILE DOOR STOP	14.5	4	INSERTED	10	COLLECTIVE PACKAGE (50 r.m.)	

Handle **PROSPER II - Decor**Handle **PORTO**Screws **SMART, UNIX**  
and **SELF-TAPPING****i** Collective package contains 100 screws

CODE	NAME	DIMENSIONS (mm)	COLLECTIVE PACKAGING	PRICED PER	NET PRICE
20041	SCREW SMART	2.5 x 18	1	COLLECTIVE PACKAGE	
20092	SCREW SMART	2.5 x 25	1	COLLECTIVE PACKAGE	
20107	COUNTERSUNK SCREW UNIX	3 x 13	1	COLLECTIVE PACKAGE	
20001	SELF-TAPPING SCREW	6.3 x 32	2000	ITEM	

## Gasket

**Symmetrical and Non-symmetrical****i** All gaskets on page 372

CODE	X (mm)	W (mm)	COLLECTIVE PACKAGING	PRICED PER	NET PRICE
20106 non-symmetrical	18	4	1	RUNNING METRE (25 r.m.)	
20102 symmetrical	18	4	1	RUNNING METRE (25 r.m.)	
20145 symmetrical	18	8	1	RUNNING METRE (25 r.m.)	


**SET MAXIM M18-1 III**  
**and SET MAXIM M25-1 III**
**DECOR**

Complete profile sets in silver



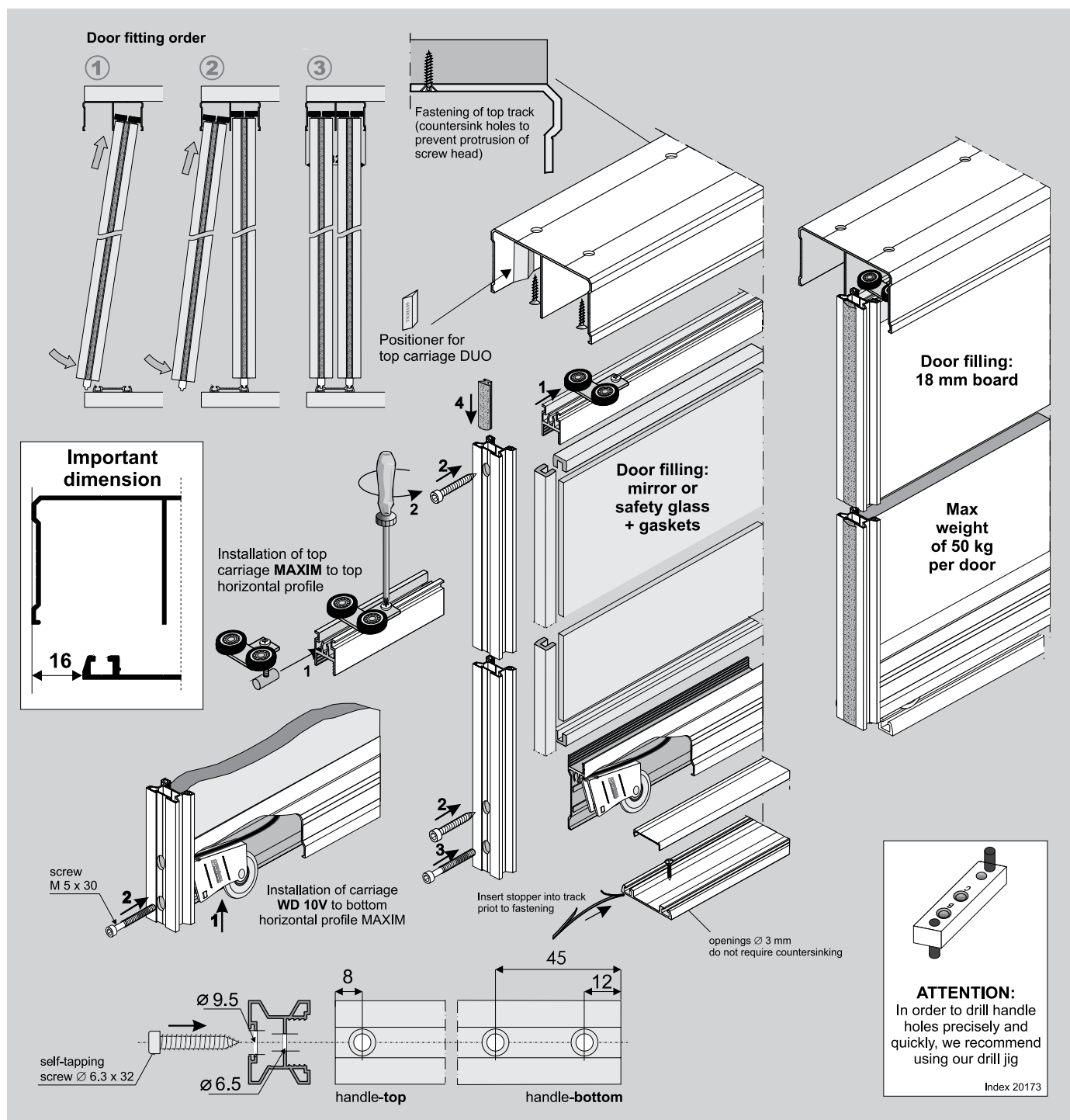
SET COMPONENTS	CODE	SET MAXIM M18-1 III	SET MAXIM M18-1 III
SET CODE		03158 (1.8 m)	03159 (2.5 m)
Handle PROSPER II	03145	4 pcs	6 pcs
Top track MAXIM 1.8 / 2.5	02023 / 02024	1 pc.	1 pc.
Bottom track MAXIM II 1.8 / 2.5	02805 / 02806	1 pc.	1 pc.
U. h. profile MAXIM II 1.8 / 2.5	02021 / 02022	1 pc.	1 pc.
B. h. profile MAXIM II 1.8 / 2.5	02804 / 02809	1 pc.	1 pc.
Covering strip Maxim II 1.8 / 2.5	02812 / 02813	1 pc.	1 pc.
	DOOR WING No.	2	3
	NET PRICE		

**SET MAXIM M18-2**  
**and SET MAXIM M25-2**
**DECOR**

Complete accessory sets



SET COMPONENTS	CODE	SET MAXIM M18-2	SET MAXIM M18-2
SET CODE		02066 (1.8 m)	02067 (2.5 m)
Bottom carriage WD10 V HI-TEC	10043S	4 pcs	6 pcs
Guiding carriage MAXIM WPMx.-DUO	10071	4 pcs	6 pcs
Stopper HI-TEC	20080	2 pcs	3 pcs
Screw SMART 2.5 x 18 (bottom track)	20041	6 pcs	9 pcs
Screw UNIX 3 x 13 (top track)	20107	6 pcs	9 pcs
Self-tapping screw 6.3 x 32	20001	8 pcs	12 pcs
Textile brush stop 14.5 x 4 (inserted)	20094	11 running metres	17 running metres
Assembly instructions	-	1 copy	1 copy
	DOOR WING No.	2	3
	NET PRICE		



## COMPONENTS

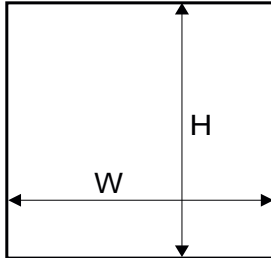
<b>Handle Prosper II</b>  Length 2,7 m	<b>Top track Maxim</b>  Length 1,8 m, 2,5 m, 3,5 m, 4,3 m, 6,0 m	<b>Bottom track Maxim II (A) Covering strip Maxim II (B)</b>  Length 1,8 m, 2,5 m, 3,5 m, 4,3 m, 6,0 m	<b>Stopper HI-TEC</b> 
<b>Guiding carriage Maxim WPMx-Duo</b> 	<b>Upper horizontal profile Maxim</b>  Length 1,8 m, 2,5 m, 3,5 m, 4,3 m, 6,0 m	<b>Lower horizontal profile Maxim II</b>  Length 1,8 m, 2,5 m, 3,5 m, 4,3 m, 6,0 m	<b>Bottom carriage WD10V HI-TEC</b> 

## ADDITIONAL COMPONENTS

<b>Profile H18 Maxim</b>  Length 1,8 m, 2,5 m	<b>Symmetrical gasket 18/4</b> 	<b>Symmetrical gasket 18/8</b> 
<b>Profile H25 Maxim</b>  Length 1,8 m, 2,5 m	<b>Non-symmetrical gasket 18/4</b> 	

System MAXIM 18 allows the combination of different door fillings (board+glass) simply through the use of additional components: gasket, joiner H18 MAXIM and H25 MAXIM.

### Dimensions of opening



door filling:  
board # 18 mm  
mirror # 4 mm or safety glass

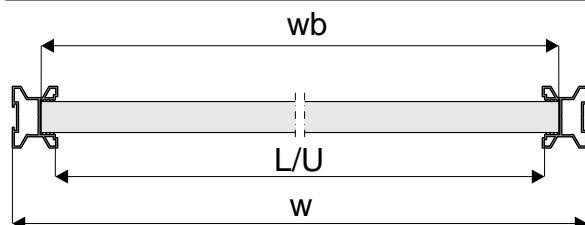
#### door filling - # 18 mm board

door height	- h	$h = H - 38 \text{ mm}$
door wing height with soft-close fitted	Mini SV40	$h = H - 42 \text{ mm}$
	Top SV60	$h = H - 45 \text{ mm}$
	SV-25 SV-50	$h = H - 38 \text{ mm}$
board height	- hb	$hb = h - 68 \text{ mm}$
door width	- w	$w = (W - 3 \text{ mm} + Z) : N$
board width	- wb	$wb = w - 31 \text{ mm}$
horizontal profile length	- L	$L = U = w - 47.4 \text{ mm}$
upper horizontal profile length	- U	

number of doors	- N	2	3
total overlap	- Z	25 mm	50 mm

#### visual design - 4 wings

	$w = (W + 72) : 4$
	$w = (W : 2 + 22) : 2$

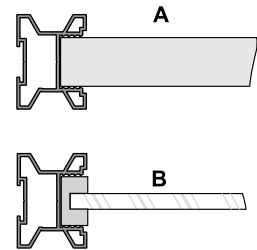


#### door filling - # 4 mm mirror or glass

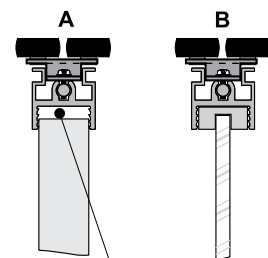
mirror height	hm	$hm = hb$
mirror width	wm	$wm = wb - 4 \text{ mm}$

### Installation method for fitting 18 mm board (diag. A) and 4 mm mirror or glass (diag. B)

- with handle

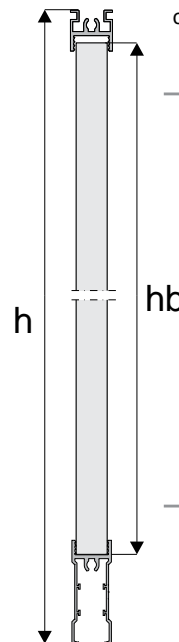
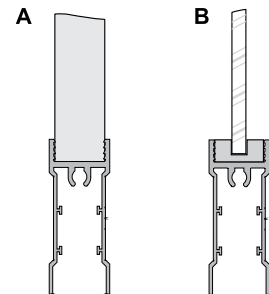


- with upper profile



construction clearance included in the calculation of the height of board

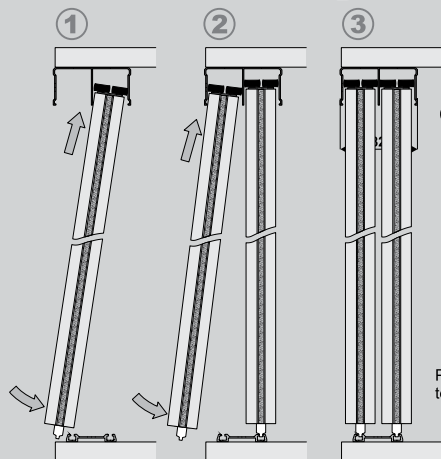
- with lower profile



### ATTENTION!

**Mirror (4 mm) should be used with a safety backing film. Safety glass (4.5 mm) comprises of two thin layers with a film in-between. Both mirror and glass need fitting gaskets.**

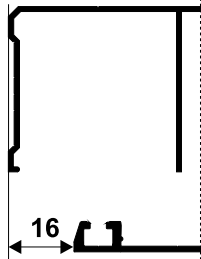
Door fitting order



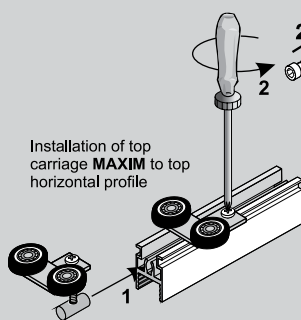
Fastening of top track  
(countersink holes to prevent  
protrusion of screw head)

Positioner for  
top carriage DUO

Important  
dimension



Installation of top  
carriage **MAXIM** to top  
horizontal profile



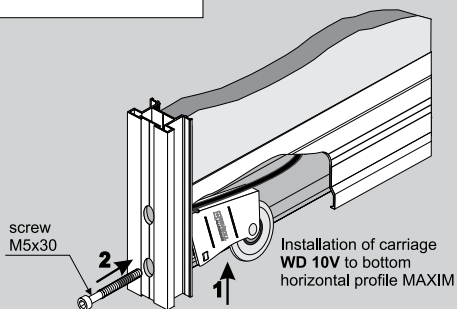
Door filling:  
mirror 4 mm or  
safety glass 4.5 mm  
+ gaskets

Door filling:  
18 mm  
board

Max. weight  
of 50 kg  
per door

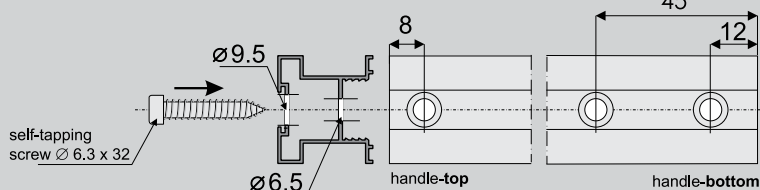
screw  
M5x30

Installation of carriage  
WD 10V to bottom  
horizontal profile **MAXIM**



Insert stopper into track  
prior to fastening

openings  $\varnothing$  3 mm  
do not require countersinking



**ATTENTION:**

In order to drill handle  
holes precisely and  
quickly, we recommend  
using our drill jig  
(index 20183)

**COMPONENTS**

<b>Handle Porto</b>  textile door stop (inserted) 14,5 mm x 4 mm Length 2,7 m	<b>Top track Maxim</b>  83 mm Length 1,8 m, 2,5 m, 3,5 m, 4,3 m, 6 m	<b>Bottom track Maxim II (A) Covering strip Maxim II (B)</b>  51 mm Length 1,8 m, 2,5 m, 3,5 m, 4,3 m, 6 m	<b>Stopper HI-TEC</b> 
<b>Guiding carriage Maxim WPMx-Duo</b>  Length 2,7 m	<b>Upper horizontal profile Maxim</b>  Length 1,8 m, 2,5 m, 3,5 m, 4,3 m, 6 m	<b>Lower horizontal profile Maxim II</b>  Length 1,8 m, 2,5 m, 3,5 m, 4,3 m, 6 m	<b>Bottom carriage WD10V HI-TEC</b> 

**ADDITIONAL COMPONENTS**

<b>Profile H18 Maxim</b>  Length 1,8 m, 2,5 m	<b>Symmetrical gasket 18/4</b> 	<b>Symmetrical gasket 18/8</b> 
<b>Profile H25 Maxim</b>  Length 1,8 m, 2,5 m	<b>Non-symmetrical gasket 18/4</b> 	

## Size calculation method for line PORTO

in system MAXIM 18

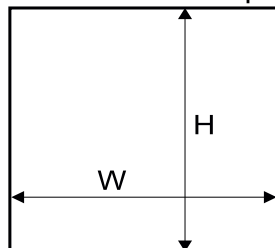
LINE

PORTO



System MAXIM 18 allows the combination of different door fillings (board + glass) simply through the use of additional components: gasket, joiner H18 MAXIM and H25 MAXIM.

### Dimensions of opening



#### door filling:

board # 18 mm

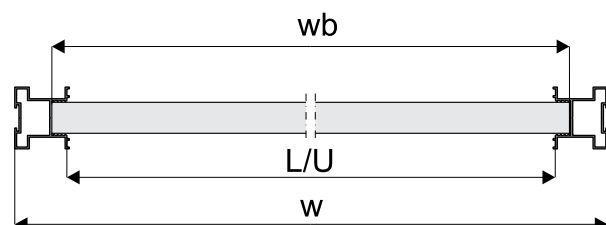
mirror # 4 mm or safety glass

handle length = door height

door height	- h	$h = H - 38 \text{ mm}$
door wing height with soft-close fitted	Mini SV40	$h = H - 42 \text{ mm}$
	Top SV60	$h = H - 45 \text{ mm}$
	SV-25	$h = H - 38 \text{ mm}$
	SV-50	
board height	- hb	$hb = h - 68 \text{ mm}$
door width	- w	$w = (W - 3 \text{ mm} + Z) : N$
board width	- wb	$wb = w - 41 \text{ mm}$
horizontal profile length	- L	$L = U = w - 57.4 \text{ mm}$
upper horizontal profile length	- U	

number of doors	- N	2	3
total overlap	- Z	30 mm	60 mm

visual design - 4 wings	
	$w = (W + 87) : 4$
	$w = (W : 2 + 27) : 2$

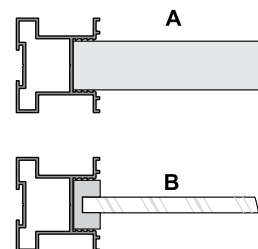


### door filling - # 4 mm mirror or glass

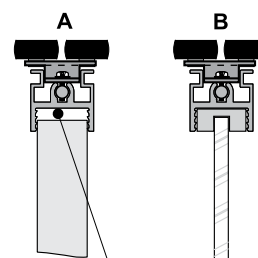
mirror height	hm	$hm = hb$
mirror width	wm	$wm = wb - 4 \text{ mm}$

### Installation method for fitting 18 mm board (diag. A) and 4 mm mirror or glass (diag. B)

- with handle

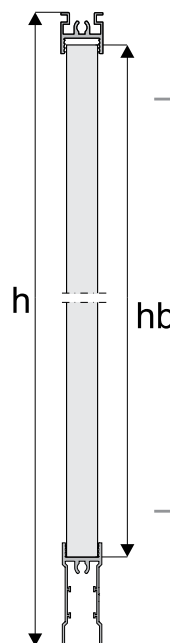
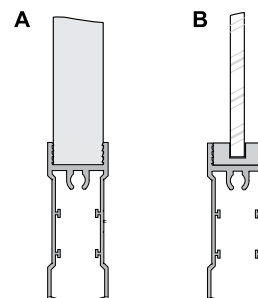


- with upper profile



construction clearance included in the calculation of the height of board

- with lower profile



## ATTENTION!


**Mirror (4 mm) should be used with a safety backing film. Safety glass (4.5 mm) comprises of two thin layers with a film in-between. Both mirror and glass need fitting gaskets.**



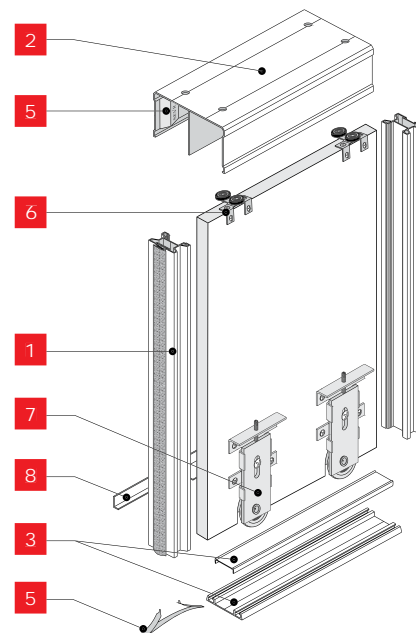
## SYSTEM

# MAXIM 18 Board

Twin track sliding doors with bottom carriage system



► Application	Sliding doors
► Track	Twin
▼ Carriage system	Bottom
► Top guide	Ball bearing carriage
► Bottom guide	Ball bearing carriage (load bearing)
► Construction	Board
► Filling thickness	18 mm
► Filling type	18 mm MFC
► Max. door load	50 kg
► Max. handle length	2.70 m
► Max. track length	6.00 m
► Textile door stops	Yes
► Anti-dust brushes	n/a
► Sales programme	Components are available individually
► Decorative profile programme	DECOR



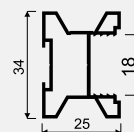
► Built-in furniture, walk-in wardrobes, wardrobes, attics

Handle **PROSPER II Decor****DECOR**

1a



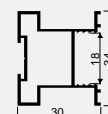
CODE	COLOUR	LENGTH (mm)	COLLECTIVE PACKAGING	PRICED PER	NET PRICE
03145	SILVER	2700	8	ITEM	
03144	LIGHT BROWN	2700	8	ITEM	

Handle **PORTO****DECOR**

1b



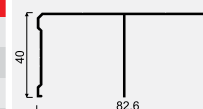
CODE	COLOUR	LENGTH (mm)	COLLECTIVE PACKAGING	PRICED PER	NET PRICE
03167	SILVER	2700	8	ITEM	
03166	LIGHT BROWN	2700	8	ITEM	

Top track **MAXIM Decor****DECOR**

2




CODE	COLOUR	LENGTH (mm)	COLLECTIVE PACKAGING	PRICED PER	NET PRICE
02023	SILVER	1800	12	ITEM	
02991	LIGHT BROWN	1800	12	ITEM	
02024	SILVER	2500	12	ITEM	
02992	LIGHT BROWN	2500	12	ITEM	
02298	SILVER	3500	12	ITEM	
02993	LIGHT BROWN	3500	12	ITEM	
02306	SILVER	4300	12	ITEM	
02994	LIGHT BROWN	4300	12	ITEM	
02892	SILVER	6000	12	ITEM	
02995	LIGHT BROWN	6000	12	ITEM	

Bottom track **MAXIM II**

3



CODE	COLOUR	LENGTH (mm)	COLLECTIVE PACKAGING	PRICED PER	NET PRICE
02805	SILVER	1800	12	ITEM	
02986	LIGHT BROWN	1800	12	ITEM	
02806	SILVER	2500	12	ITEM	
02987	LIGHT BROWN	2500	12	ITEM	
02808	SILVER	3500	12	ITEM	
02988	LIGHT BROWN	3500	12	ITEM	
02802	SILVER	4300	12	ITEM	
02989	LIGHT BROWN	4300	12	ITEM	
02890	SILVER	6000	12	ITEM	
02990	LIGHT BROWN	6000	12	ITEM	

Covering strip for bottom track  
**MAXIM II Decor****DECOR**

3 +



CODE	COLOUR	LENGTH (mm)	COLLECTIVE PACKAGING	PRICED PER	NET PRICE
02812	SILVER	1800	12	ITEM	
02996	LIGHT BROWN	1800	12	ITEM	
02813	SILVER	2500	12	ITEM	
02997	LIGHT BROWN	2500	12	ITEM	
02815	SILVER	3500	12	ITEM	
02998	LIGHT BROWN	3500	12	ITEM	
02803	SILVER	4300	12	ITEM	
02999	LIGHT BROWN	4300	12	ITEM	
02891	SILVER	6000	12	ITEM	
03000	LIGHT BROWN	6000	12	ITEM	





SYSTEM

# MAXIM I8 Board

Basic system components

Top carriage **DUO** positioner

CODE	COLLECTIVE PACKAGING	PRICED PER	NET PRICE
20104	1	COLLECTIVE PACKAGE	

Stopper for bottom carriage **HI-TEC**

CODE	COLLECTIVE PACKAGING	PRICED PER	NET PRICE
20080	1000	ITEM	

Soft-Close for sliding door

**SEVROMATIC SV-25 i SV-50****i** Set includes 2 items L & R

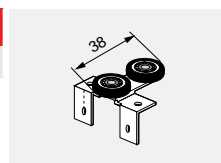
CODE	KG	COLLECTIVE PACKAGING	PRICED PER	NET PRICE
20139	25	24	SET	
20200	50	24	SET	



Guiding carriage

**MAXIM Board WPMx.B-DUO**

CODE	COLLECTIVE PACKAGING	PRICED PER	NET PRICE
10112	200	ITEM	

Bottom carriage **WD 18V HI-TEC**

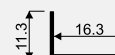
CODE	COLLECTIVE PACKAGING	PRICED PER	NET PRICE
10060	100	ITEM	

**SET:** Bottom carriage **WD 18V HI-TEC Blister****i** Set includes two carriages and stopper HI-TEC, fully packaged

CODE	COLLECTIVE PACKAGING	PRICED PER	NET PRICE
10058	50	SET	

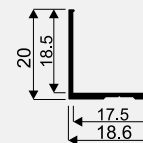
Angle section **MINI 11x17**

CODE	COLOUR	LENGTH (mm)	COLLECTIVE PACKAGING	PRICED PER	NET PRICE
00102	SILVER	1700	120	ITEM	
00093	LIGHT BROWN	1700	120	ITEM	
00108	GOLD	1700	120	ITEM	
00103	SILVER	2350	120	ITEM	
00094	LIGHT BROWN	2350	120	ITEM	
00109	GOLD	2350	120	ITEM	
00104	SILVER	3000	120	ITEM	
00095	LIGHT BROWN	3000	120	ITEM	
00110	GOLD	3000	120	ITEM	

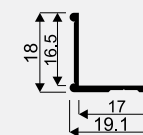


Angle section **ZW 20x18**

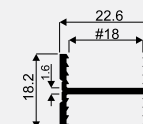
CODE	COLOUR	LENGTH (mm)	COLLECTIVE PACKAGING	PRICED PER	NET PRICE
00058	SILVER	1700	60	ITEM	
00052	LIGHT BROWN	1700	60	ITEM	
00061	GOLD	1700	60	ITEM	
00059	SILVER	2350	60	ITEM	
00053	LIGHT BROWN	2350	60	ITEM	
00062	GOLD	2350	60	ITEM	
00060	SILVER	3000	60	ITEM	
00054	LIGHT BROWN	3000	60	ITEM	
00063	GOLD	3000	60	ITEM	

Angle section **K2 Decor**Programma  
VICTORIA**ABC DECOR**

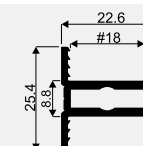
CODE	COLOUR	LENGTH (mm)	COLLECTIVE PACKAGING	PRICED PER	NET PRICE
00078	SILVER	1700	60	ITEM	
00069	LIGHT BROWN	1700	60	ITEM	
00081	GOLD	1700	60	ITEM	
02934	LIGHT BROWN with brushed effect	1700	60	ITEM	
03462	BLACK with brushed effect	1700	60	ITEM	
03459	COGNAC with brushed effect	1700	60	ITEM	
00079	SILVER	2350	60	ITEM	
00070	LIGHT BROWN	2350	60	ITEM	
00082	GOLD	2350	60	ITEM	
02935	LIGHT BROWN with brushed effect	2350	60	ITEM	
03463	BLACK with brushed effect	2350	60	ITEM	
03460	COGNAC with brushed effect	2350	60	ITEM	
00080	SILVER	3000	60	ITEM	
00071	LIGHT BROWN	3000	60	ITEM	
00083	GOLD	3000	60	ITEM	
02936	LIGHT BROWN with brushed effect	3000	60	ITEM	
03464	BLACK with brushed effect	3000	60	ITEM	
03461	COGNAC with brushed effect	3000	60	ITEM	

Profile **H18 MAXIM**18mm  
BOARD**DECOR**

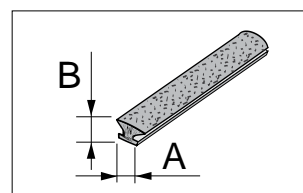
CODE	COLOUR	LENGTH (mm)	COLLECTIVE PACKAGING	PRICED PER	NET PRICE
01881	SILVER	1800	30	ITEM	
02980	LIGHT BROWN	1800	30	ITEM	
01882	SILVER	2500	30	ITEM	
02981	LIGHT BROWN	2500	30	ITEM	

Profile **H25 MAXIM**18mm  
BOARD**DECOR**

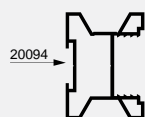
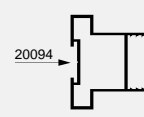
CODE	COLOUR	LENGTH (mm)	COLLECTIVE PACKAGING	PRICED PER	NET PRICE
01883	SILVER	1800	20	ITEM	
02983	LIGHT BROWN	1800	20	ITEM	
01884	SILVER	2500	20	ITEM	
02984	LIGHT BROWN	2500	20	ITEM	



## TEXTILE DOOR STOP


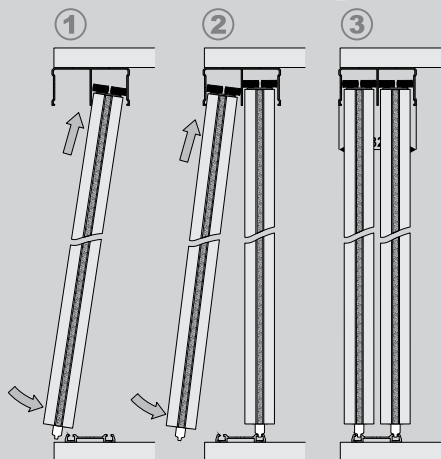
**i** All brushes on page 372

CODE	NAME	A (mm)	B (mm)	INSTALLATION	COLLECTIVE PACKAGING	PRICED PER	NET PRICE
20094	TEXTILE DOOR STOP	14.5	4	INSERTED	200	RUNNING METRE	
20224	TEXTILE DOOR STOP	14.5	4	INSERTED	10	COLLECTIVE PACKAGE (50 r.m.)	

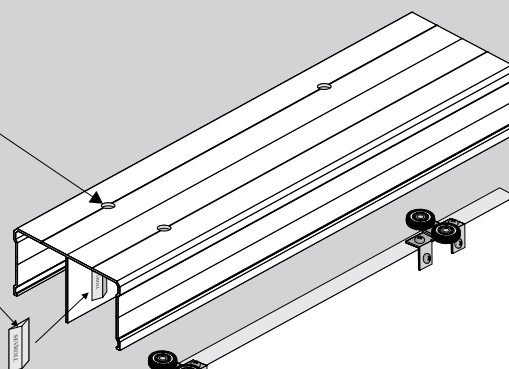
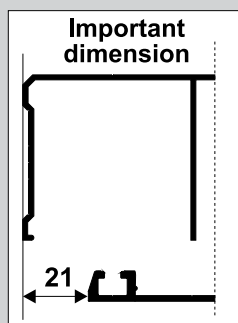
Handle **PROSPER II - Decor**Handle **PORTO**



### Door fitting order

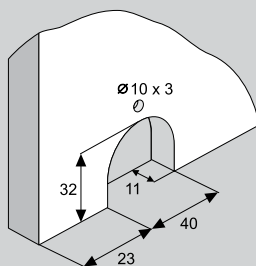
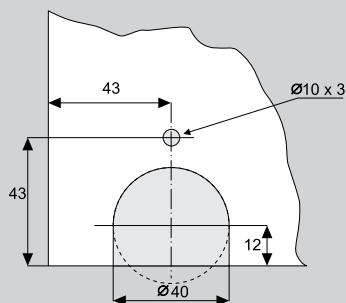


Positioner for  
top carriage DUO

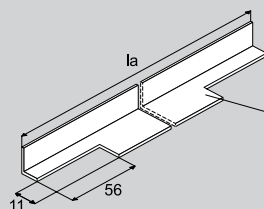
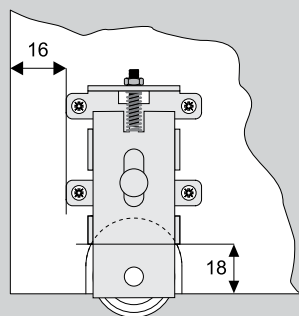


Door filling:  
18 mm board

Max.  
weight  
of 50 kg  
per door



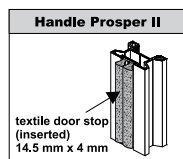
Ø4 x 30



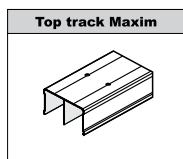
Insert stopper into  
track prior to fastening

openings Ø 3 mm  
do not require countersinking

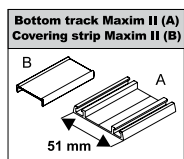
## COMPONENTS



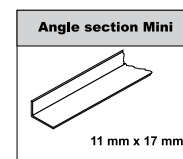
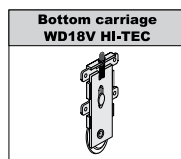
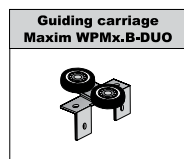
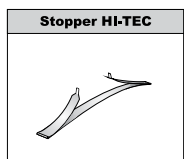
Length  
2,7 m



Length  
1,8 m, 2,5 m, 3,5 m, 4,3 m, 6,0 m



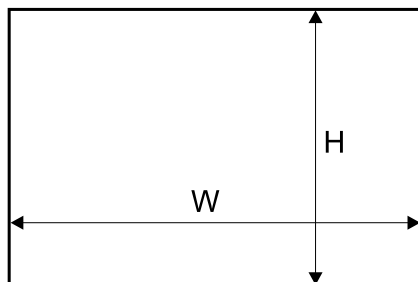
Length  
1,8 m, 2,5 m, 3,5 m, 4,3 m, 6,0 m



Length  
1,7 m, 2,35 m, 3,0 m



## Dimensions of opening



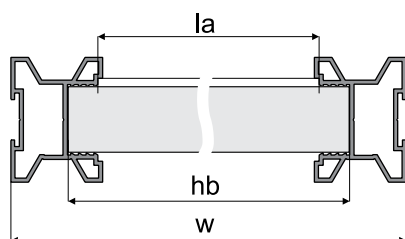
handle length = door height

## door filling - # 18 board

door height	- h	$h = H - 38 \text{ mm}$
board height	- hb	$hb = h - 2 \text{ mm}$
door width	- w	$w = (W - 3 + Z) : N$
board width	- wb	$wb = d - 31 \text{ mm}$
angle section mini length	- la	this size is determined after door construction

number of doors	- N	2	3
total overlap	- Z	25 mm	50 mm

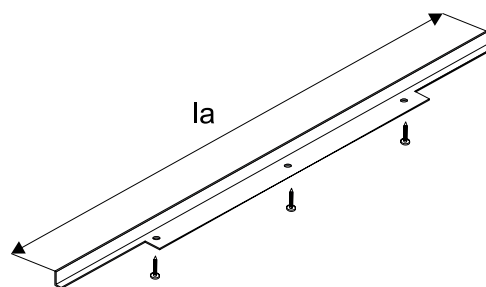
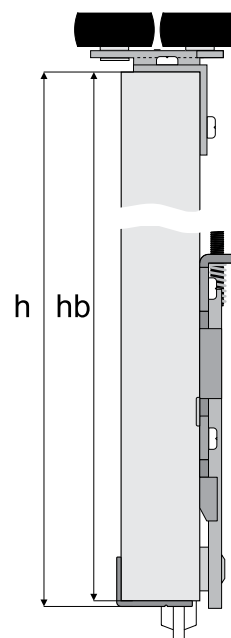
visual design - 4 wings	
	$w = (W + 72) : 4$
	$w = (W : 2 + 22) : 2$



## ATTENTION!

Handle profile should be 2 mm longer than board height.

- When fitting handle profiles, do not use assembly adhesive
- The tapped handle screw to the plate with screws according to instructions




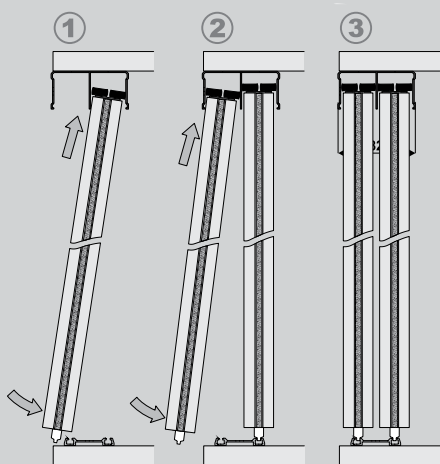
## WARNING

SEVROLL does not bear any responsibility for deformation resulting from the application of improper quality of boards (improper storage, improper humidity)



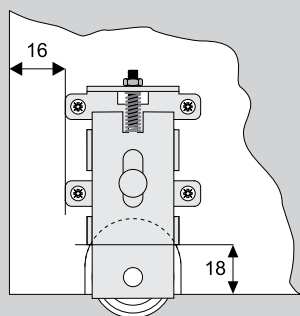
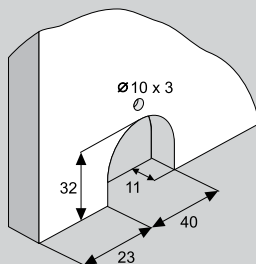
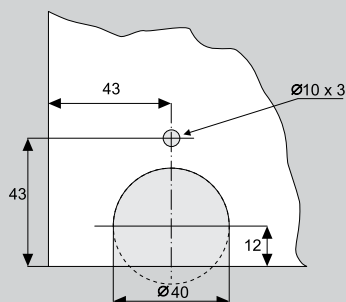
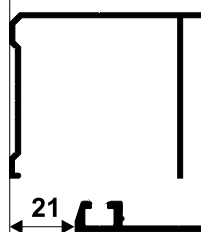


### Door fitting order



Positioner for top carriage DUO

### Important dimension



Ø4 x 30

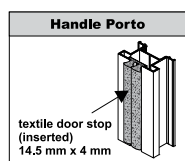
Door filling:  
18 mm board

Max. weight  
of 50 kg per door

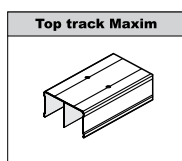
Insert stopper into track prior to fastening

openings Ø 3 mm  
do not require countersinking

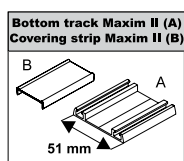
## COMPONENTS



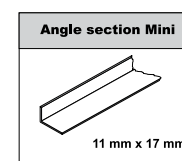
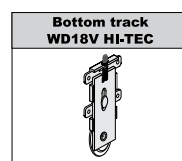
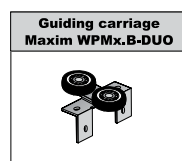
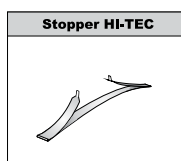
Length  
2,7 m



Length  
1,8 m, 2,5 m, 3,5 m, 4,3 m, 6,0 m

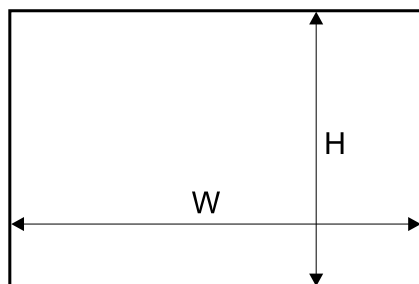


Length  
1,8 m, 2,5 m, 3,5 m, 4,3 m, 6,0 m



Length  
1,7 m, 2,35 m, 3,0 m

## Dimensions of opening

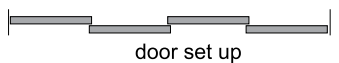
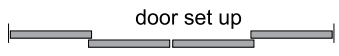


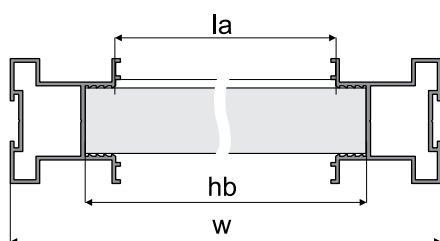
handle length = door height

## door filling - # 18 board

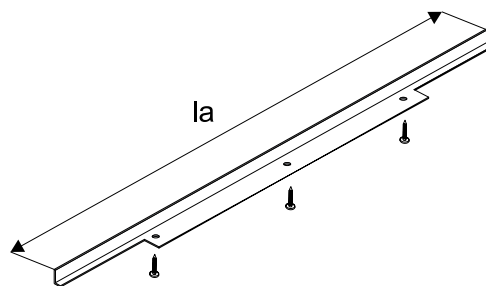
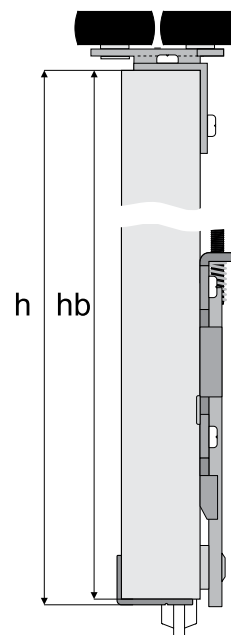
door height	- h	$h = H - 38 \text{ mm}$
board height	- hb	$hb = h - 2 \text{ mm}$
door width	- w	$w = (W - 3 + Z) : N$
board width	- wb	$wb = d - 41 \text{ mm}$
angle section mini length	- la	this size is determined after door construction

number of doors	- N	2	3
total overlap	- Z	30 mm	60 mm

visual design - 4 wings	
	$w = (W + 87) : 4$
	$w = (W : 2 + 27) : 2$



- When fitting handle profiles, do not use assembly adhesive
- The tapped handle screw to the plate with screws according to instructions



## ATTENTION!

**Handle profile should be 2 mm longer than board height.**

## WARNING

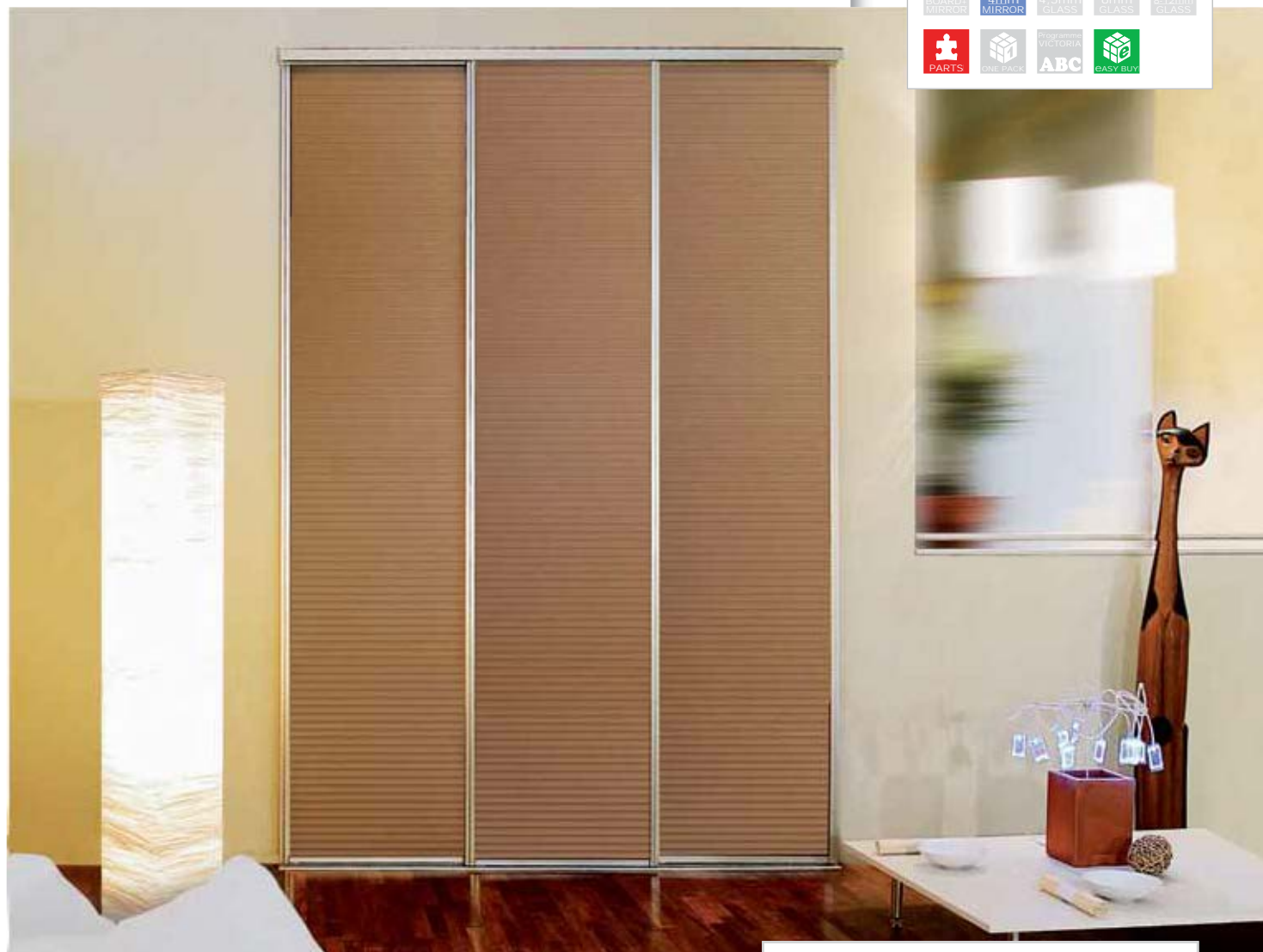
**SEVROLL does not bear any responsibility for deformation resulting from the application of improper quality of boards (improper storage, improper humidity)**

## SYSTEM

# EKONOMIK 10



Twin track sliding doors with bottom carriage system

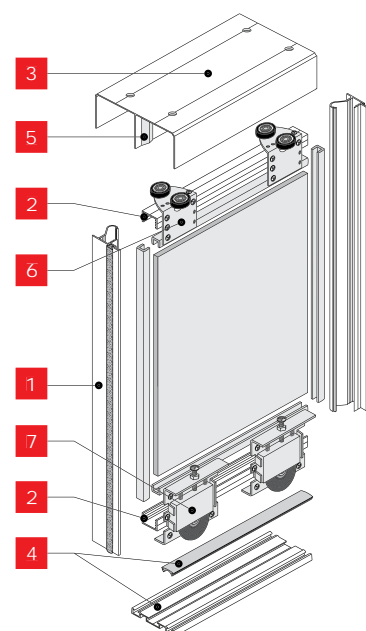



### CHARACTERISTICS

► Application	Sliding doors
► Track	Twin
▼ Carriage system	Bottom
► Top guide	Ball bearing carriage
► Bottom guide	Ball bearing carriage (load bearing)
► Construction	Frame
► Filling thickness	10 mm
► Filling type	10 mm MFC or 4 mm mirror
► Max. door load	35 kg
► Max. handle length	2.70 m
► Max. track length	6.00 m
► Textile door stops	Yes
► Anti-dust brushes	No
► Sales programme	EASY BUY + Components are available individually
► Decorative profile programme	n/a

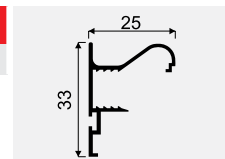
### USAGE

- Built-in furniture, walk-in wardrobes, wardrobes, attics

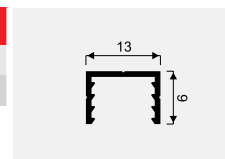


Handle **EKONOMIK**

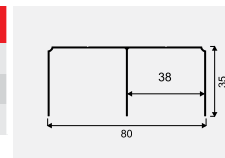
CODE	COLOUR	LENGTH (mm)	COLLECTIVE PACKAGING	PRICED PER	NET PRICE
02552	SILVER	2700	20	ITEM	

Horizontal profile **EKONOMIK**

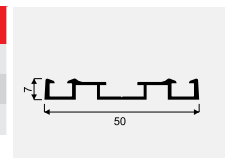
CODE	COLOUR	LENGTH (mm)	COLLECTIVE PACKAGING	PRICED PER	NET PRICE
02557	SILVER	2000	24	ITEM	
02558	SILVER	3000	24	ITEM	

Top track **EKONOMIK**

CODE	COLOUR	LENGTH (mm)	COLLECTIVE PACKAGING	PRICED PER	NET PRICE
02553	SILVER	2000	12	ITEM	
02554	SILVER	3000	12	ITEM	
02894	SILVER	6000	12	ITEM	

Bottom track **EKONOMIK**

CODE	COLOUR	LENGTH (mm)	COLLECTIVE PACKAGING	PRICED PER	NET PRICE
02555	SILVER	2000	12	ITEM	
02556	SILVER	3000	12	ITEM	
02895	SILVER	6000	12	ITEM	

Covering strip  
for bottom track **EKONOMIK**

CODE	COLOUR	LENGTH (mm)	COLLECTIVE PACKAGING	PRICED PER	NET PRICE
20159	-	2000	50	ITEM	
20172	-	3000	50	ITEM	
20193	-	6000	12	ITEM	
20233	-	50000	50	RUNNING METRE	

Top carriage **DUO** positioner

**i** Collective package contains 100 screws



CODE	COLLECTIVE PACKAGING	PRICED PER	NET PRICE
20104	1	COLLECTIVE PACKAGE	

## Top carriage

**EKONOMIK WPEk.-DUO**

CODE	COLLECTIVE PACKAGING	PRICED PER	NET PRICE
10101	200	ITEM	

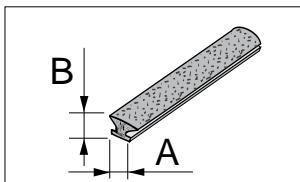
## Bottom carriage

**WD10V EKONOMIK**

CODE	COLLECTIVE PACKAGING	PRICED PER	NET PRICE
10099	60	ITEM	

**TEXTILE DOOR STOP**

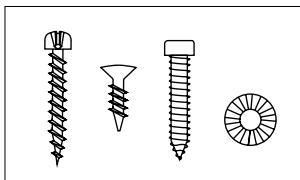
**i** All brushes on page 372



CODE	NAME	A (mm)	B (mm)	INSTALLATION	COLLECTIVE PACKAGING	PRICED PER	NET PRICE
20020	TEXTILE DOOR STOP	4.8	4	INSERTED	550	RUNNING METRE	
20225	TEXTILE DOOR STOP	4.8	4	INSERTED	10	COLLECTIVE PACKAGE (100 R.M.)	

Screws **SMART, UNIX**  
and **SELF-TAPPING**

**i** Collective package coded 20153 contains 1000 screws, all others contain 100

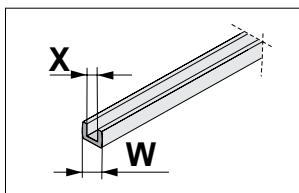


CODE	NAME	DIMENSIONS (mm)	COLLECTIVE PACKAGING	PRICED PER	NET PRICE
20160	SELF-TAPPING SCREW	2.9 x 6.5	1	COLLECTIVE PACKAGE	
20153	SCREW UNIX	3 x 10	1	COLLECTIVE PACKAGE	
20165	SCREW UNIX	3 x 16	1	COLLECTIVE PACKAGE	
20041	SCREW SMART	2.5 x 18	1	COLLECTIVE PACKAGE	
20166	WASHER CROWNED	3 x 6	1	COLLECTIVE PACKAGE	



## GASKET

**i** All gaskets on page 372



CODE	X (mm)	W (mm)	COLLECTIVE PACKAGING	PRICED PER	NET PRICE
20031	4	10	100	RUNNING METRE	
20032	4.5	10	100	RUNNING METRE	
20033	6	10	100	RUNNING METRE	
20098	6.4	10	100	RUNNING METRE	
20052	8	10	100	RUNNING METRE	

**EKONOMIK E20-I SET**  
**and EKONOMIK E30-I SET**


**i** Complete profile sets in silver



SET COMPONENTS	CODE	EKONOMIK E20-I SET	EKONOMIK E30-I SET
SET CODE		02559 (2m)	02560 (3m)
Horizontal strip EKON. 2 m / 3 m	02557 / 02558	2 pcs	2 pcs
Handle EKONOMIK 2.7 m	02552	4 pcs	6 pcs
Bottom track EKON. 2 m / 3 m	02555 / 02556	1 pc.	1 pc.
Top track EKONOMIK 2 m / 3 m	02553 / 02554	1 pc.	1 pc.
DOOR WING No.		2	3
NET PRICE			

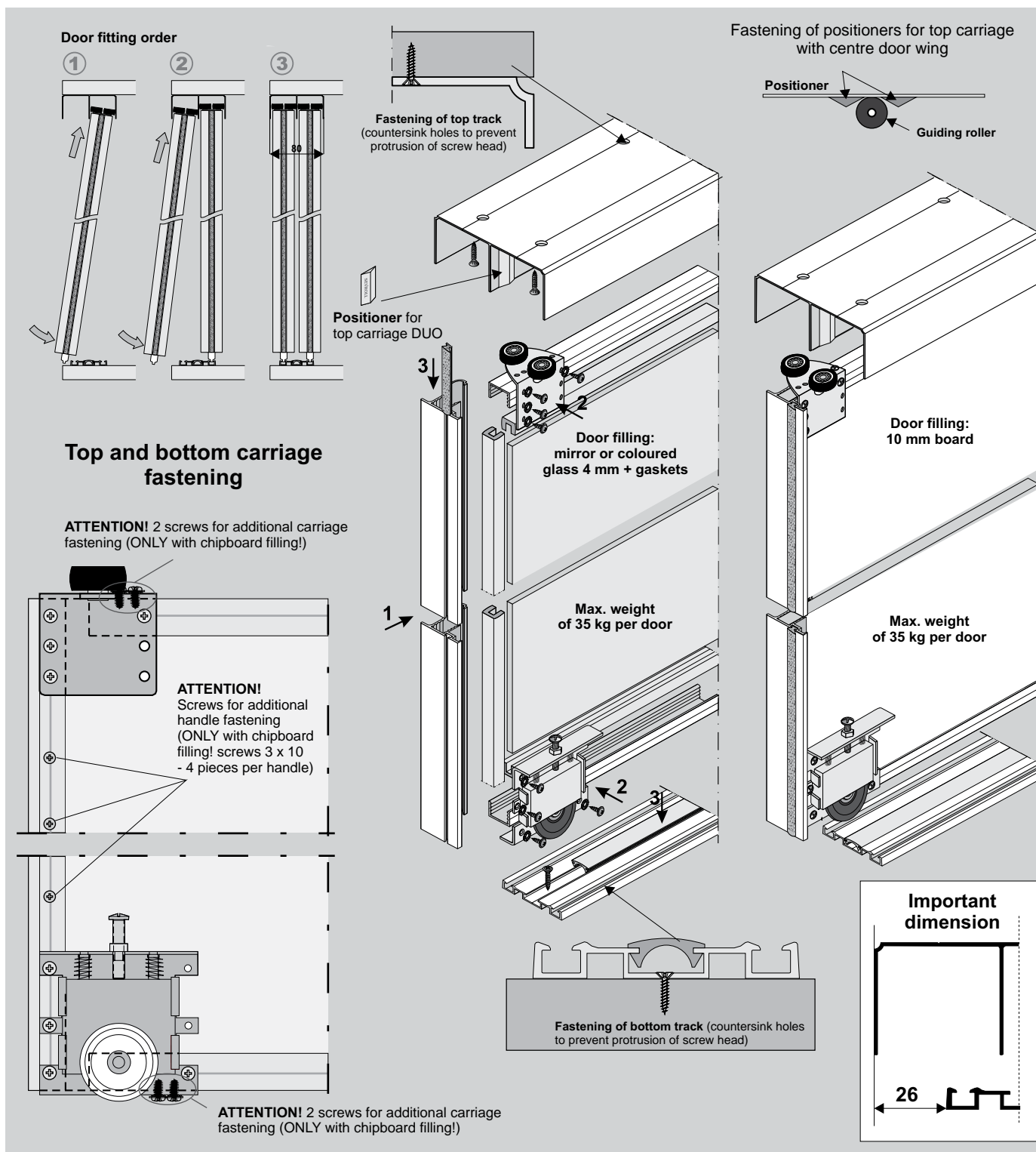
**EKONOMIK E20-2 SET**  
**and EKONOMIK E30-2 SET**


**i** Complete accessory sets



SET COMPONENTS	CODE	EKONOMIK E20-I SET	EKONOMIK E30-I SET
SET CODE		10105 (2 m)	10106 (3 m)
Bottom carriage WD10 V EKON.	10099	4 pcs	6 pcs
Top carriage EKON. WPEK.-DUO	10101	4 pcs	6 pcs
Finishing profile for bottom track	20159 / 20172	1 pc.	1 pc.
Textile door stop inserted	20020	11 r.m.	17 r.m.
Self-tapping screw 2.9 x 6.5	20160	48 pcs	72 pcs
Toothed washer EKON. 3 x 6	20166	48 pcs	72 pcs
Top carriage DUO positioner	20104	2 pcs	4 pcs
Dome head screw 3.0 x 10	20153	16 pcs	24 pcs
Countersunk screw 3.0 x 16	20165	12 pcs	18 pcs
Screw Smart 2.5 x 18	20041	6 pcs	9 pcs
Assembly instructions	15136	1 copy	1 copy
DOOR WING No.		2	3
NET PRICE			

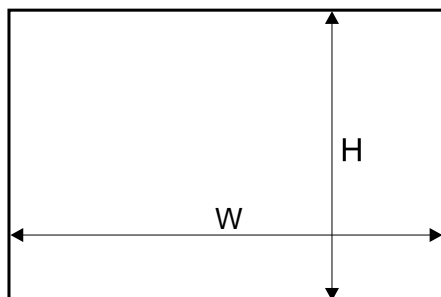




## COMPONENTS

<b>Handle EKONOMIK</b>  textile door stop (inserted) 4.8 mm x 4 mm Length 2.7 m	<b>Top track EKONOMIK</b>  Length 2.0 m, 3.0 m, 6.0 m	<b>Bottom track EKONOMIK</b>  Length 2.0 m, 3.0 m, 6.0 m	<b>Horizontal profile Ekonomik</b>  Length 2.0 m, 3.0 m	<b>Screws</b>  Toothed washer 3 x 6 Fastening of carriages  Self-tapping screw with washer head 2.9 x 6.5 Fastening of carriages  Countersunk screw 3 x 16 Fastening of tracks  Dome head screw 3x10 Fastening of handle (with chipboard filling)
<b>Bottom carriage EKONOMIK</b> 	<b>Top carriage EKONOMIK</b> 	<b>Covering strip for bottom track EKONOMIK</b>  Length 2.0 m, 3.0 m, 6.0 m, 50.0 m		

## Dimensions of opening



## ATTENTION!

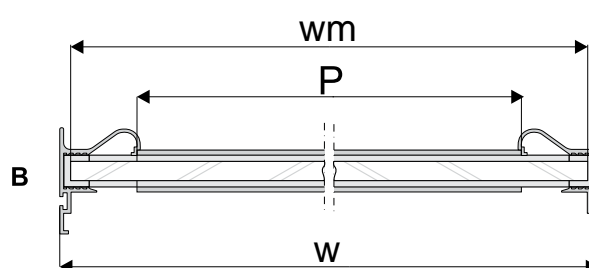
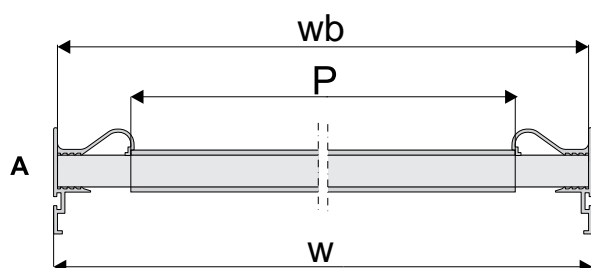
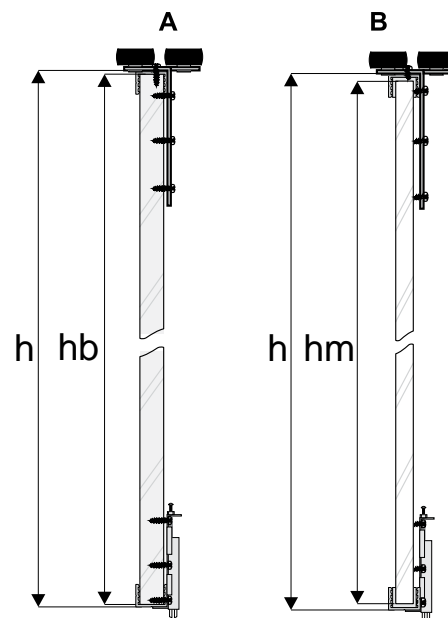
*Mirror (4 mm) must be used  
with a safety backing film.*

### door filling - 10 mm board, 4 mm mirror

door height	- h	$h = H - 32 \text{ mm}$
board height	- hb	$hb = h - 2 \text{ mm}$
door width	- w	$w = (W - 3 \text{ mm} + Z) : N$
board width	- wb	$wb = w - 2 \text{ mm}$
horizontal profile length	- P	$P = w - 48 \text{ mm}$
mirror height	- hm	$hm = hb - 4 \text{ mm}$
mirror width	- wm	$wm = wb - 4 \text{ mm}$

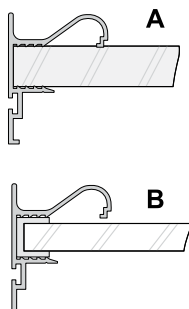
number of doors	- N	2	3
total overlap	- Z	25 mm	50 mm

visual design - 4 wings	
	$w = (W + 72) : 4$
	$w = (W : 2 + 22) : 2$

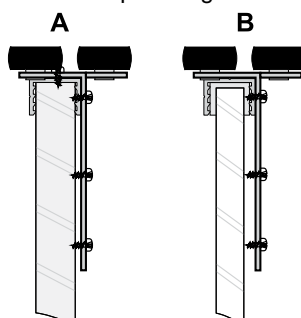


### Installation method for fitting 10 mm board (diag. A) and 4 mm mirror or glass (diag. B)

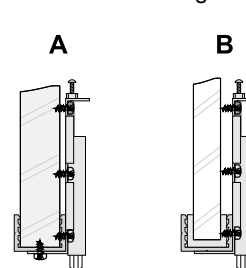
- with handle Ekonomik



- top carriage



- bottom carriage



SERIES

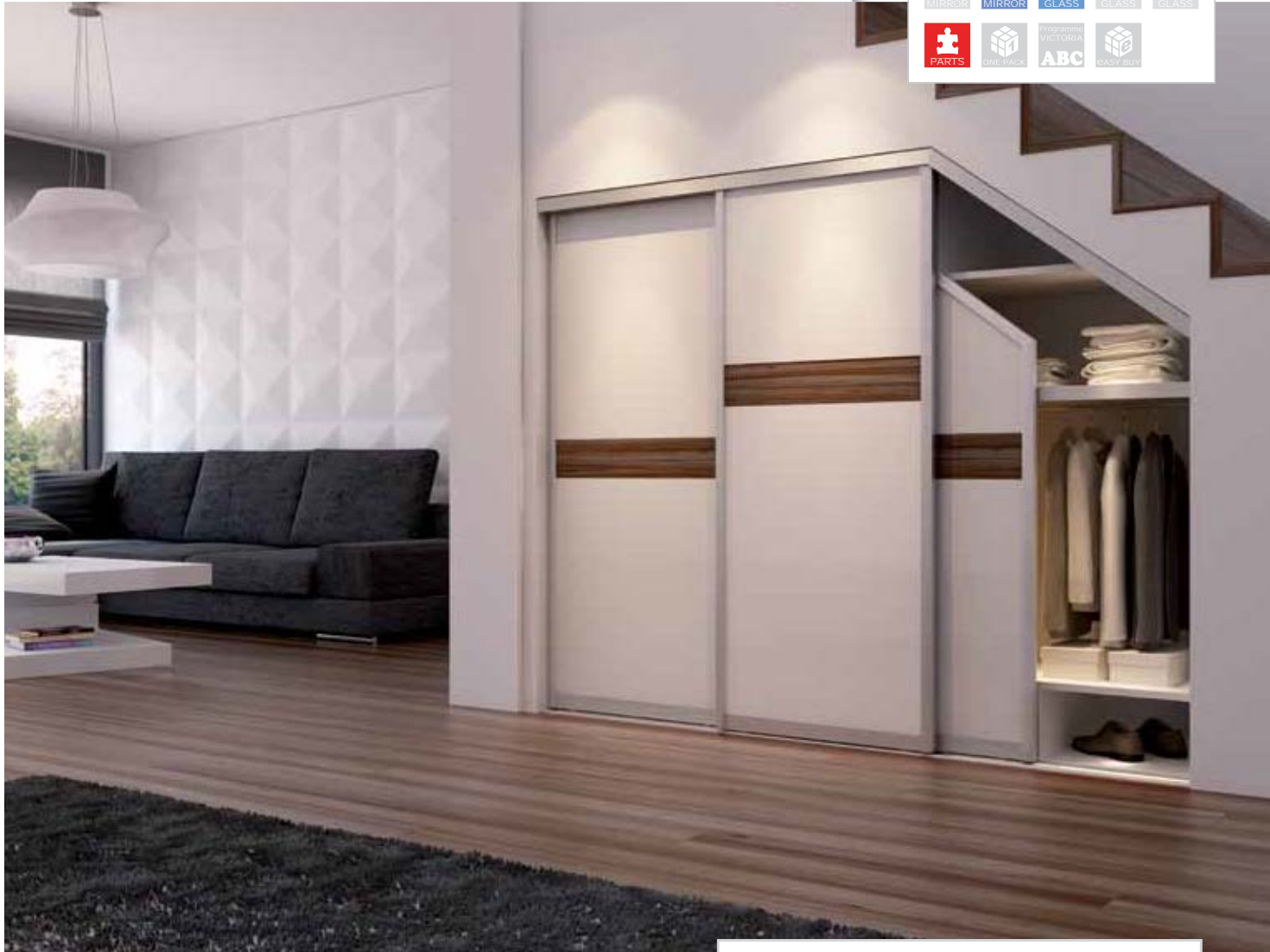

# GEMINI EVEREST



## SYSTEM

# GEMINI 10 EVEREST

Twin track sliding angled doors with bottom carriage system

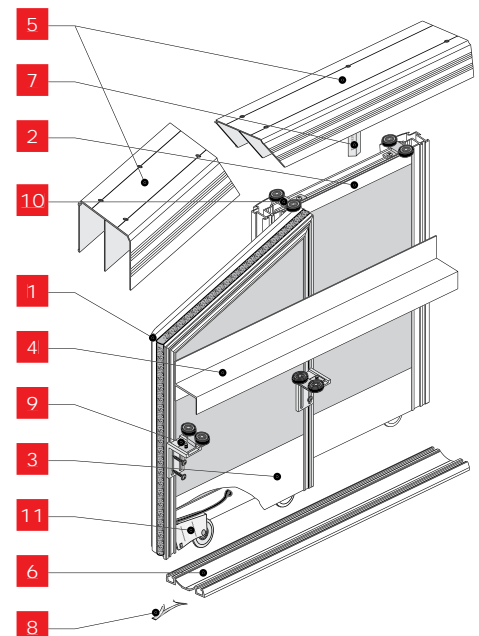


### CHARACTERISTICS

► Application	Sliding doors
► Track	Twin
▼ Carriage system	Bottom
► Top guide	Ball bearing carriage
► Bottom guide	Ball bearing carriage (load bearing)
► Construction	Frame
► Filling thickness	10 mm
► Filling type	10 mm MFC or 4.5 mm safety glass or 4 mm mirror
► Max. door load	50 kg
► Max. handle length	2.70 m
► Max. track length	6.00 m
► Textile door stops	Yes
► Anti-dust brushes	Yes
► Sales programme	Components are available individually
► Decorative profile programme	DECOR

### USAGE

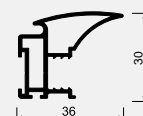
- Built-in furniture, walk-in wardrobes, wardrobes, attics



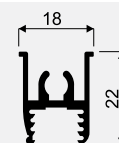


Handle **FOX**

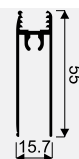
CODE	COLOUR	LENGTH (mm)	COLLECTIVE PACKAGING	PRICED PER	NET PRICE
02422	SILVER	2700	20	ITEM	
02423	LIGHT BROWN	2700	20	ITEM	
02424	GOLD	2700	20	ITEM	
02425	LIGHT BROWN with brushed effect	2700	20	ITEM	
03105	BLACK with brushed effect	2700	20	ITEM	
03106	COGNAC with brushed effect	2700	20	ITEM	

Upper horizontal profile **Decor****DECOR**

CODE	COLOUR	LENGTH (mm)	COLLECTIVE PACKAGING	PRICED PER	NET PRICE
02912	SILVER	1700	24	ITEM	
02908	LIGHT BROWN	1700	24	ITEM	
02916	GOLD	1700	24	ITEM	
03042	LIGHT BROWN with brushed effect	1700	24	ITEM	
03097	BLACK with brushed effect	1700	24	ITEM	
03100	COGNAC with brushed effect	1700	24	ITEM	
02913	SILVER	2350	24	ITEM	
02909	LIGHT BROWN	2350	24	ITEM	
02917	GOLD	2350	24	ITEM	
03043	LIGHT BROWN with brushed effect	2350	24	ITEM	
03098	BLACK with brushed effect	2350	24	ITEM	
03101	COGNAC with brushed effect	2350	24	ITEM	
02914	SILVER	3000	24	ITEM	
02910	LIGHT BROWN	3000	24	ITEM	
02918	GOLD	3000	24	ITEM	
03044	LIGHT BROWN with brushed effect	3000	24	ITEM	
03099	BLACK with brushed effect	3000	24	ITEM	
03102	COGNAC with brushed effect	3000	24	ITEM	
02915	SILVER	6000	24	ITEM	
02911	LIGHT BROWN	6000	24	ITEM	
02919	GOLD	6000	24	ITEM	

Lower horizontal profile **Decor****DECOR**

CODE	COLOUR	LENGTH (mm)	COLLECTIVE PACKAGING	PRICED PER	NET PRICE
00161	SILVER	1700	12	ITEM	
00152	LIGHT BROWN	1700	12	ITEM	
00164	GOLD	1700	12	ITEM	
02490	LIGHT BROWN with brushed effect	1700	12	ITEM	
03091	BLACK BROWN with brushed effect	1750	12	ITEM	
03094	COGNAC with brushed effect	1750	12	ITEM	
00162	SILVER	2350	12	ITEM	
00153	LIGHT BROWN	2350	12	ITEM	
00165	GOLD	2350	12	ITEM	
02491	LIGHT BROWN with brushed effect	2350	12	ITEM	
03092	BLACK BROWN with brushed effect	2350	12	ITEM	
03095	COGNAC with brushed effect	2350	12	ITEM	
00163	SILVER	3000	12	ITEM	
00155	LIGHT BROWN	3000	12	ITEM	
00166	GOLD	3000	12	ITEM	
02492	LIGHT BROWN with brushed effect	3000	12	ITEM	
03093	BLACK BROWN with brushed effect	3000	12	ITEM	
03096	COGNAC with brushed effect	3000	12	ITEM	
02764	SILVER	6000	12	ITEM	
02763	LIGHT BROWN	6000	12	ITEM	
02827	GOLD	6000	12	ITEM	





SYSTEM

## GEMINI 10 Everest

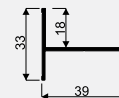
Basic system components

Track **EVEREST Decor****DECOR**

4



CODE	COLOUR	LENGTH (mm)	COLLECTIVE PACKAGING	PRICED PER	NET PRICE
02382	SILVER	3000	24	ITEM	
02383	LIGHT BROWN	3000	24	ITEM	
02384	GOLD	3000	24	ITEM	

Top track **GEMINI Decor****DECOR**

5



CODE	COLOUR	LENGTH (mm)	COLLECTIVE PACKAGING	PRICED PER	NET PRICE
01023	SILVER	1700	12	ITEM	
01008	LIGHT BROWN	1700	12	ITEM	
01030	GOLD	1700	12	ITEM	
02501	LIGHT BROWN with brushed effect	1700	12	ITEM	
03115	BLACK with brushed effect	1700	12	ITEM	
03119	COGNAC with brushed effect	1700	12	ITEM	
01025	SILVER	2350	12	ITEM	
01010	LIGHT BROWN	2350	12	ITEM	
01032	GOLD	2350	12	ITEM	
02498	LIGHT BROWN with brushed effect	2350	12	ITEM	
03116	BLACK with brushed effect	2350	12	ITEM	
03120	COGNAC with brushed effect	2350	12	ITEM	
01026	SILVER	3000	12	ITEM	
01011	LIGHT BROWN	3000	12	ITEM	
01033	GOLD	3000	12	ITEM	
02499	LIGHT BROWN with brushed effect	3000	12	ITEM	
03117	BLACK with brushed effect	3000	12	ITEM	
03121	COGNAC with brushed effect	3000	12	ITEM	
01469	SILVER	4050	12	ITEM	
01439	LIGHT BROWN	4050	12	ITEM	
01462	GOLD	4050	12	ITEM	
02500	LIGHT BROWN with brushed effect	4050	12	ITEM	
03118	BLACK with brushed effect	4050	12	ITEM	
03122	COGNAC with brushed effect	4050	12	ITEM	
01391	SILVER	6000	12	ITEM	
01390	LIGHT BROWN	6000	12	ITEM	
01392	GOLD	6000	12	ITEM	
03424	LIGHT BROWN with brushed effect	6000	12	ITEM	
03222	BLACK with brushed effect	6000	12	ITEM	
03524	COGNAC with brushed effect	6000	12	ITEM	

Bottom track **GEMINI Decor****DECOR**

6a



CODE	COLOUR	LENGTH (mm)	COLLECTIVE PACKAGING	PRICED PER	NET PRICE
00809	SILVER	1700	12	ITEM	
00798	LIGHT BROWN	1700	12	ITEM	
00816	GOLD	1700	12	ITEM	
00811	SILVER	2350	12	ITEM	
00800	LIGHT BROWN	2350	12	ITEM	
00818	GOLD	2350	12	ITEM	
00812	SILVER	3000	12	ITEM	
00801	LIGHT BROWN	3000	12	ITEM	
00819	GOLD	3000	12	ITEM	
01474	SILVER	4050	12	ITEM	
01478	LIGHT BROWN	4050	12	ITEM	
01476	GOLD	4050	12	ITEM	
02430	SILVER	6000	12	ITEM	
02429	LIGHT BROWN	6000	12	ITEM	
02431	GOLD	6000	12	ITEM	







Bottom track **ELEGANT Decor** **DECOR**



CODE	COLOUR	LENGTH (mm)	COLLECTIVE PACKAGING	PRICED PER	NET PRICE
01277	SILVER	1700	12	ITEM	
01269	LIGHT BROWN	1700	12	ITEM	
01281	GOLD	1700	12	ITEM	
02494	LIGHT BROWN	1700	12	ITEM	
03107	BLACK with brushed effect	1700	12	ITEM	
03111	COGNAC with brushed effect	1700	12	ITEM	
01278	SILVER	2350	12	ITEM	
01270	LIGHT BROWN	2350	12	ITEM	
01282	GOLD	2350	12	ITEM	
02495	LIGHT BROWN with brushed effect	2350	12	ITEM	
03108	BLACK with brushed effect	2350	12	ITEM	
03112	COGNAC with brushed effect	2350	12	ITEM	
01279	SILVER	3000	12	ITEM	
01271	LIGHT BROWN	3000	12	ITEM	
01283	GOLD	3000	12	ITEM	
02496	LIGHT BROWN with brushed effect	3000	12	ITEM	
03109	BLACK with brushed effect	3000	12	ITEM	
03113	COGNAC with brushed effect	3000	12	ITEM	
01470	SILVER	4050	12	ITEM	
01438	LIGHT BROWN	4050	12	ITEM	
01512	GOLD	4050	12	ITEM	
02497	LIGHT BROWN with brushed effect	4050	12	ITEM	
03110	BLACK with brushed effect	4050	12	ITEM	
03114	COGNAC with brushed effect	4050	12	ITEM	
02427	SILVER	6000	12	ITEM	
02426	LIGHT BROWN	6000	12	ITEM	
02428	GOLD	6000	12	ITEM	
03423	LIGHT BROWN with brushed effect	6000	12	ITEM	
03223	BLACK with brushed effect	6000	12	ITEM	
03523	COGNAC with brushed effect	6000	12	ITEM	



Top carriage **DUO** positioner

**i** Collective package contains 100 positioners



CODE	COLLECTIVE PACKAGING	PRICED PER	NET PRICE
20104	1	SET	

Stopper for  
bottom carriage **HI-TEC**



CODE	COLLECTIVE PACKAGING	PRICED PER	NET PRICE
20080	1000	ITEM	

**SET: ZE-Fox**

**i** Set includes 2 Everest Fox carriages and 2 Everest Fox joiners



CODE	COLLECTIVE PACKAGING	PRICED PER	NET PRICE
10113	24	SET	



SYSTEM

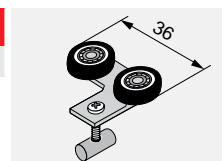
# GEMINI 10 Everest

Basic system components

Guiding carriage

**I0-KAWPI0-DUO****i** Code 10038 applies to left or right carriage

CODE	COLLECTIVE PACKAGING	PRICED PER	NET PRICE
10038	400	ITEM	

**SET:** Guiding carriage**I0-KAWPI0-DUO Blister****i** Set includes two carriages, left and right, fully packaged

CODE	COLLECTIVE PACKAGING	PRICED PER	NET PRICE
10045	50	SET	

Bottom carriage

**WD I0C HI-TEC**

CODE	COLLECTIVE PACKAGING	PRICED PER	NET PRICE
10044	100	ITEM	

**SET:** Bottom carriage**WD I0C HI-TEC Blister****i** Set includes two carriages fully packaged

CODE	COLLECTIVE PACKAGING	PRICED PER	NET PRICE
10050	50	SET	

Bottom carriage

**WD I0V HI-TEC**

CODE	COLLECTIVE PACKAGING	PRICED PER	NET PRICE
10043	100	ITEM	

**SET:** Bottom carriage**WD I0V HI-TEC Blister****i** Set includes two carriages and stopper for bottom carriage HI-TEC, fully packaged

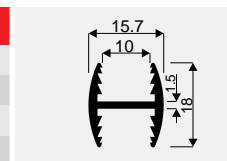
CODE	COLLECTIVE PACKAGING	PRICED PER	NET PRICE
10051	50	SET	



## H10 profile



CODE	COLOUR	LENGTH (mm)	COLLECTIVE PACKAGING	PRICED PER	NET PRICE
00207	SILVER	3000	30	ITEM	
00204	LIGHT BROWN	3000	30	ITEM	
00208	GOLD	3000	30	ITEM	
02493	LIGHT BROWN with brushed effect	3000	30	ITEM	
03103	BLACK with brushed effect	3000	30	ITEM	
03104	COGNAC with brushed effect	3000	30	ITEM	



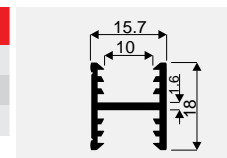
## H10 profile - Decor



DECOR



CODE	COLOUR	LENGTH (mm)	COLLECTIVE PACKAGING	PRICED PER	NET PRICE
01617	SILVER	3000	30	ITEM	
01616	LIGHT BROWN	3000	30	ITEM	
01618	GOLD	3000	30	ITEM	



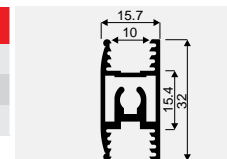
## H30 profile - Decor



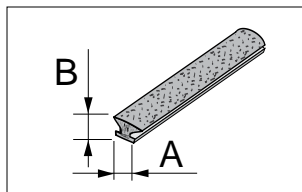
DECOR



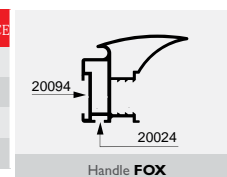
CODE	COLOUR	LENGTH (mm)	COLLECTIVE PACKAGING	PRICED PER	NET PRICE
00222	SILVER	3000	20	ITEM	
00219	LIGHT BROWN	3000	20	ITEM	
00223	GOLD	3000	20	ITEM	

TEXTILE DOOR STOP  
and ANTI-DUST BRUSHES

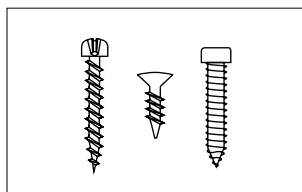
**i** All brushes on page 372



CODE	NAME	A (mm)	B (mm)	INSTALLATION	COLLECTIVE PACKAGING	PRICED PER	NET PRICE
20094	TEXTILE DOOR STOP	14.5	4	INSERTED	200	RUNNING METRE	
20224	TEXTILE DOOR STOP	14.5	4	INSERTED	10	COLLECTIVE PACKAGE (50 r.m.)	
20024	ANTI-DUST BRUSH	4.8	13	INSERTED	200	RUNNING METRE	
20226	ANTI-DUST BRUSH	4.8	13	INSERTED	10	COLLECTIVE PACKAGE (50 r.m.)	

Handle **FOX**Screws **SMART, UNIX**  
and **SELF-TAPPING**

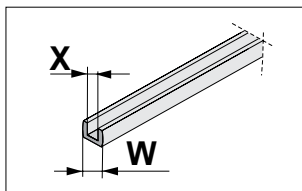
**i** Collective package contains 100 screws



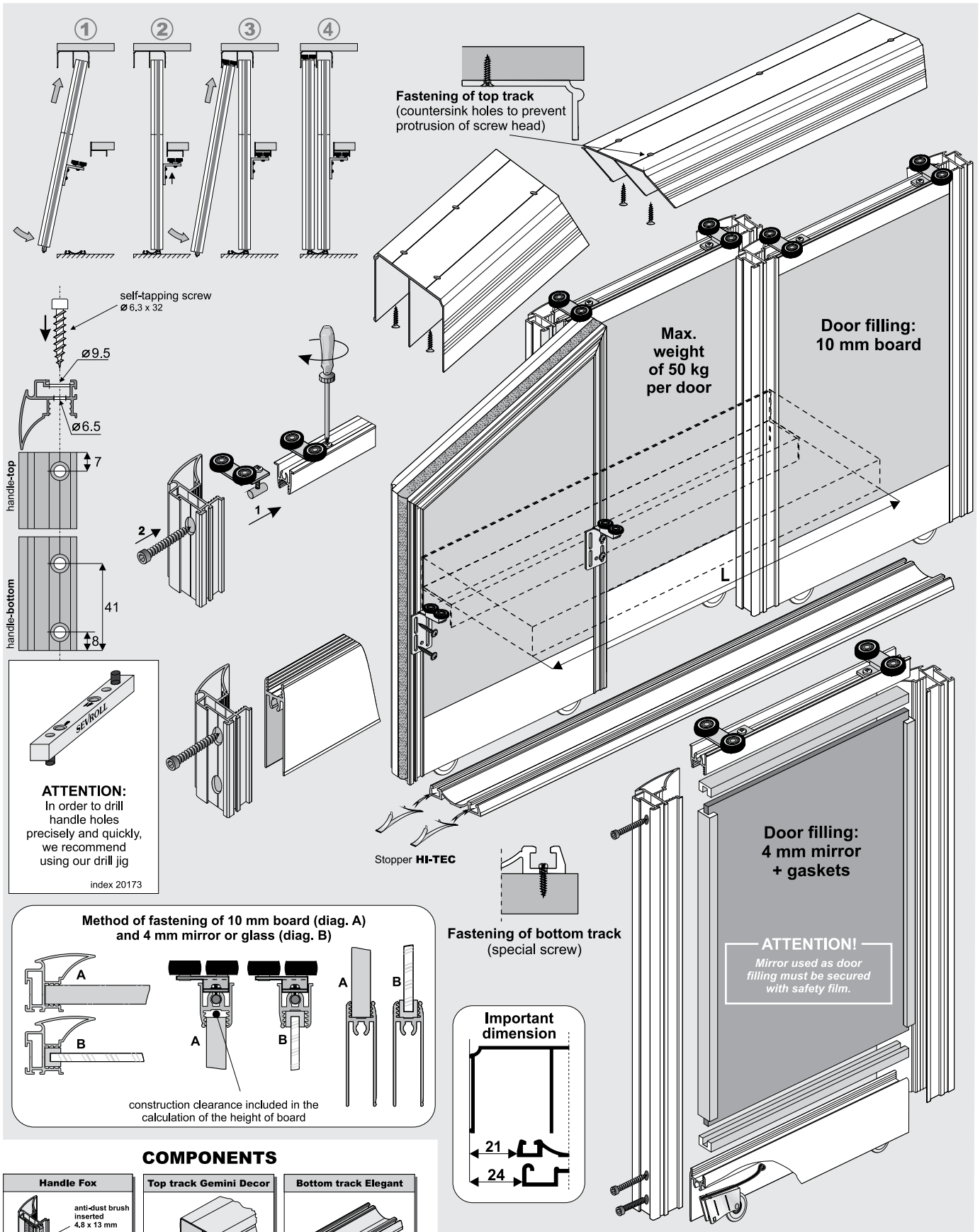
CODE	NAME	DIMENSIONS (mm)	COLLECTIVE PACKAGING	PRICED PER	NET PRICE
20041	SCREW SMART	2.5 x 18	1	COLLECTIVE PACKAGE	
20092	SCREW SMART	2.5 x 25	1	COLLECTIVE PACKAGE	
20107	COUNTERSUNK SCREW UNIX	3 x 13	1	COLLECTIVE PACKAGE	
20001	SELF-TAPPING SCREW	6.3 x 32	2000	ITEM	

## GASKET

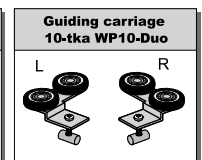
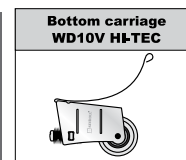
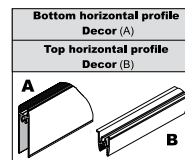
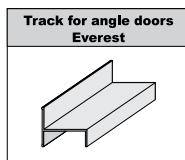
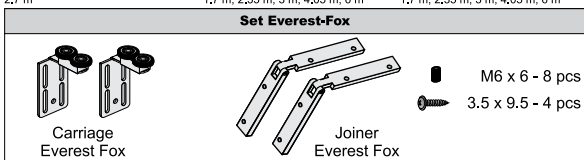
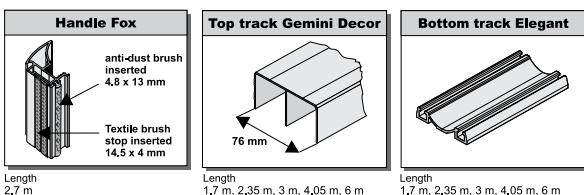
**i** All gaskets on page 372



CODE	X (mm)	W (mm)	COLLECTIVE PACKAGING	PRICED PER	NET PRICE
20031	4	10	100	RUNNING METRE	
20032	4.5	10	100	RUNNING METRE	
20033	6	10	100	RUNNING METRE	
20098	6.4	10	100	RUNNING METRE	
20052	8	10	100	RUNNING METRE	

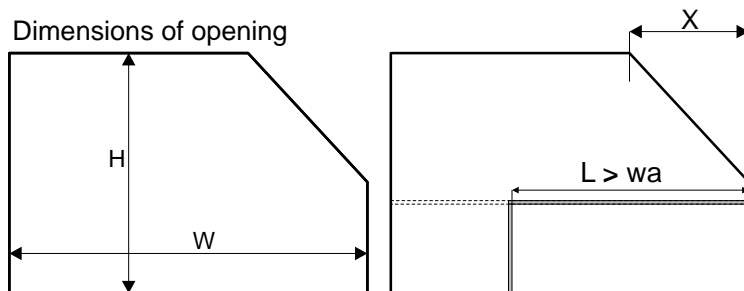


## COMPONENTS



You must remember to purchase self-tapping screws to construct each door (4 screws per door)  
When using mirror you must also remember to purchase gaskets

Dimensions of opening



L - length of track Everest

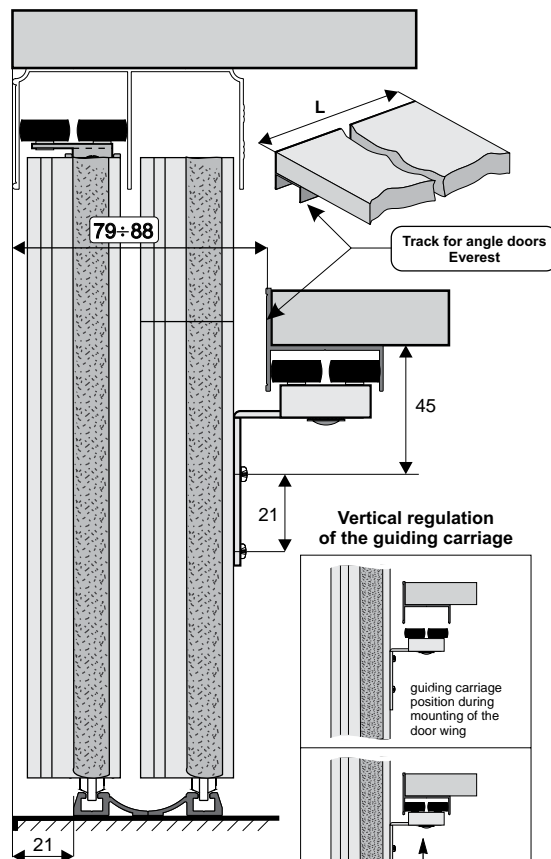
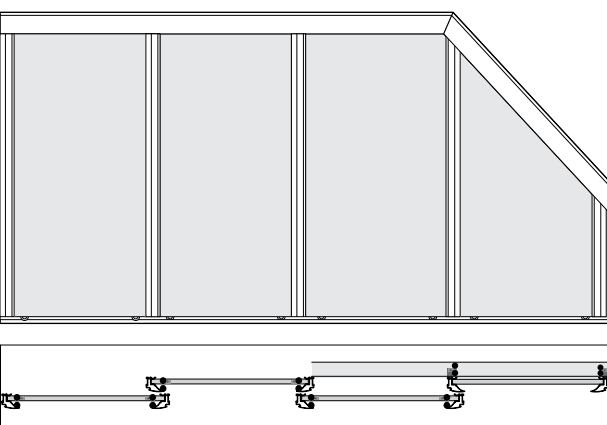
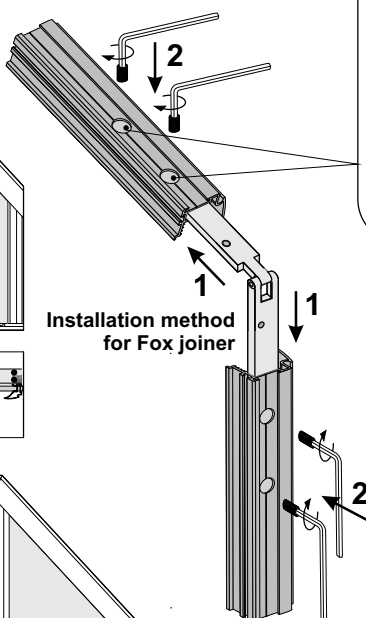
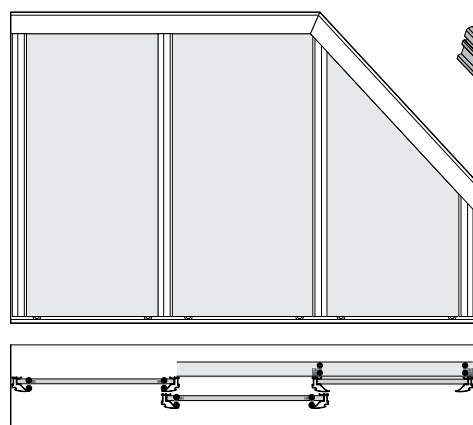
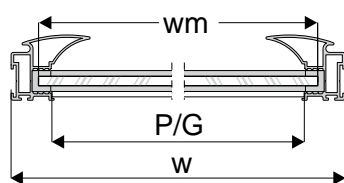
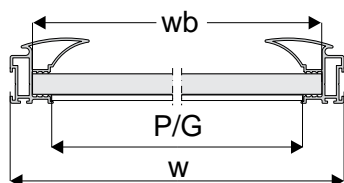
X - angle width

wa - width of the wing with angle section -  $wa \geq X$

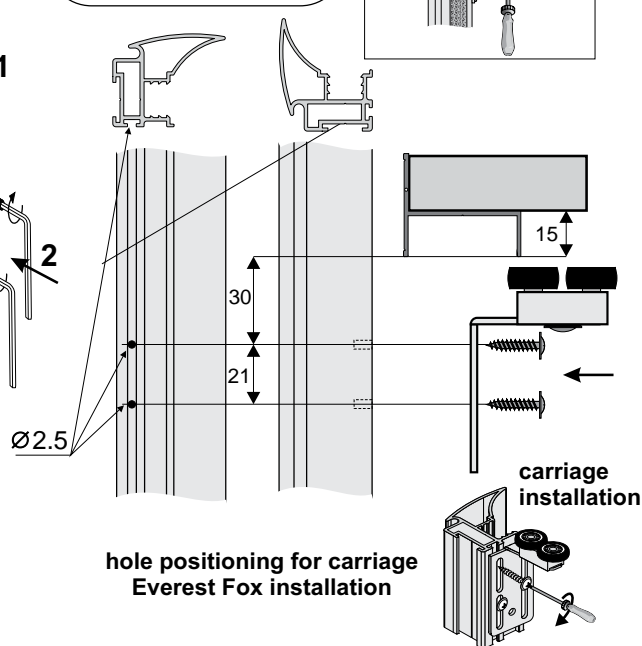
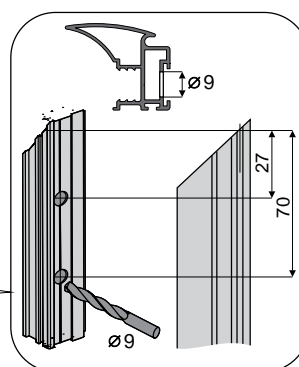
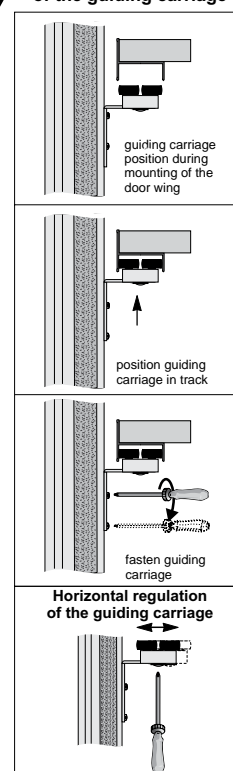
**door filling - # 10 mm board, 4 mm mirror**

door height	- h	$h = H - 38 \text{ mm}$
board height	- hb	$hb = h - 64 \text{ mm}$
door width	- w (wa)	$w = (W - 3 \text{ mm} + Z) : N$
board width	- wb	$wb = w - 20 \text{ mm}$
horizontal profile length	- P	$P = G = w - 37 \text{ mm}$
top profile length	- G	
mirror height	- hm	$hm = hb$
mirror width	- wm	$wm = wb - 4 \text{ mm}$

number of do	- N	3	4
total door overlap	- Z	72 mm	108 mm



**Vertical regulation of the guiding carriage**



**hole positioning for carriage Everest Fox installation**


## SYSTEM

# GEMINI I 8 EVEREST

Twin track sliding angled doors with bottom carriage system



8 kg	14 kg	16 kg	25 kg	35 kg
40 kg	45 kg	50 kg	60 kg	70 kg
100 kg	120 kg			
10mm BOARD	16mm BOARD	18mm BOARD	16-40mm BOARD	16-50mm BOARD
BOARD+MIRROR	4mm MIRROR	4.5mm GLASS	6mm GLASS	8-12mm GLASS
PARTS	ONE PACK	PROGRAMME VICTORIA ABC	EASY BUY	

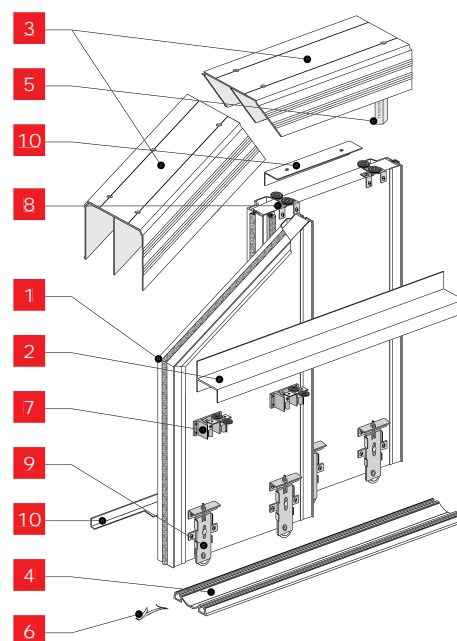


### CHARACTERISTICS

► Application	Sliding doors
► Track	Twin
▼ Carriage system	Bottom
► Top guide	Ball bearing carriage
► Bottom guide	Ball bearing carriage (load bearing)
► Construction	Board
► Filling thickness	18 mm or 16 mm depending on handle used
► Filling type	18 mm, 16 mm or 12 mm MFC + 4 mm mirror
► Max. door load	50 kg
► Max. handle length	2.70 m
► Max. track length	6.00 m
► Textile door stops	Yes
► Anti-dust brushes	Yes
► Sales programme	Components are available individually
► Decorative profile programme	DECOR

### USAGE

- Built-in furniture, walk-in wardrobes, wardrobes, attics





Handle **UNIVERSAL I6 GM**

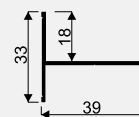
CODE	COLOUR	LENGTH (mm)	COLLECTIVE PACKAGING	PRICED PER	NET PRICE
02116	SILVER	2700	20	ITEM	
02120	LIGHT BROWN	2700	20	ITEM	
02121	GOLD	2700	20	ITEM	

Handle **UNIVERSAL I8 GM**

CODE	COLOUR	LENGTH (mm)	COLLECTIVE PACKAGING	PRICED PER	NET PRICE
02117	SILVER	2700	20	ITEM	
02119	LIGHT BROWN	2700	20	ITEM	
02118	GOLD	2700	20	ITEM	

Track **EVEREST Decor****DECOR**

CODE	COLOUR	LENGTH (mm)	COLLECTIVE PACKAGING	PRICED PER	NET PRICE
02382	SILVER	3000	24	ITEM	
02383	LIGHT BROWN	3000	24	ITEM	
02384	GOLD	3000	24	ITEM	

Top track **GEMINI Decor****DECOR**

CODE	COLOUR	LENGTH (mm)	COLLECTIVE PACKAGING	PRICED PER	NET PRICE
01023	SILVER	1700	12	ITEM	
01008	LIGHT BROWN	1700	12	ITEM	
01030	GOLD	1700	12	ITEM	
02501	LIGHT BROWN with brushed effect	1700	12	ITEM	
03115	BLACK with brushed effect	1700	12	ITEM	
03119	COGNAC with brushed effect	1700	12	ITEM	
01025	SILVER	2350	12	ITEM	
01010	LIGHT BROWN	2350	12	ITEM	
01032	GOLD	2350	12	ITEM	
02498	LIGHT BROWN with brushed effect	2350	12	ITEM	
03116	BLACK with brushed effect	2350	12	ITEM	
03120	COGNAC with brushed effect	2350	12	ITEM	
01026	SILVER	3000	12	ITEM	
01011	LIGHT BROWN	3000	12	ITEM	
01033	GOLD	3000	12	ITEM	
02499	LIGHT BROWN with brushed effect	3000	12	ITEM	
03117	BLACK with brushed effect	3000	12	ITEM	
03121	COGNAC with brushed effect	3000	12	ITEM	
01469	SILVER	4050	12	ITEM	
01439	LIGHT BROWN	4050	12	ITEM	
01462	GOLD	4050	12	ITEM	
02500	LIGHT BROWN with brushed effect	4050	12	ITEM	
03118	BLACK with brushed effect	4050	12	ITEM	
03122	COGNAC with brushed effect	4050	12	ITEM	
01391	SILVER	6000	12	ITEM	
01390	LIGHT BROWN	6000	12	ITEM	
01392	GOLD	6000	12	ITEM	
03424	LIGHT BROWN with brushed effect	6000	12	ITEM	
03222	BLACK with brushed effect	6000	12	ITEM	
03524	COGNAC with brushed effect	6000	12	ITEM	





SYSTEM

# GEMINI I8 Everest

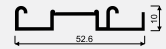
Basic system components

Bottom track **GEMINI Decor****DECOR**

4a



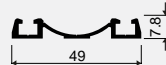
CODE	COLOUR	LENGTH (mm)	COLLECTIVE PACKAGING	PRICED PER	NET PRICE
00809	SILVER	1700	12	ITEM	
00798	LIGHT BROWN	1700	12	ITEM	
00816	GOLD	1700	12	ITEM	
00811	SILVER	2350	12	ITEM	
00800	LIGHT BROWN	2350	12	ITEM	
00818	GOLD	2350	12	ITEM	
00812	SILVER	3000	12	ITEM	
00801	LIGHT BROWN	3000	12	ITEM	
00819	GOLD	3000	12	ITEM	
01474	SILVER	4050	12	ITEM	
01478	LIGHT BROWN	4050	12	ITEM	
01476	GOLD	4050	12	ITEM	
02430	SILVER	6000	12	ITEM	
02429	LIGHT BROWN	6000	12	ITEM	
02431	GOLD	6000	12	ITEM	

Bottom track **ELEGANT Decor****DECOR**

4b



CODE	COLOUR	LENGTH (mm)	COLLECTIVE PACKAGING	PRICED PER	NET PRICE
01277	SILVER	1700	12	ITEM	
01269	LIGHT BROWN	1700	12	ITEM	
01281	GOLD	1700	12	ITEM	
02494	LIGHT BROWN with brushed effect	1700	12	ITEM	
03107	BLACK with brushed effect	1700	12	ITEM	
03111	COGNAC with brushed effect	1700	12	ITEM	
01278	SILVER	2350	12	ITEM	
01270	LIGHT BROWN	2350	12	ITEM	
01282	GOLD	2350	12	ITEM	
02495	LIGHT BROWN with brushed effect	2350	12	ITEM	
03108	BLACK with brushed effect	2350	12	ITEM	
03112	COGNAC with brushed effect	2350	12	ITEM	
01279	SILVER	3000	12	ITEM	
01271	LIGHT BROWN	3000	12	ITEM	
01283	GOLD	3000	12	ITEM	
02496	LIGHT BROWN with brushed effect	3000	12	ITEM	
03109	BLACK with brushed effect	3000	12	ITEM	
03113	COGNAC with brushed effect	3000	12	ITEM	
01470	SILVER	4050	12	ITEM	
01438	LIGHT BROWN	4050	12	ITEM	
01512	GOLD	4050	12	ITEM	
02497	LIGHT BROWN with brushed effect	4050	12	ITEM	
03110	BLACK with brushed effect	4050	12	ITEM	
03114	COGNAC with brushed effect	4050	12	ITEM	
02427	SILVER	6000	12	ITEM	
02426	LIGHT BROWN	6000	12	ITEM	
02428	GOLD	6000	12	ITEM	

Top carriage **DUO** positioner**i** Collective package contains 100 positioners.

5



CODE	COLLECTIVE PACKAGING	PRICED PER	NET PRICE
20104	1	COLLECTIVE PACKAGE	



Stopper for  
bottom carriage **HI-TEC**



CODE	COLLECTIVE PACKAGING	PRICED PER	NET PRICE
20080	1000	ITEM	

**SET:** Guiding carriage  
**EVEREST WPEv.-DUO**

**i** Set includes two carriages

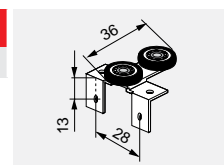


CODE	COLLECTIVE PACKAGING	PRICED PER	NET PRICE
10089	24	SET	

Guiding carriage  
**FOCUS WPFc.-DUO**



CODE	COLLECTIVE PACKAGING	PRICED PER	NET PRICE
10039	400	ITEM	



**SET:** Guiding carriage  
**FOCUS WPFc.-DUO Blister**

**i** Set includes two carriages, fully packaged



CODE	COLLECTIVE PACKAGING	PRICED PER	NET PRICE
10047	50	SET	

Bottom carriage  
**WD I8C HI-TEC**



CODE	COLLECTIVE PACKAGING	PRICED PER	NET PRICE
10057	100	ITEM	

**SET:** Bottom carriage  
**WD I8C HI-TEC Blister**

**i** Set includes two carriages, fully packaged



CODE	COLLECTIVE PACKAGING	PRICED PER	NET PRICE
10059	50	SET	



SYSTEM

# GEMINI I8 Everest

Basic system components

## Bottom carriage WD I8V HI-TEC



CODE	COLLECTIVE PACKAGING	PRICED PER	NET PRICE
10060	100	ITEM	


## SET: Bottom carriage WD I8V HI-TEC Blister



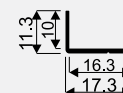
**i** Set includes two carriages and stopper HI-TEC, fully packaged

CODE	COLLECTIVE PACKAGING	PRICED PER	NET PRICE
10058	50	SET	

## Angle section **MINI 11x17**



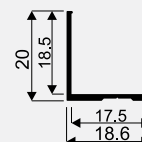
CODE	COLOUR	LENGTH (mm)	COLLECTIVE PACKAGING	PRICED PER	NET PRICE
00102	SILVER	1700	120	ITEM	
00093	LIGHT BROWN	1700	120	ITEM	
00108	GOLD	1700	120	ITEM	
00103	SILVER	2350	120	ITEM	
00094	LIGHT BROWN	2350	120	ITEM	
00109	GOLD	2350	120	ITEM	
00104	SILVER	3000	120	ITEM	
00095	LIGHT BROWN	3000	120	ITEM	
00110	GOLD	3000	120	ITEM	



## Angle section **ZW 20x18**



CODE	COLOUR	LENGTH (mm)	COLLECTIVE PACKAGING	PRICED PER	NET PRICE
00058	SILVER	1700	60	ITEM	
00052	LIGHT BROWN	1700	60	ITEM	
00061	GOLD	1700	60	ITEM	
00059	SILVER	2350	60	ITEM	
00053	LIGHT BROWN	2350	60	ITEM	
00062	GOLD	2350	60	ITEM	
00060	SILVER	3000	60	ITEM	
00054	LIGHT BROWN	3000	60	ITEM	
00063	GOLD	3000	60	ITEM	

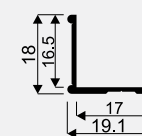


## Angle section **K2 Decor**



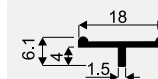
Programme  
VICTORIA  
**ABC DECOR**

CODE	COLOUR	LENGTH (mm)	COLLECTIVE PACKAGING	PRICED PER	NET PRICE
00078	SILVER	1700	60	ITEM	
00069	LIGHT BROWN	1700	60	ITEM	
00081	GOLD	1700	60	ITEM	
02934	LIGHT BROWN with brushed effect	1700	60	ITEM	
03462	BLACK with brushed effect	1700	60	ITEM	
03459	COGNAC with brushed effect	1700	60	ITEM	
00079	SILVER	2350	60	ITEM	
00070	LIGHT BROWN	2350	60	ITEM	
00082	GOLD	2350	60	ITEM	
02935	LIGHT BROWN with brushed effect	2350	60	ITEM	
03463	BLACK with brushed effect	2350	60	ITEM	
03460	COGNAC with brushed effect	2350	60	ITEM	
00080	SILVER	3000	60	ITEM	
00071	LIGHT BROWN	3000	60	ITEM	
00083	GOLD	3000	60	ITEM	
02936	LIGHT BROWN with brushed effect	3000	60	ITEM	
03464	BLACK with brushed effect	3000	60	ITEM	
03461	COGNAC with brushed effect	3000	60	ITEM	

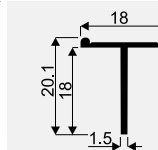


T-profile **04-Decor****DECOR**

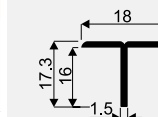
CODE	COLOUR	LENGTH (mm)	COLLECTIVE PACKAGING	PRICED PER	NET PRICE
00691	SILVER	3000	60	ITEM	
00688	LIGHT BROWN	3000	60	ITEM	
00692	GOLD	3000	60	ITEM	

T-profile **I8-Decor****DECOR**

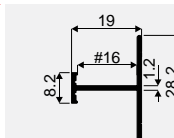
CODE	COLOUR	LENGTH (mm)	COLLECTIVE PACKAGING	PRICED PER	NET PRICE
01373	SILVER	3000	60	ITEM	
01370	LIGHT BROWN	3000	60	ITEM	
01374	GOLD	3000	60	ITEM	

T-profile **ZW**

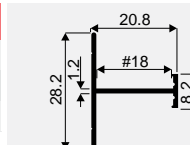
CODE	COLOUR	LENGTH (mm)	COLLECTIVE PACKAGING	PRICED PER	NET PRICE
00706	SILVER	3000	60	ITEM	
00703	LIGHT BROWN	3000	60	ITEM	
00707	GOLD	3000	60	ITEM	

H-Profile **H08/I6**

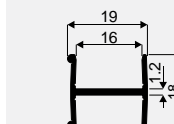
CODE	COLOUR	LENGTH (mm)	COLLECTIVE PACKAGING	PRICED PER	NET PRICE
03935	SILVER	3000	60	ITEM	
03934	LIGHT BROWN	3000	60	ITEM	

H-Profile **H08/I8**

CODE	COLOUR	LENGTH (mm)	COLLECTIVE PACKAGING	PRICED PER	NET PRICE
00199	SILVER	3000	60	ITEM	
01877	LIGHT BROWN	3000	60	ITEM	
01878	GOLD	3000	60	ITEM	

H-Profile **H16-Decor**

CODE	COLOUR	LENGTH (mm)	COLLECTIVE PACKAGING	PRICED PER	NET PRICE
03937	SILVER	3000	60	ITEM	
03936	LIGHT BROWN	3000	60	ITEM	





SYSTEM

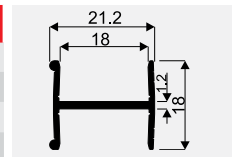
# GEMINI I8 Everest

## Basic system components

### H-Profile **H18-Decor**

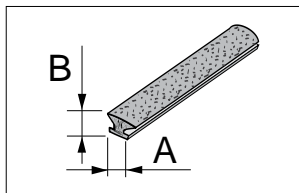
**DECOR**

CODE	COLOUR	LENGTH (mm)	COLLECTIVE PACKAGING	PRICED PER	NET PRICE
00215	SILVER	3000	60	ITEM	
00212	LIGHT BROWN	3000	60	ITEM	
00216	GOLD	3000	60	ITEM	
02937	LIGHT BROWN with brushed effect	3000	60	ITEM	
03466	BLACK with brushed effect	3000	60	ITEM	
03465	COGNAC with brushed effect	3000	60	ITEM	

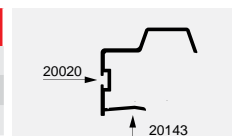


### TEXTILE DOOR STOP and ANTI-DUST BRUSHES

**i** All brushes on page 372



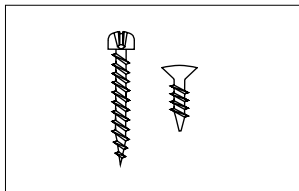
CODE	NAME	A (mm)	B (mm)	INSTALLATION	COLLECTIVE PACKAGING	PRICED PER	NET PRICE
20020	TEXTILE DOOR STOP	4.8	4	INSERTED	550	RUNNING METRE	
20225	TEXTILE DOOR STOP	4.8	4	INSERTED	10	COLLECTIVE PACKAGE (100 r.m.)	
20143	ANTI-DUST BRUSH	6.7	9	SELF-ADHESIVE	200	RUNNING METRE	



Handle **UNIVERSAL**  
16 and 18 GM

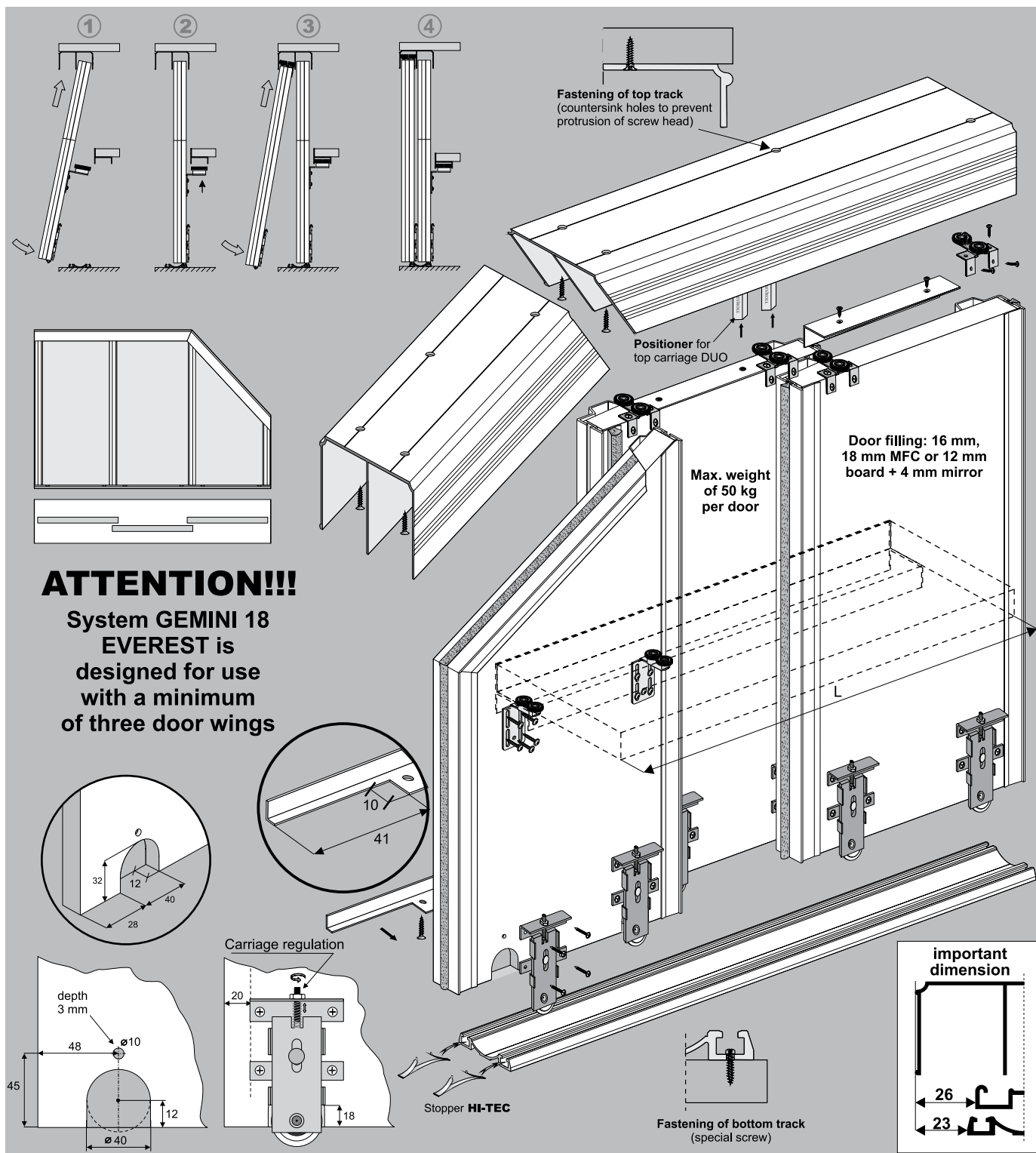
### SCREWS **SMART** and **UNIX**

**i** Collective package contains 100 SCREWS



CODE	NAME	DIMENSIONS (mm)	COLLECTIVE PACKAGING	PRICED PER	NET PRICE
20041	SCREW SMART	2.5 X 18	1	COLLECTIVE PACKAGE	
20092	SCREW SMART	2.5 X 18	1	COLLECTIVE PACKAGE	
20107	COUNTERSUNK SCREW UNIX	3 X 13	1	COLLECTIVE PACKAGE	

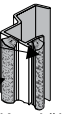
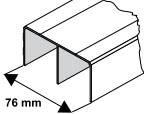
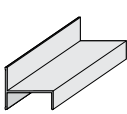
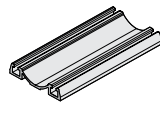
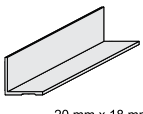







## ATTENTION!!!

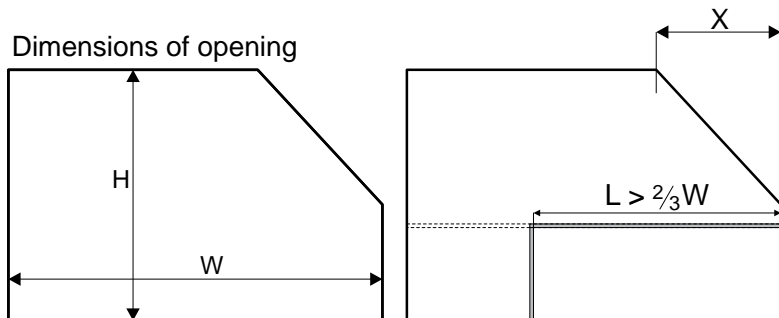
System GEMINI 18  
EVEREST is  
designed for use  
with a minimum  
of three door wings

## COMPONENTS

<b>Handle Universal GM</b>  anti-dust brushes (self-adhesive) 6.7 mm x 9 mm textile door stop (inserted) 4.8 mm x 4 mm <b>#16 and #18</b> Length 2.7 m	<b>Top track Gemini-Dekor</b>  76 mm Length 1.7 m, 2.35 m, 3.0 m, 4.05 m, 6.0 m	<b>Track Everest</b>  Length 3.0 m	<b>Bottom track Elegant</b>  Length 1.7 m, 2.35 m, 3.0 m, 4.05 m, 6.0 m	<b>Angle sektion ZW</b>  20 mm x 18 mm Length 1.7 m, 2.35 m, 3.0 m
<b>Guiding track Focus WPFC-Duo</b> 	<b>Bottom track WD18V HI-TEC</b> 	<b>Guiding track Everest WPEv-Duo</b> 		



Dimensions of opening



L - length of track Everest

$w_s > X$

$L_{min.} = \frac{2}{3}W$

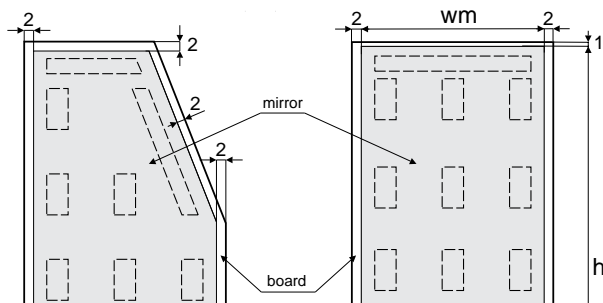
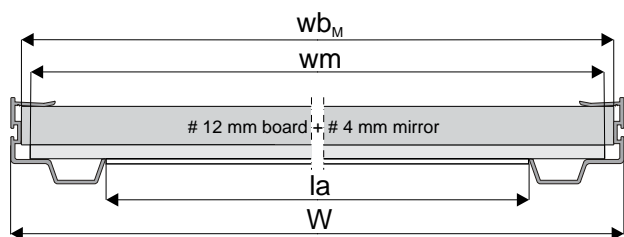
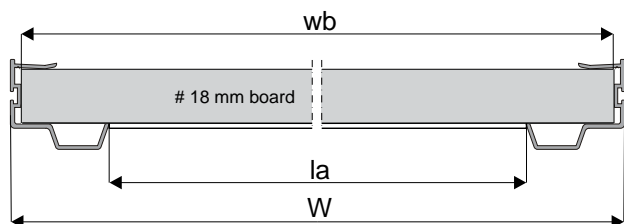
X - length of angle section

$L_{max.} = W$

$W_s$  - width of the wing with angle section

door height	- h	$h = H - 38 \text{ mm}$
board height	- hb	$hb = h - 2 \text{ mm}$
door width	- w	$w = (W - 3 \text{ mm} + Z) : N$
board width	#12, #18 - wb	$wb = w - 7 \text{ mm}$
angle section mini length	- la	this size is determined after door construction

number of doors	- N	3	4
total overlap	- Z	64 mm	96 mm



mirror dimension

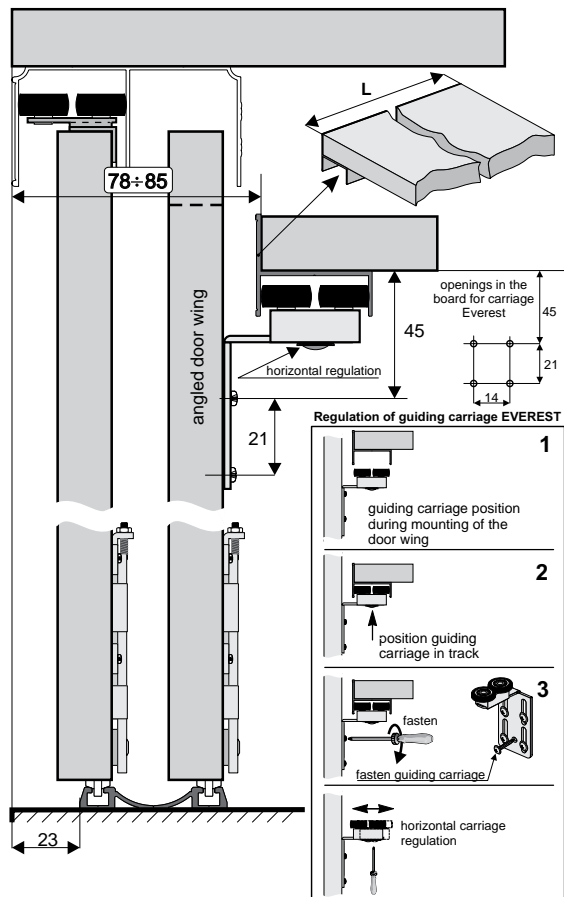
mirror height -  $hm = hb - 4 \text{ mm}$

mirror width -  $wm = wb - 4 \text{ mm}$

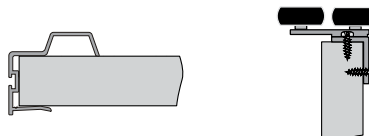
**ATTENTION:**

Board to mirror contact area should be free from dirt and grease before applying double-sided tape.

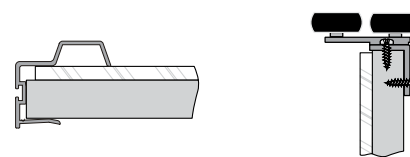
Broken line indicates recommended positioning of double-sided tape



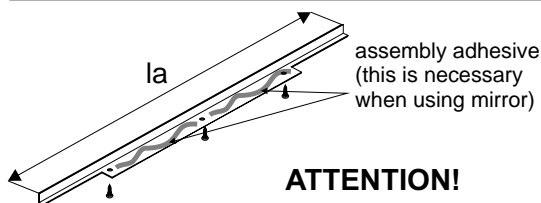
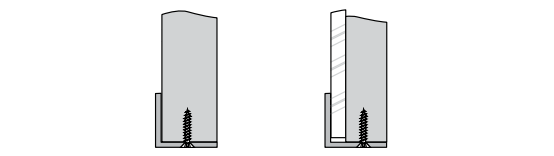
Installation method for handle and guiding carriage with # 18 mm board (handle UNIVERSAL GM # 18 mm).



Installation method for handle and guiding carriage with # 12 mm board and # 4 mm mirror (handle UNIVERSAL GM # 16 mm).



Installation method for angle-section 20 mm x 18 mm




**ATTENTION!**

Angle section must be fastened to board with a minimum of 3 screws  $\varnothing 3 \times 25$ .

## SYSTEM

# HORUS

Twin track sliding doors with top hung carriage system

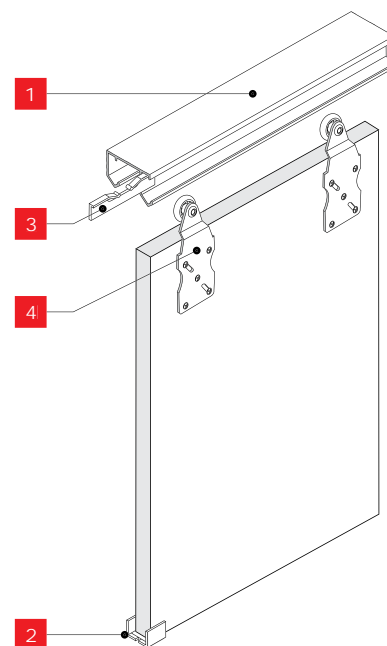


### CHARACTERISTICS

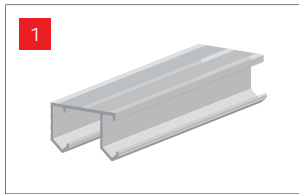
► Application	Sliding doors
► Track	Twin
▼ Carriage system	Top
► Top guide	Ball bearing carriage
► Bottom guide	Plastic guide
► Construction	Board
► Filling thickness	16-40 mm
► Filling type	Board
► Max. door load	45 kg
► Max. handle length	n/a
► Max. track length	6.00 m
► Textile door stops	n/a
► Anti-dust brushes	n/a
► Sales programme	<b>ONE PACK + components are available individually</b>
► Decorative profile programme	n/a

### USAGE

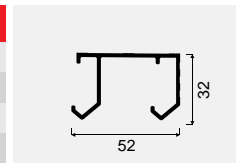
- Pathway doors, built-in furniture (walk-in wardrobes, wardrobes)



Track **HORUS**



CODE	COLOUR	LENGTH (mm)	COLLECTIVE PACKAGING	PRICED PER	NET PRICE
214-138	RAW	1200	8	ITEM	
214-139	RAW	1500	8	ITEM	
214-140	RAW	1800	8	ITEM	
214-141	RAW	2000	8	ITEM	
214-143	RAW	2400	8	ITEM	
214-146	RAW	3000	8	ITEM	
214-147	RAW	4000	8	ITEM	
214-162	RAW	6000	8	ITEM	

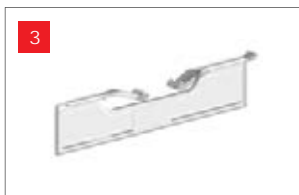


Plastic guide



CODE	COLLECTIVE PACKAGING	PRICED PER	NET PRICE
216-007	100	ITEM	

Clipstopper



CODE	COLLECTIVE PACKAGING	PRICED PER	NET PRICE
321-049	100	ITEM	

Stopper 2 pcs  
+ Hex head screwdriver

**i** Stopper available only in carriage sets



CODE	COLLECTIVE PACKAGING	PRICED PER	NET PRICE
321-042	1	SET	

Carriage **20**



CODE	COLLECTIVE PACKAGING	PRICED PER	NET PRICE
215-113	250	ITEM	

Carriage **21**



CODE	COLLECTIVE PACKAGING	PRICED PER	NET PRICE
215-114	250	ITEM	

Carriage 22



CODE	COLLECTIVE PACKAGING	PRICED PER	NET PRICE
215-115	250	ITEM	

**SET**  
for sliding doors **HORUS**



DESCRIPTION	CODE	1200 mm	1500 mm	1800 mm	2000 mm	2400 mm	3000 mm
SET CODE		212-009	212-011	212-013	212-014	212-016	212-017
Track HORUS	214-138 / 214-139 / 214-140 214-141 / 214-143 / 214-146	1 pc.	1 pc.	1 pc.	1 pc.	1 pc.	1 pc.
Carriage 20	215-113	2 pcs	2 pcs	2 pcs	2 pcs	2 pcs	2 pcs
Carriage 21	215-114	2 pcs	2 pcs	2 pcs	2 pcs	2 pcs	2 pcs
Carriage 22	215-115	-	-	-	2 pcs	2 pcs	2 pcs
Plastic guide	216-007	1 set	1 set	1 set	2 set	2 set	2 set
Clipstopper	321-049	-	-	-	1 pcs	1 pcs	1 pcs
Stopper	321-042	1 set	1 set	1 set	1 set	1 set	1 set
Screws	-	1 set	1 set	1 set	1 set	1 set	1 set
Assembly instructions	-	1 copy	1 copy	1 copy	1 copy	1 copy	1 copy
Number of doors		2	2	2	3	3	3
NET PRICE							

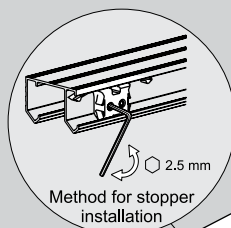
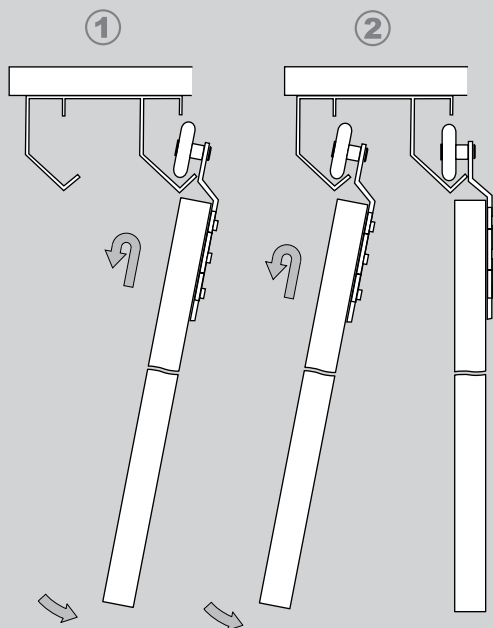
Set without track **HORUS**



DESCRIPTION	CODE	for 1 wing	for 2 wings
SET CODE		219-002	219-004
Carriage 20	215-113	-	2 pcs
Carriage 21	215-114	-	2 pcs
Carriage 22	215-115	2 pcs	-
Plastic guide	216-007	1 set	1 set
Clipstopper	321-049	1 pcs	2 pcs
Screws	-	1 set	1 set
Assembly instructions	-	1 copy	1 copy
NET PRICE			



### Door fitting order

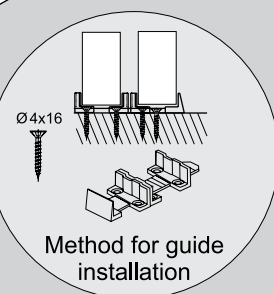
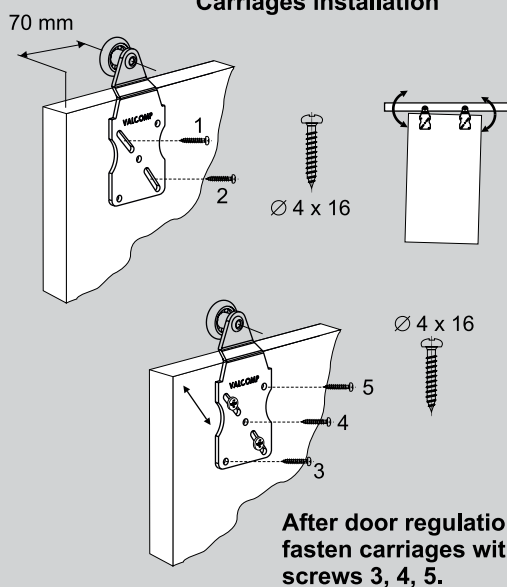


**ATTENTION!**  
stopper available only  
in carriage sets

**Max. weight  
of 45 kg  
per door**

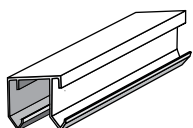
**Door filling:  
16-40 mm board**

### Carriages installation



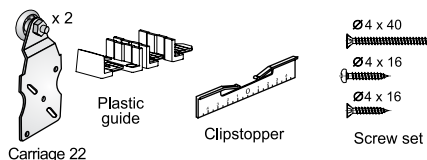
## COMPONENTS

### Track Horus

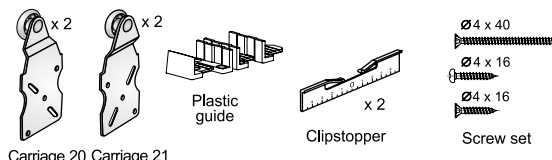


Lenght  
1.2 m, 1.5 m, 1.8 m, 2.0 m, 2.4 m,  
3.0 m, 4.0 m, 6.0 m

### Set Horus (1 door)

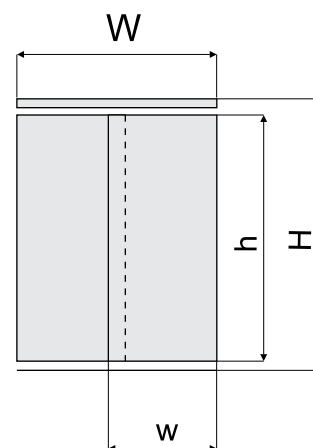
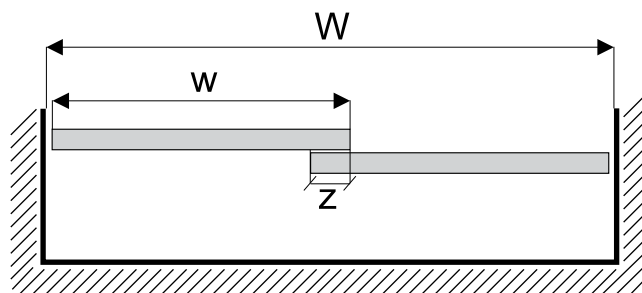
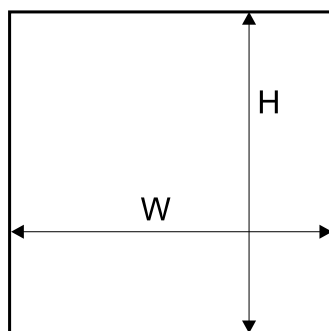


### Set Horus (2 doors)



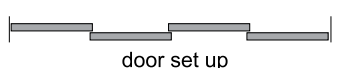
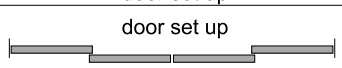


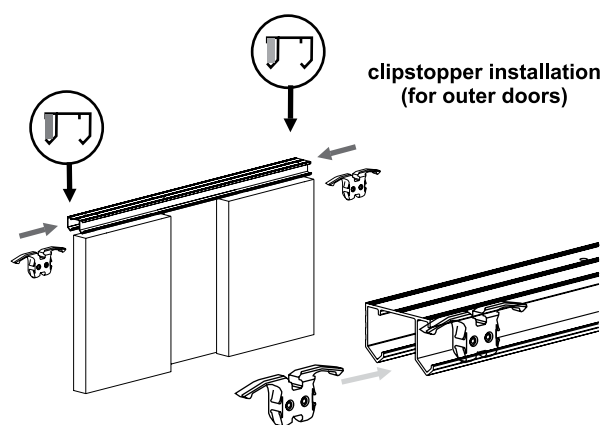
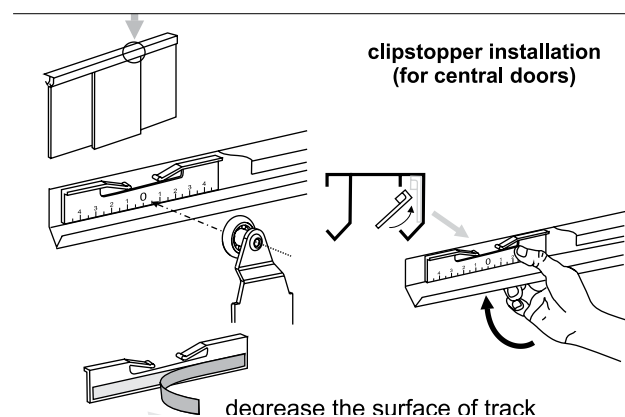
## Dimensions of opening



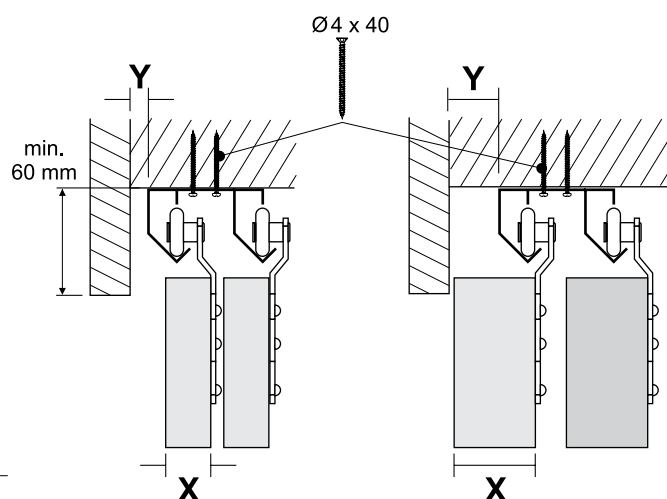
door height	- h	$h = H - 50 \text{ mm}$
door width	- w	$w = (W + Z) : N$

number of doors	- N	2	3
total overlap	- Z	40 mm	80 mm

visual design – 4 wings	
	$w = (W + 120) : 4$
	$w = (W : 2 + 40) : 2$

clipstopper installation  
(for outer doors)clipstopper installation  
(for central doors)

decrease the surface of track



X [mm]	16	18	19	22
Y [mm]	0	1	1	4


25	28	32	40
15	18	22	30

## SYSTEM

# OPTIMA 18



Twin track sliding doors with top hung carriage system

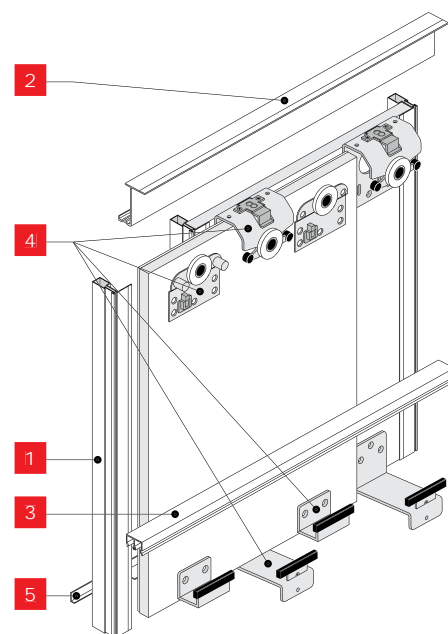



### CHARACTERISTICS

► Application	Sliding doors
► Track	Twin
▼ Carriage system	Top
► Top guide	Ball bearing carriage
► Bottom guide	Guide with metal bracket
► Construction	Board
► Filling thickness	16-18 mm
► Filling type	16 mm MFC or 18 mm, board 12 mm + mirror
► Max. door load	40 kg
► Max. handle length	2.40 m
► Max. track length	2.40 m
► Textile door stops	Yes
► Anti-dust brushes	Yes
► Sales programme	Components are available individually
► Decorative profile programme	n/a

### USAGE

- Free standing furniture

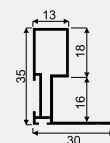




Handle **OPTIMA 16**



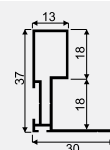
CODE	COLOUR	LENGTH (mm)	COLLECTIVE PACKAGING	PRICED PER	NET PRICE
03176	SILVER	2400	20	ITEM	



Handle **OPTIMA 18**



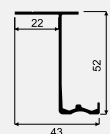
CODE	COLOUR	LENGTH (mm)	COLLECTIVE PACKAGING	PRICED PER	NET PRICE
03146	SILVER	2400	20	ITEM	



Top track **OPTIMA**



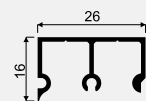
CODE	COLOUR	LENGTH (mm)	COLLECTIVE PACKAGING	PRICED PER	NET PRICE
03064	SILVER	2000	24	ITEM	
03182	SILVER	2400	24	ITEM	



Bottom track **OPTIMA**



CODE	COLOUR	LENGTH (mm)	COLLECTIVE PACKAGING	PRICED PER	NET PRICE
20194	RAW	2000	24	ITEM	
20214	RAW	2400	24	ITEM	



Set **OPTIMA**



SET COMPONENTS	CODE	for 2 wings	for 3 wings
SET CODE		10110	10121
Top front carriage OPTIMA	-	2 pcs	2 pcs
Top back external carriage OPTIMA	-	1 pc.	2 pcs
Top back middle carriage OPTIMA	-	1 pc.	2 pcs
Bottom back guide OPTIMA	-	2 pcs	2 pcs
Bottom front guide OPTIMA	-	2 pcs	4 pcs
Side stopper OPTIMA	-	2 pcs	2 pcs
Top track support OPTIMA	-	2 pcs	2 pcs
Screws	-	1 collective package	1 collective package
Assembly instructions	-	1 copy	1 copy
NET PRICE			



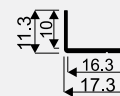
SYSTEM

OPTIMA I8

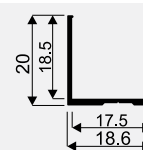
Basic system components

Angle section **MINI 11x17**

CODE	COLOUR	LENGTH (mm)	COLLECTIVE PACKAGING	PRICED PER	NET PRICE
00102	SILVER	1700	120	ITEM	
00093	LIGHT BROWN	1700	120	ITEM	
00108	GOLD	1700	120	ITEM	
00103	SILVER	2350	120	ITEM	
00094	LIGHT BROWN	2350	120	ITEM	
00109	GOLD	2350	120	ITEM	
00104	SILVER	3000	120	ITEM	
00095	LIGHT BROWN	3000	120	ITEM	
00110	GOLD	3000	120	ITEM	

Angle section **ZW 20x18**

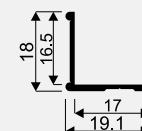
CODE	COLOUR	LENGTH (mm)	COLLECTIVE PACKAGING	PRICED PER	NET PRICE
00058	SILVER	1700	60	ITEM	
00052	LIGHT BROWN	1700	60	ITEM	
00061	GOLD	1700	60	ITEM	
00059	SILVER	2350	60	ITEM	
00053	LIGHT BROWN	2350	60	ITEM	
00062	GOLD	2350	60	ITEM	
00060	SILVER	3000	60	ITEM	
00054	LIGHT BROWN	3000	60	ITEM	
00063	GOLD	3000	60	ITEM	

Angle section **K2 Decor**

Program  
VICTORIA  
**ABC DECOR**




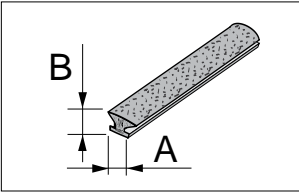
CODE	COLOUR	LENGTH (mm)	COLLECTIVE PACKAGING	PRICED PER	NET PRICE
00078	SILVER	1700	60	ITEM	
00069	LIGHT BROWN	1700	60	ITEM	
00081	GOLD	1700	60	ITEM	
02934	LIGHT BROWN with brushed effect	1700	60	ITEM	
03462	BLACK with brushed effect	1700	60	ITEM	
03459	COGNAC with brushed effect	1700	60	ITEM	
00079	SILVER	2350	60	ITEM	
00070	LIGHT BROWN	2350	60	ITEM	
00082	GOLD	2350	60	ITEM	
02935	LIGHT BROWN with brushed effect	2350	60	ITEM	
03463	BLACK with brushed effect	2350	60	ITEM	
03460	COGNAC with brushed effect	2350	60	ITEM	
00080	SILVER	3000	60	ITEM	
00071	LIGHT BROWN	3000	60	ITEM	
00083	GOLD	3000	60	ITEM	
02936	LIGHT BROWN with brushed effect	3000	60	ITEM	
03464	BLACK with brushed effect	3000	60	ITEM	
03461	COGNAC with brushed effect	3000	60	ITEM	

Soft-close for sliding doors **OPTIMA** Each set comprises of 2 pcs L & R

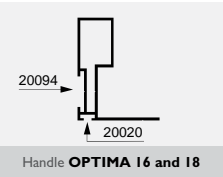
CODE	COLLECTIVE PACKAGING	PRICED PER	NET PRICE
20195	9	SET	

TEXTILE DOOR STOP

 All brushes on page 372



CODE	NAME	A (mm)	B (mm)	INSTALLATION	COLLECTIVE PACKAGING	PRICED PER	NET PRICE
20020	TEXTILE DOOR STOP	4.8	4	INSERTED	550	RUNNING METRE	
20225	TEXTILE DOOR STOP	4.8	4	INSERTED	10	COLLECTIVE PACKAGE (100 r.m.)	
20094	TEXTILE DOOR STOP	14.5	4	INSERTED	200	RUNNING METRE	
20224	TEXTILE DOOR STOP	14.5	4	INSERTED	10	COLLECTIVE PACKAGE (50 r.m.)	



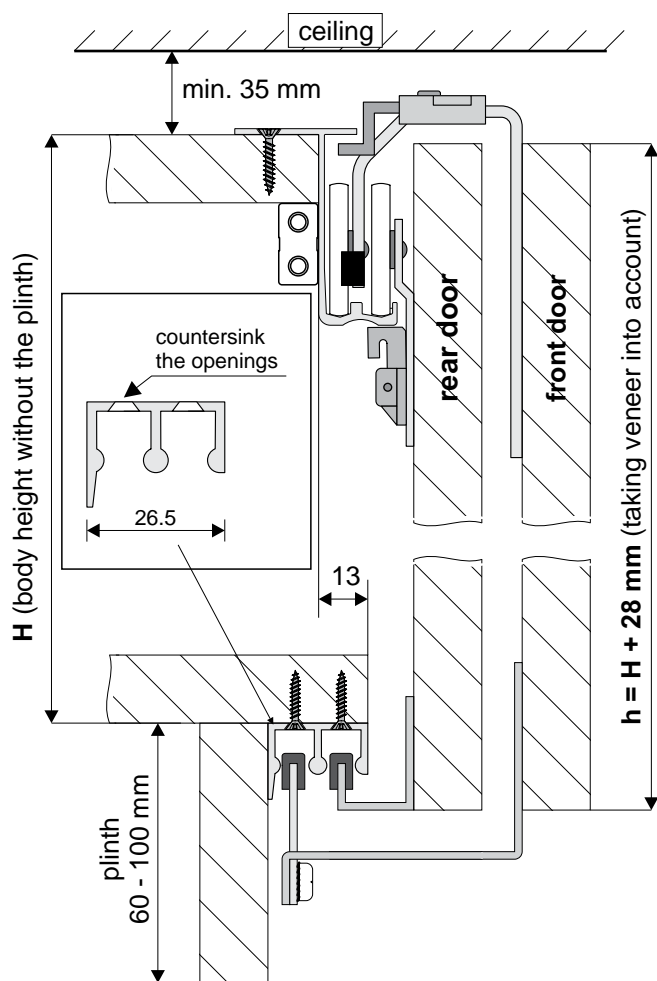


SYSTEM

## OPTIMA 18

AsseRUNNING METREly instructions for  
system OPTIMA18

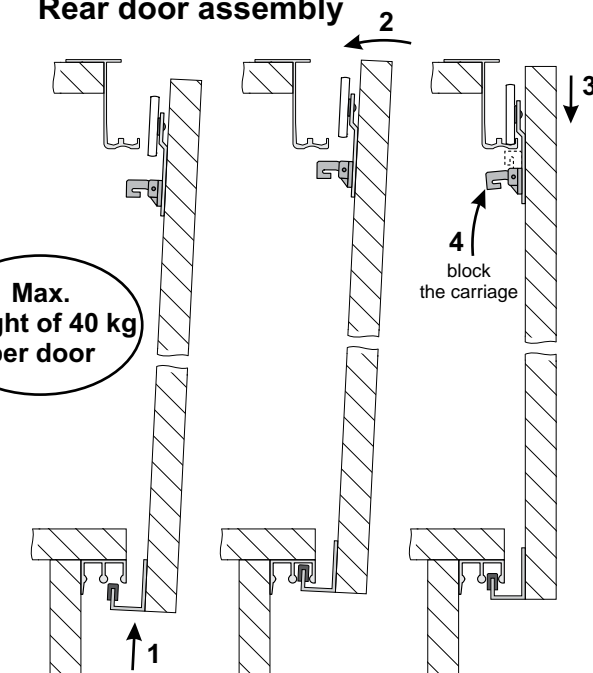
for 2 wings



## ATTENTION

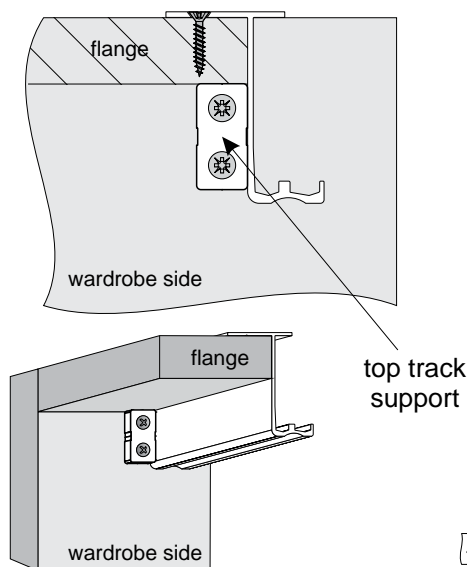
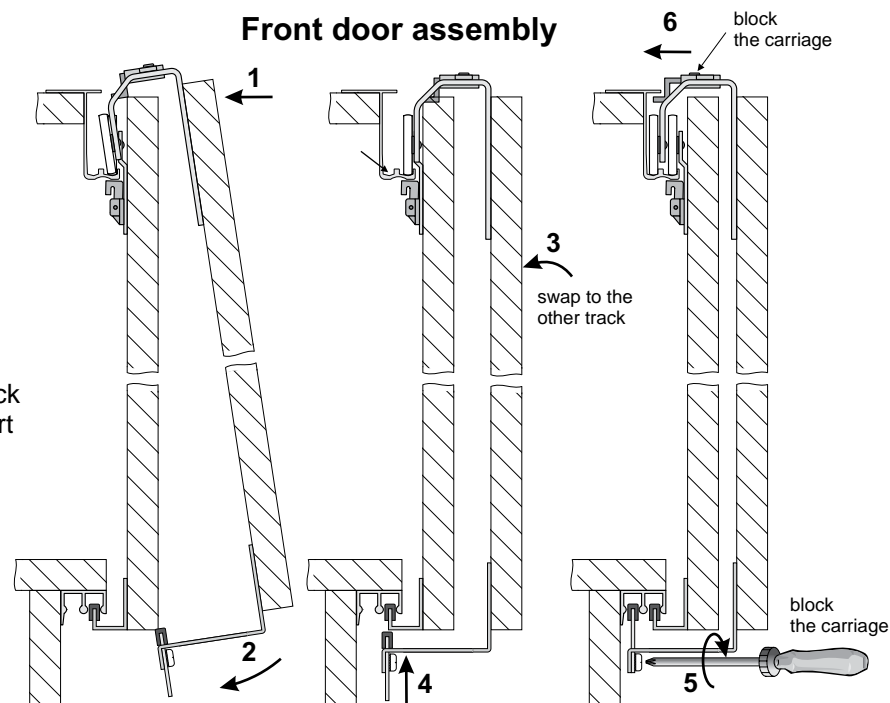
Door height should be greater than body height (without the plinth) by exactly 28 mm.  
Top flange should be moved back by 13 mm in relation to the bottom flange and should be fastened firmly.  
Thickness of board: max. 20 mm.

## Rear door assembly

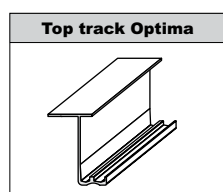


Max.  
weight of 40 kg  
per door

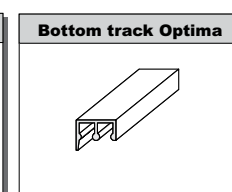
## Front door assembly



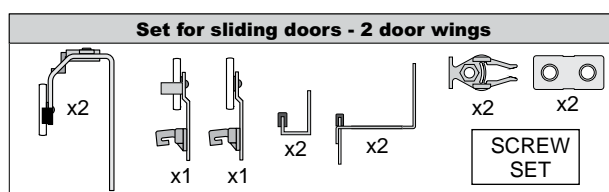
## COMPONENTS



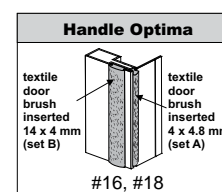
Length  
2.00 m, 2.40 m



Length  
2.0 m, 2.4 m



## OPTION



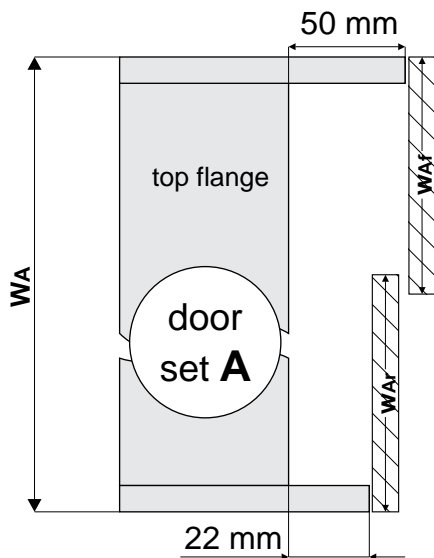
Length  
2.4 m





## board width calculation

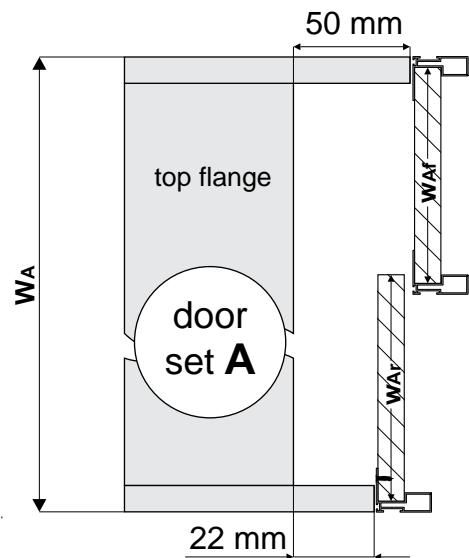
### door without vertical proles (handles) (taking edging into account)



$$W_{Af} = W_{Ar} = (W_A + 20 \text{ mm}) : 2$$

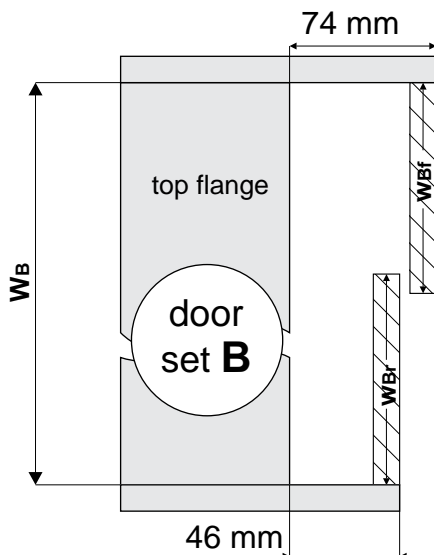
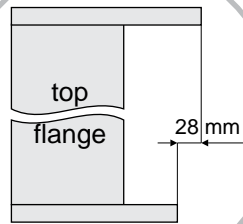
### door with vertical proles (handles)

rear door - 1 handle  
front door - 2 handles

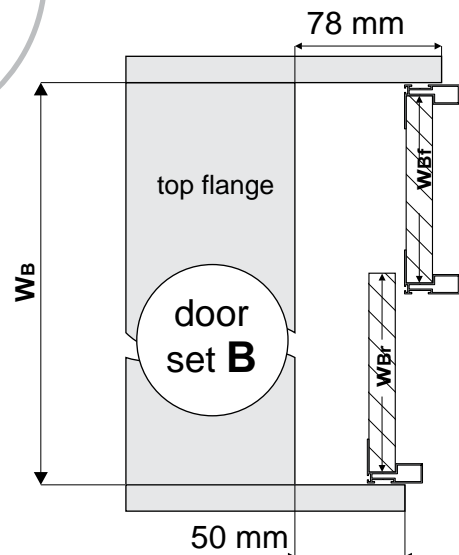


$$W_{Af} = [(W_A + 20 \text{ mm}) : 2] - 14$$

$$W_{Ar} = [(W_A + 20 \text{ mm}) : 2] - 7$$

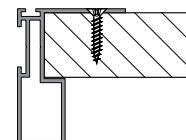


$$W_{Bf} = W_{Br} = (W_B + 20 \text{ mm}) : 2$$



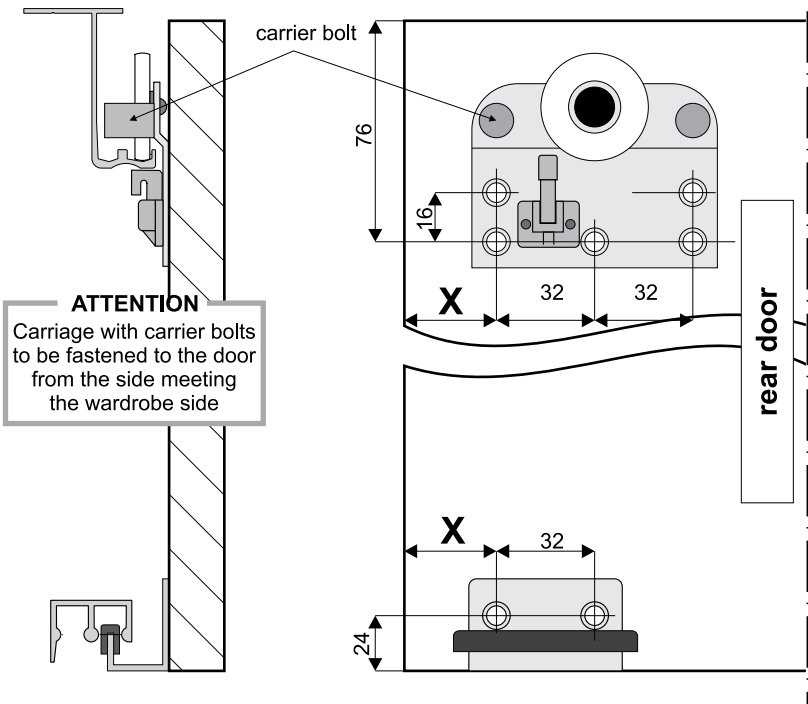
$$W_{Bf} = [(W_B + 20 \text{ mm}) : 2] - 14$$

$$W_{Br} = [(W_B + 20 \text{ mm}) : 2] - 7$$

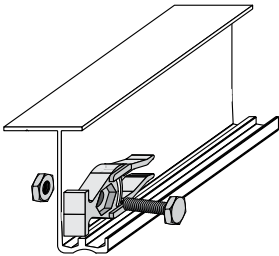


handle to be fastened with a minimum of 4 screws

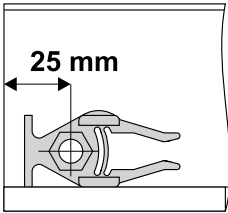
### Fastening of carriages and guides to the rear door



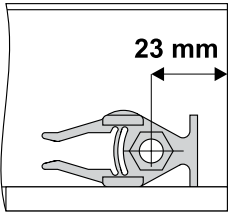
Fastening of stopper to the top track



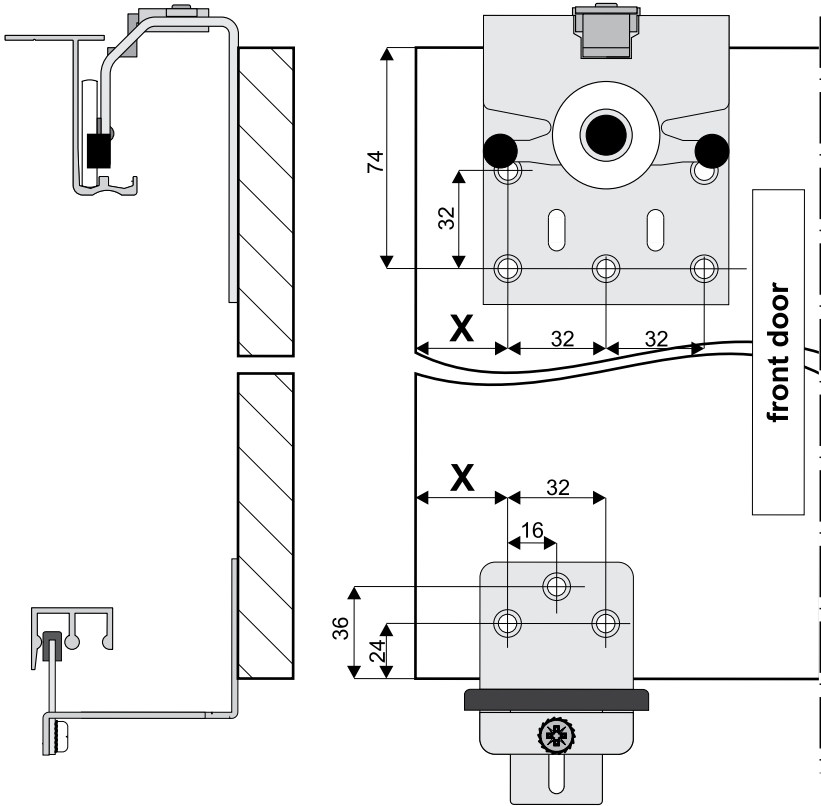
rear door (set A and B)  
door without and  
with vertical proles (handles)



front door (set A and B)  
door without and  
with vertical proles (handles)



### Fastening of carriages and guides to the front door



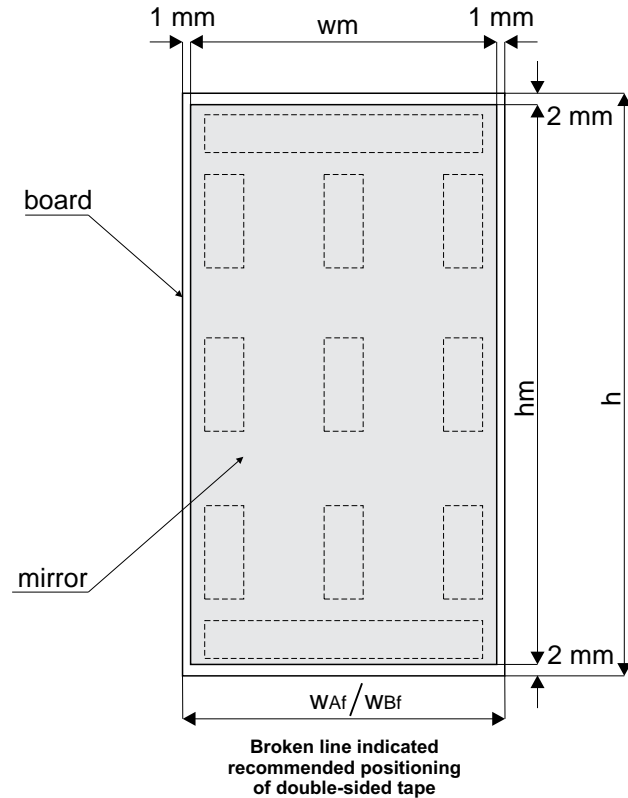
distance	door without vertical profiles		door with vertical profiles (handles)	
	door set A	door set B	door set A	door set B
x	58 mm	40 mm	51 mm	31 mm



Optionally, instead of stoppers, soft-closes **Optima** can be used (purchased separately)



**Option with mirror (only available for front door wing)  
door set A and B**



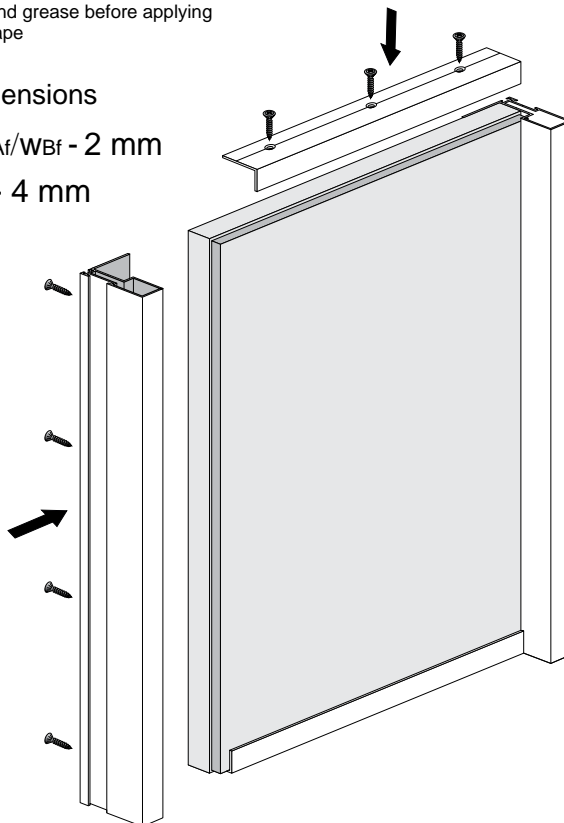
**ATTENTION :**

Board to mirror contact area should be  
free from dirt and grease before applying  
double-sided tape

mirror dimensions

$$wm = W_{Af}/W_{Bf} - 2 \text{ mm}$$

$$wm = h - 4 \text{ mm}$$

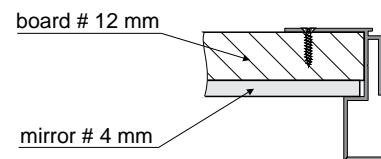


**ATTENTION!**

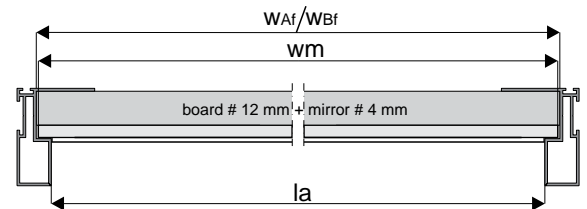
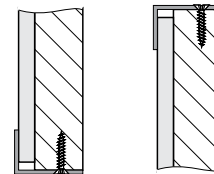
The usage of angle section  
requires the handle to be 3 mm  
longer than board size  
(protruding by: 1.5 mm - top,  
1.5 mm - bottom)

**Use angle section Mini**

**Fitting of handle  
OPTIMA # 16**



**Fitting of angle section MINI**

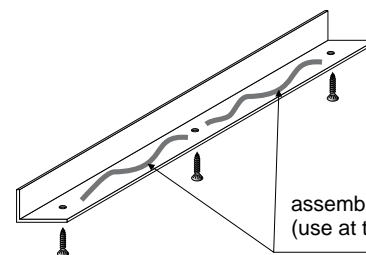


la - angle section Mini length

$$wm = W_{Af} - 12 \text{ mm}$$



for aesthetic reasons,  
the angle section length should be  
decided after handle fitting



**ATTENTION!**

Angle section must be fastened to board  
with a minimum of 3 screws  $\varnothing 3 \times 25$

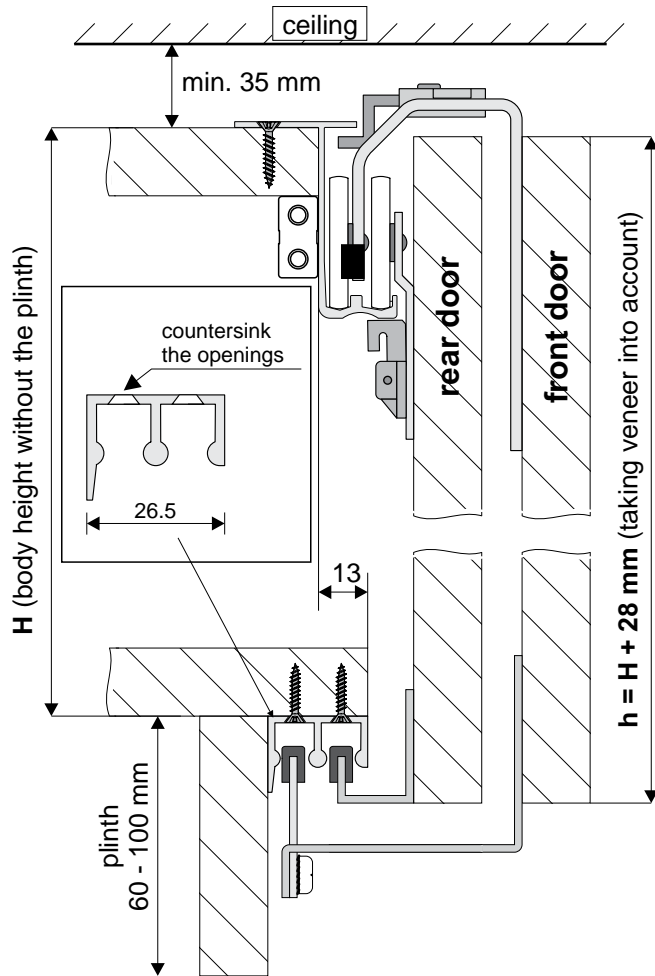


SYSTEM

## OPTIMA I8

AsseRUNNING METREly instructions for  
system OPTIMA I8

for 3 wings

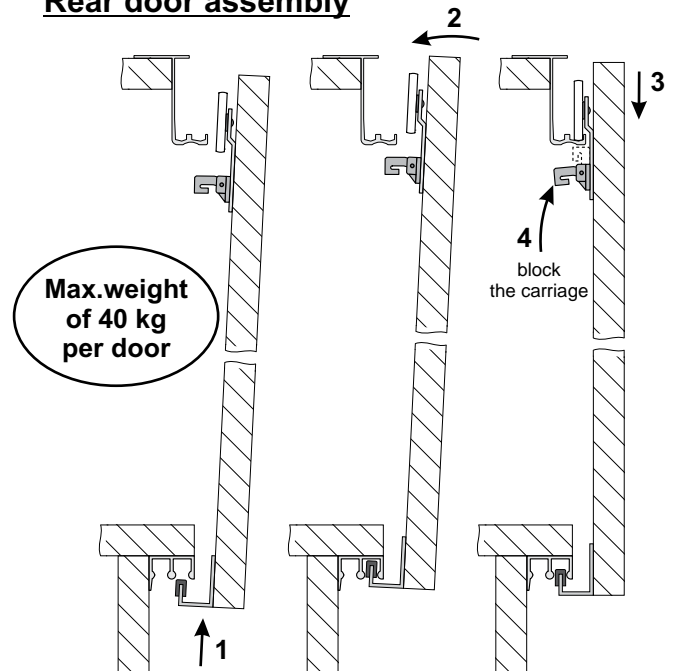


## ATTENTION

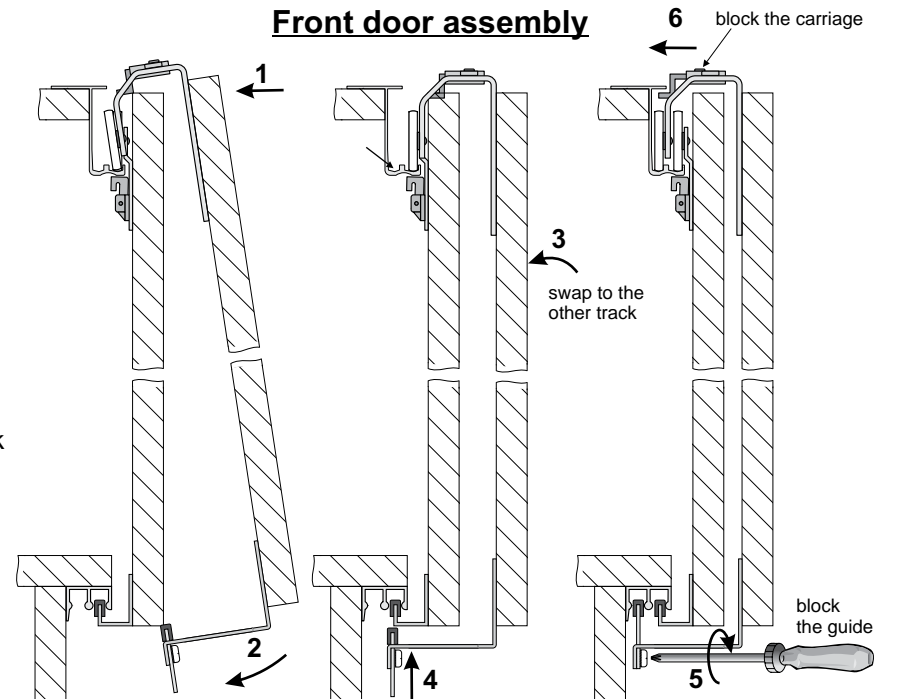
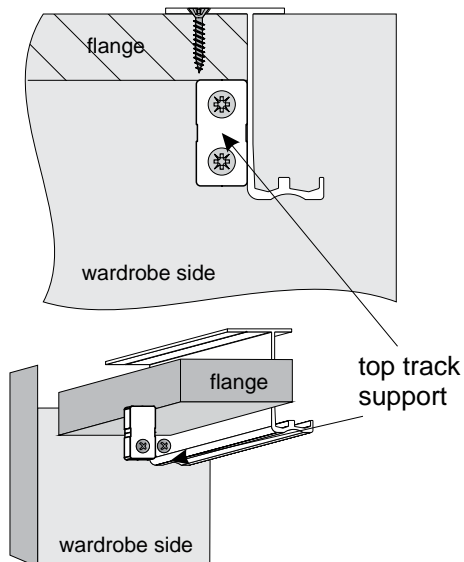
Door height should be greater than body height (without the plinth) by exactly 28 mm.

Top flange should be moved back by 13 mm in relation to the bottom flange and should be fastened firmly.  
Thickness of board: max. 20 mm.

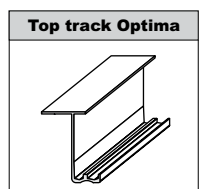
## Rear door assembly



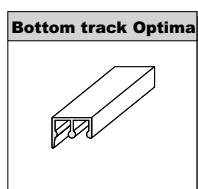
## Front door assembly



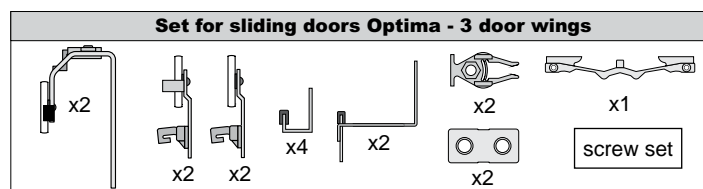
## COMPONENTS



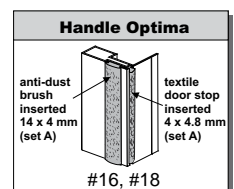
Length  
2.00 m, 2.40 m



Length  
2.0 m, 2.4 m



## OPTION

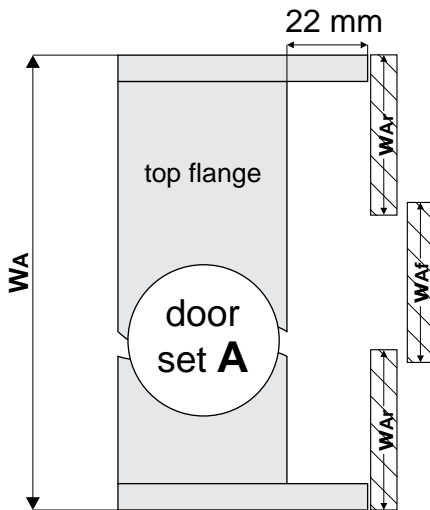


Length  
2.4 m

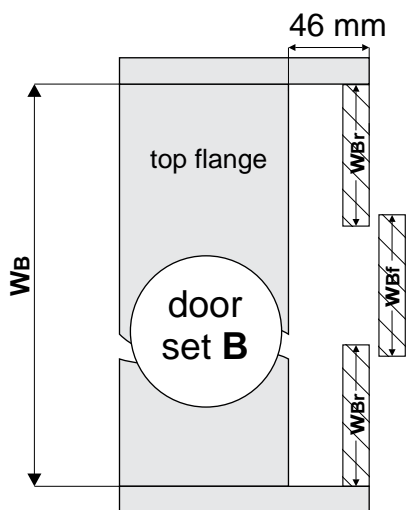


## board width calculation

### door without vertical proles (handles) (taking edging into account)



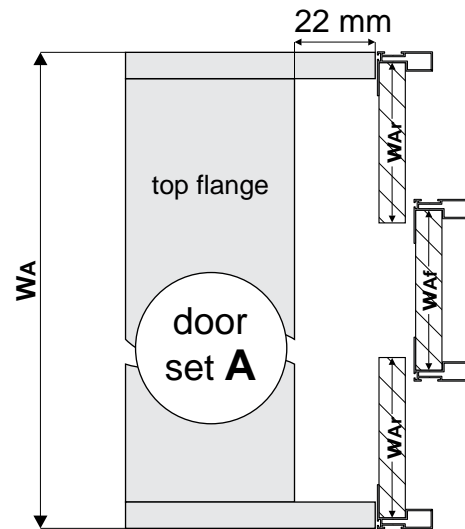
$$WAf = WAr = (WA + 40 \text{ mm}) : 3$$



$$WBf = WBr = (WB + 40 \text{ mm}) : 3$$

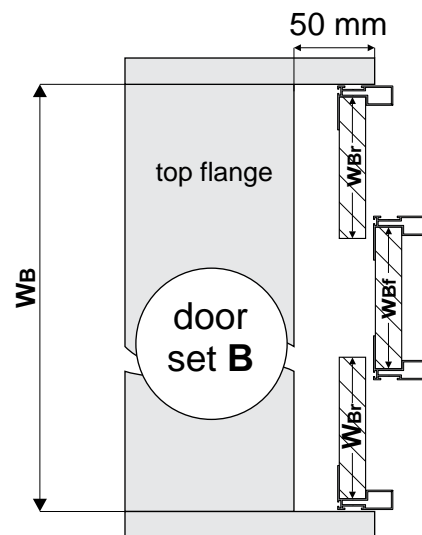
### door with vertical proles (handles)

rear door - 1 handle  
front door - 2 handles



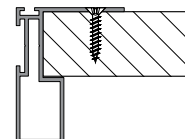
$$WAf = [(WA + 40 \text{ mm}) : 3] - 14$$

$$WAr = [(WA + 40 \text{ mm}) : 3] - 7$$



$$WBf = [(WB + 40 \text{ mm}) : 3] - 14$$

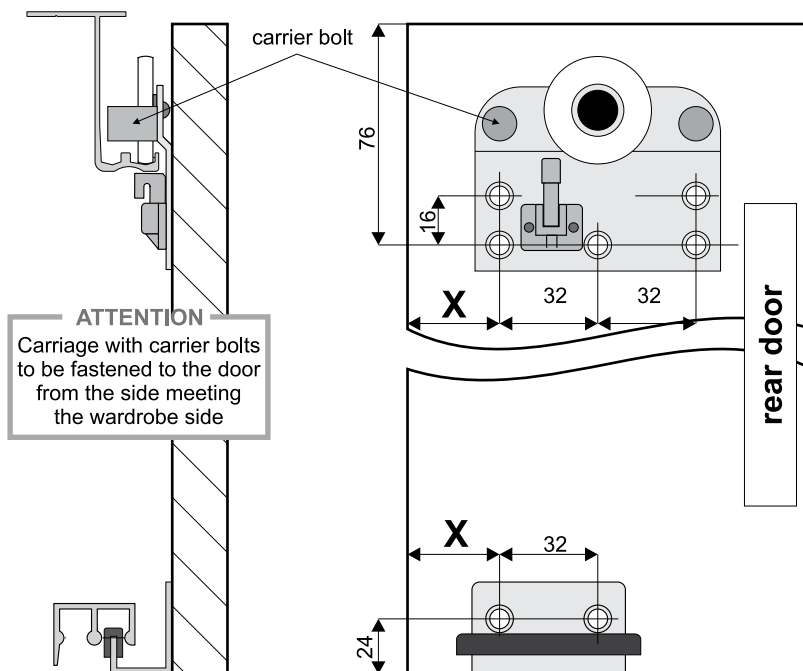
$$WBr = [(WB + 40 \text{ mm}) : 3] - 7$$



handle to be fastened with a minimum of 4 screws

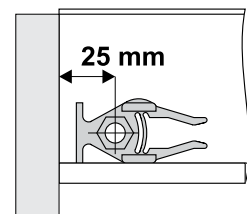
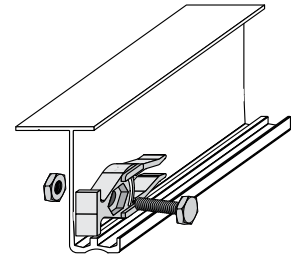


## Fastening of carriages and guides to the rear door

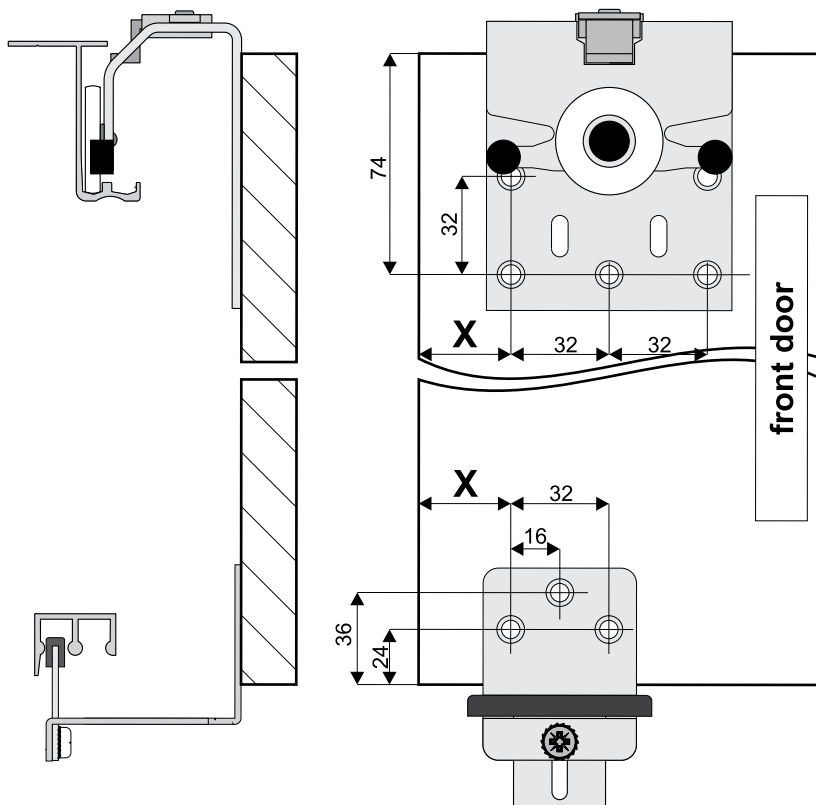


## Fastening of stopper to the top track

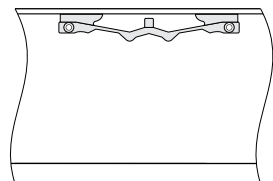
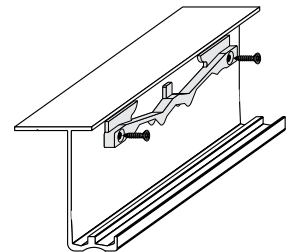
**rear door (set A and B)**  
door without and  
with vertical proles (handles)



## Fastening of carriages and guides to the front door



**front door**  
(fasten after door assembly)



distance	door without vertical profiles		door with vertical profiles (handles)	
	door set A	door set B	door set A	door set B
<b>X</b>	58 mm	40 mm	51 mm	31 mm

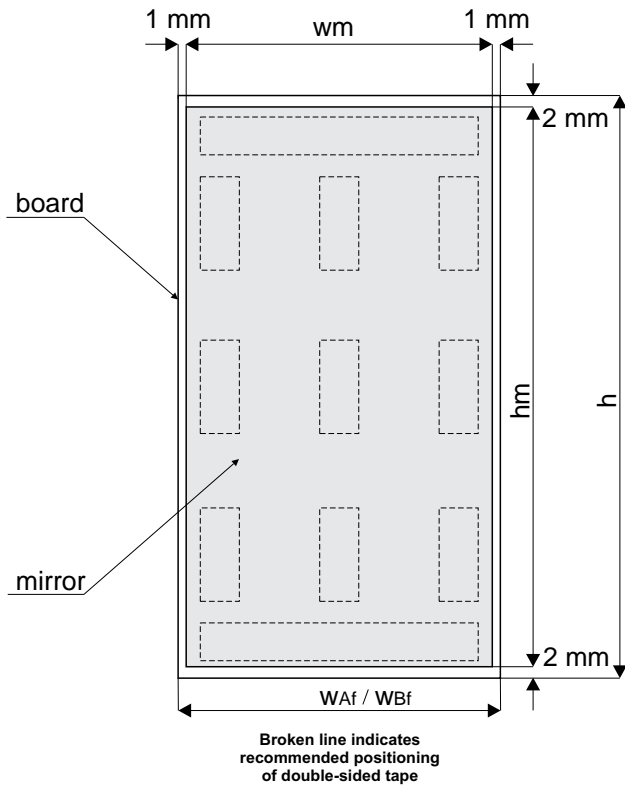


Optionally, instead of stoppers,  
soft-closes **Optima** can be used  
purchased separately  
(only for rear door)





**Option with mirror (only available for front door wing)  
door set A and B**

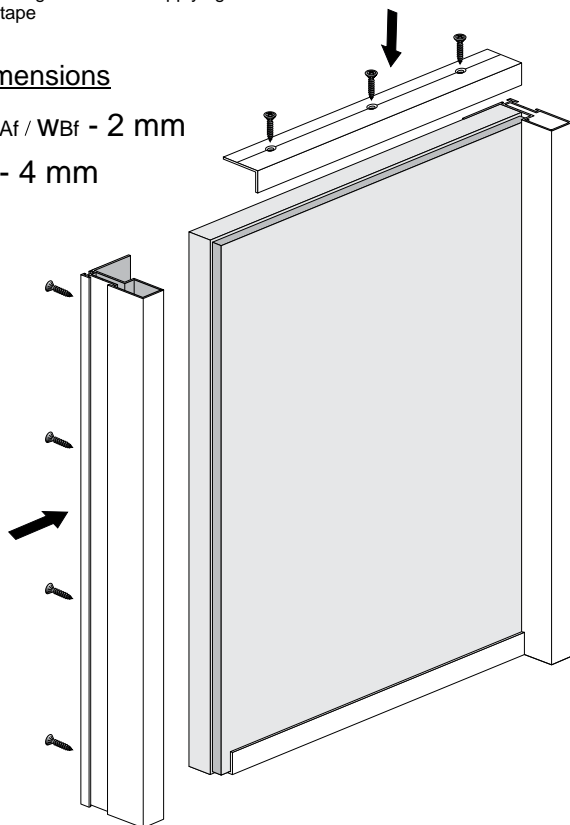


**ATTENTION:**  
Board to mirror contact area should be free from dirt and grease before applying double-sided tape

**mirror dimensions**

$$wm = WAf / WBf - 2 \text{ mm}$$

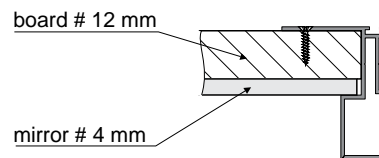
$$hm = h - 4 \text{ mm}$$



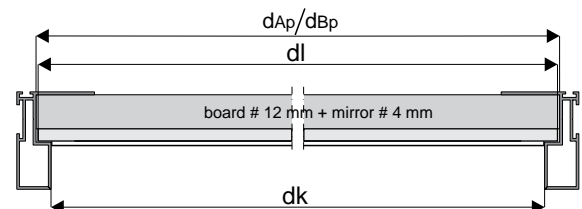
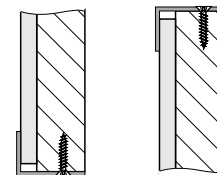
**ATTENTION!**

The usage of angle section requires the handle to be 3 mm longer than board size (protruding by: 1.5 mm - top, 1.5 mm - bottom)  
Use angle section Mini

**Fitting of handle  
OPTIMA # 16**



**Angle section MINI assembly**

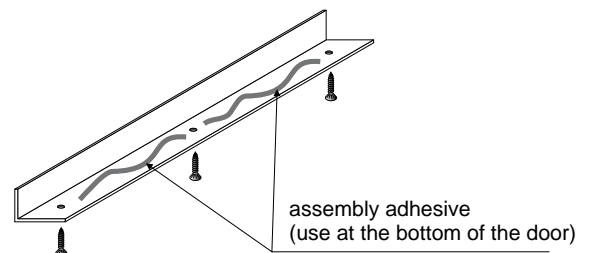


la - angle section Mini length

$$la = WAf - 12 \text{ mm}$$



for aesthetic reasons, the angle section length should be decided after handle fitting



**ATTENTION!**



Angle section must be fastened to board with a minimum of 3 screws  $\varnothing 3 \times 25$ .

## SYSTEM

## DS APOLLO



Folding doors with top hung carriage system

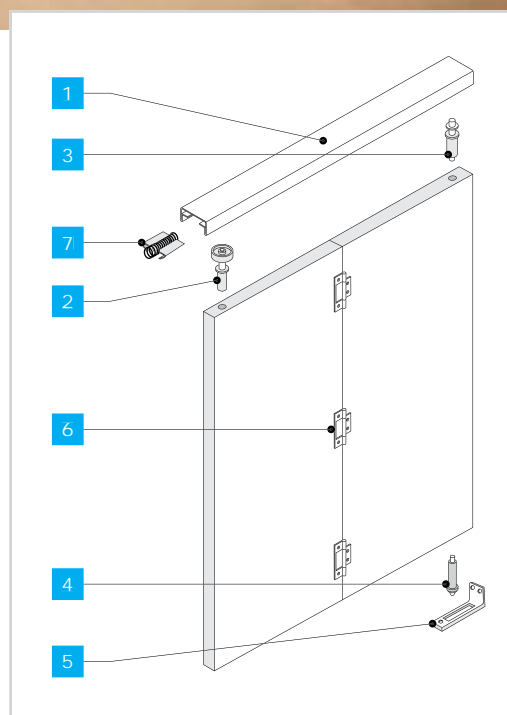


## CHARACTERISTICS

► Application	Folding doors
► Track	Single
▼ Carriage system	Top
► Top guide	Male pivot hinge and guide
► Bottom guide	Male pivot hinge
► Construction	Board
► Filling thickness	18-35 mm
► Filling type	Board 18-35 mm
► Max. door load	28 kg (2 x 14) or 56 kg (4 x 14)
► Max. handle length	n/a
► Textile door stops	n/a
► Anti-dust brushes	n/a
► Sales programme	ONE PACK + components are available individually
► Decorative profile programme	n/a

## USAGE

- Folding doors, built-in furniture, walk-in wardrobes, wardrobes





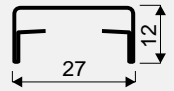
## Basic system components

Top track **APOLLO**  
with pivot seat

 For 2 wings



CODE	COLOUR	LENGTH (mm)	COLLECTIVE PACKAGING	PRICED PER	NET PRICE
223-001	WHITE	603	16	ITEM	
223-002	WHITE	756	16	ITEM	
223-003	WHITE	806	16	ITEM	
223-004	WHITE	908	16	ITEM	
223-007	WHITE	1213	16	ITEM	
223-009	WHITE	1518	16	ITEM	
223-011	WHITE	1822	16	ITEM	

Top guide **APOLLO**

CODE	COLLECTIVE PACKAGING	PRICED PER	NET PRICE
224-001	300	ITEM	

Top pivot **APOLLO**

CODE	COLLECTIVE PACKAGING	PRICED PER	NET PRICE
132-015	300	ITEM	

Bottom pivot **APOLLO**

CODE	COLLECTIVE PACKAGING	PRICED PER	NET PRICE
132-017	300	ITEM	

Bottom pivot seat **APOLLO**

CODE	COLLECTIVE PACKAGING	PRICED PER	NET PRICE
132-016	300	ITEM	

## Furniture hinge 40 kg



CODE	COLLECTIVE PACKAGING	PRICED PER	NET PRICE
134-102	300	ITEM	

Single shock  
absorber **APOLLO**

 For 2 wings

7a



CODE	COLLECTIVE PACKAGING	PRICED PER	NET PRICE
229-014	300	ITEM	

Twin shock  
absorber **APOLLO**

 For 4 wings

7b



CODE	COLLECTIVE PACKAGING	PRICED PER	NET PRICE
229-015	300	ITEM	

Clip hinge



CODE	COLOUR	LENGTH (mm)	COLLECTIVE PACKAGING	PRICED PER	NET PRICE
134-126	SILVER	-	400	ITEM	
134-124	SATIN	-	400	ITEM	
134-125	GOLD	-	400	ITEM	

**SET APOLLO**  
for 2 wings



DESCRIPTION	CODE	603 mm	756 mm	806 mm	908 mm
SET CODE		221-021	221-022	221-023	221-024
Top track APOLLO with pivot seat	223-001 / 223-002 223-003 / 223-004	1 pc.	1 pc.	1 pc.	1 pc.
Top guide APOLLO	223-001	1 pc.	1 pc.	1 pc.	1 pc.
Top pivot APOLLO	132-015	1 pc.	1 pc.	1 pc.	1 pc.
Bottom pivot APOLLO	132-017	1 pc.	1 pc.	1 pc.	1 pc.
Bottom pivot seat APOLLO	132-016	1 pc.	1 pc.	1 pc.	1 pc.
Furniture hinge	134-102	3 pcs	3 pcs	3 pcs	3 pcs
Single shock absorber	229-014	1 pc.	1 pc.	1 pc.	1 pc.
Screws	-	COLLECTIVE PACKAGE	COLLECTIVE PACKAGE	COLLECTIVE PACKAGE	COLLECTIVE PACKAGE
Assembly instructions	-	1 copy	1 copy	1 copy	1 copy
NET PRICE					

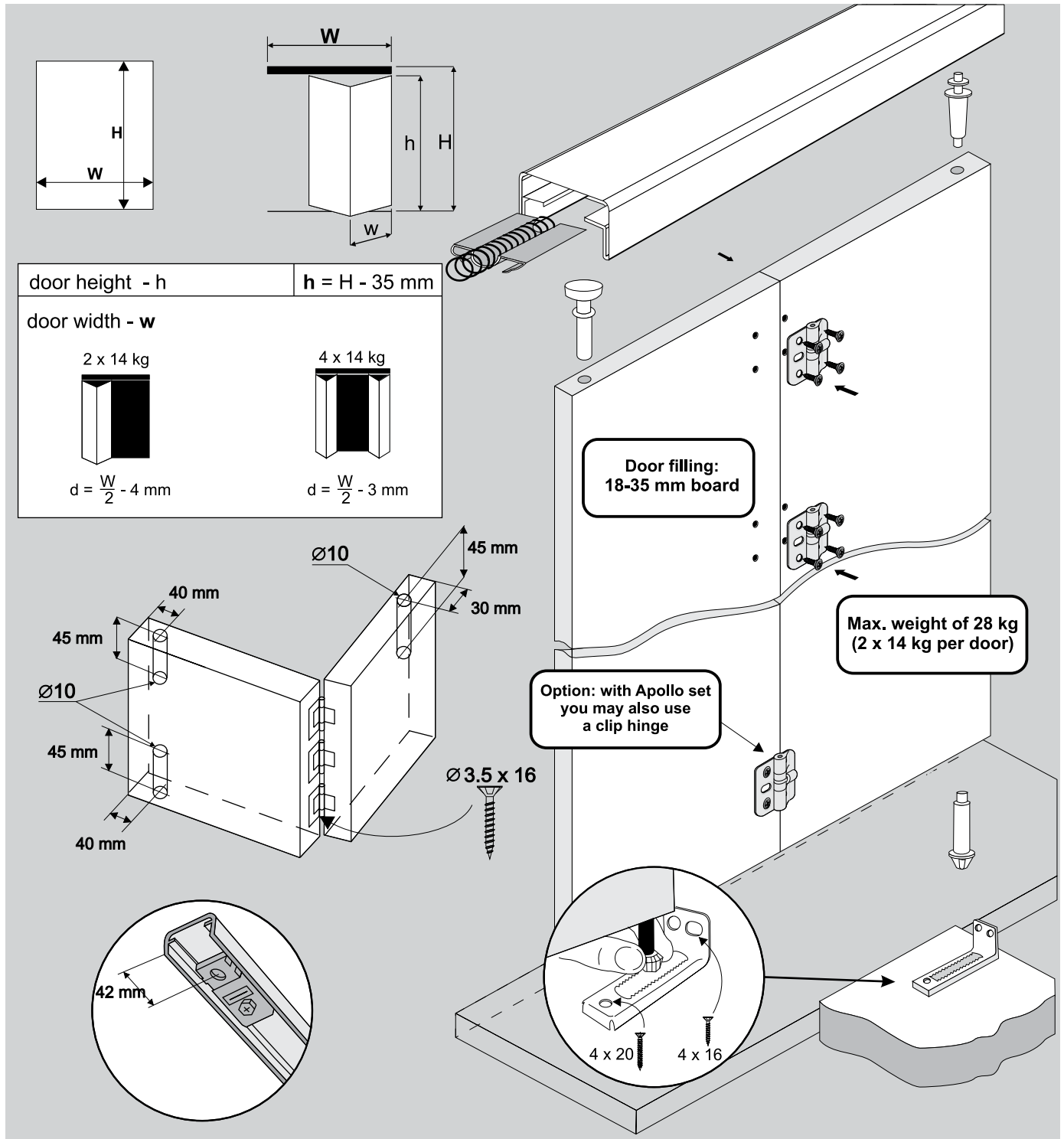
**SET APOLLO**  
for 4 wings



DESCRIPTION	CODE	1213 mm	1518 mm	1822 mm
SET CODE		221-027	221-029	221-031
Top track APOLLO with pivot seat	223-007 223-009 / 223-011	1 pc.	1 pc.	1 pc.
Top guide APOLLO	224-001	2 pcs	2 pcs	2 pcs
Top pivot APOLLO	132-015	2 pcs	2 pcs	2 pcs
Bottom pivot APOLLO	132-017	2 pcs	2 pcs	2 pcs
Bottom pivot seat APOLLO	132-016	2 pcs	2 pcs	2 pcs
Furniture hinge	134-102	6 pcs	6 pcs	6 pcs
Twin shock absorber	229-015	1 pc.	1 pc.	1 pc.
Screws	-	COLLECTIVE PACKAGE	COLLECTIVE PACKAGE	COLLECTIVE PACKAGE
Assembly instructions	-	1 copy	1 copy	1 copy
NET PRICE				

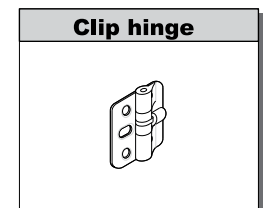
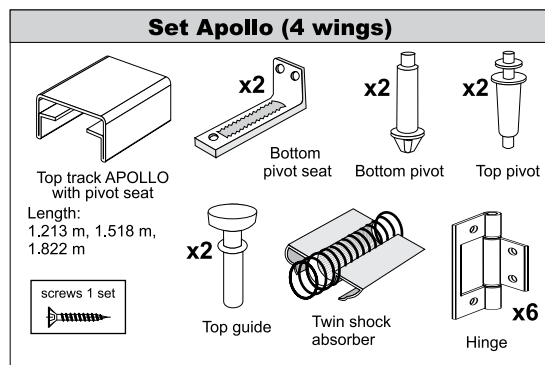
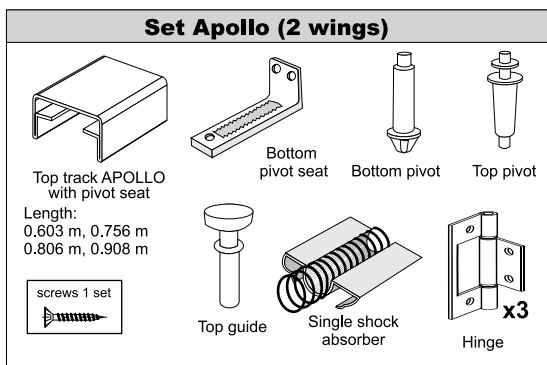


# Size calculation method for system DS APOLLO



## COMPONENTS

## OPTION




# SYSTEM DS PRINCE DS EXCLUSIVE

Folding doors with top carriage system



8 kg	14 kg	16 kg	25 kg	35 kg
40 kg	45 kg	50 kg	60 kg	70 kg
100 kg	120 kg			
10mm BOARD	16mm BOARD	18mm BOARD	16-40mm BOARD	16-50mm BOARD
BOARD+MIRROR	4mm MIRROR	4.5mm GLASS	6mm GLASS	8-12mm GLASS
PARTS	ONE PACK	PROGRAMME VICTORIA ABC		EASY BUY

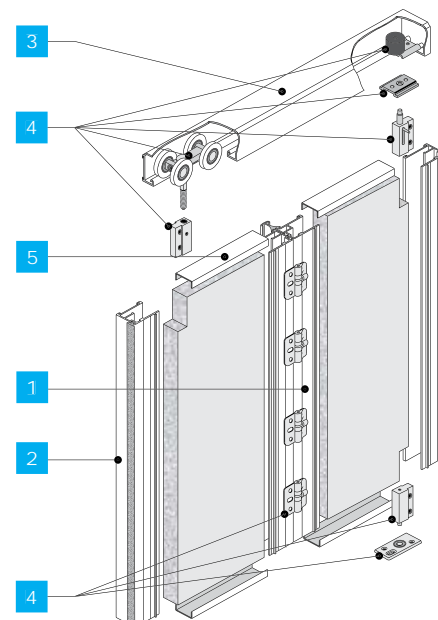


## CHARACTERISTICS

► Application	Folding doors
► Track	Single
▼ Carriage system	Top
► Top guide	Roller bearing carriage + vertical hinge
► Bottom guide	Vertical hinge
► Construction	Board
► Filling thickness	18 mm
► Filling type	Board 18 mm
► Max. door load	50 kg (2 x 25)
► Max. handle length	2.70
► Textile door stops	Yes
► Anti-dust brushes	n/a
► Sales programme	ONE PACK + components are available individually
► Decorative profile programme	ORNAMIC

## USAGE

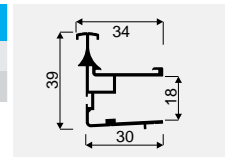
- Folding doors, built-in furniture, walk-in wardrobes, wardrobes



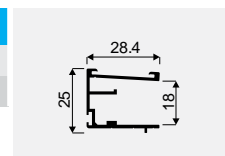


Handle **PRINCE 01****Ornamic**

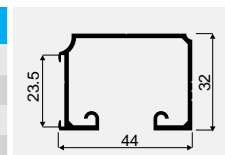
CODE	COLOUR	LENGTH (mm)	COLLECTIVE PACKAGING	PRICED PER	NET PRICE
01862	SILVER	2700	20	ITEM	
03207	LIGHT BROWN	2700	20	ITEM	

Handle **PRINCE 02****Ornamic**

CODE	COLOUR	LENGTH (mm)	COLLECTIVE PACKAGING	PRICED PER	NET PRICE
01863	SILVER	2700	20	ITEM	
03208	LIGHT BROWN	2700	20	ITEM	

Top track  
**EXCLUSIVE****Ornamic**

CODE	COLOUR	LENGTH (mm)	COLLECTIVE PACKAGING	PRICED PER	NET PRICE
01971	SILVER	1200	12	ITEM	
01969	LIGHT BROWN	1200	12	ITEM	
01973	GOLD	1200	12	ITEM	
01972	SILVER	1800	12	ITEM	
01970	LIGHT BROWN	1800	12	ITEM	
01974	GOLD	1800	12	ITEM	
01714	SILVER	3000	12	ITEM	
01713	LIGHT BROWN	3000	12	ITEM	
01715	GOLD	3000	12	ITEM	
02126	SILVER	3600	12	ITEM	
02127	LIGHT BROWN	3600	12	ITEM	
02125	GOLD	3600	12	ITEM	

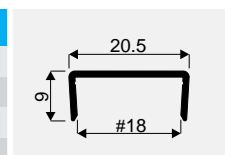
Set for folding doors  
**ZSE-18 PLUS Prince**

DESCRIPTION	CODE	for 2 wings
SET CODE		10072
Top carriage	-	1 pc.
Top hinge	-	1 pc.
Top hinge seat with rubber stopper	-	1 pc.
Bottom hinge	-	1 pc.
Bottom hinge seat	-	1 pc.
Clip hinge	-	4 pcs
Screws	-	COLLECTIVE PACKAGE
Assembly instructions	-	1 copy
NET PRICE		

## C-profile 18

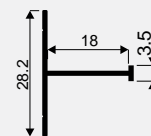


CODE	COLOUR	LENGTH (mm)	COLLECTIVE PACKAGING	PRICED PER	NET PRICE
00031	SILVER	3000	50	ITEM	
00029	LIGHT BROWN with brushed effect	3000	50	ITEM	
00032	GOLD	3000	50	ITEM	
03180	LIGHT BROWN with brushed effect	3000	50	ITEM	
03472	BLACK	3000	50	ITEM	
03471	COGNAC	3000	50	ITEM	

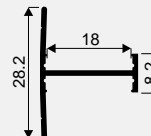


T-Profile **H04/18**

CODE	COLOUR	LENGTH (mm)	COLLECTIVE PACKAGING	PRICED PER	NET PRICE
01710	SILVER	3000	60	ITEM	
01711	LIGHT BROWN	3000	60	ITEM	
01712	GOLD	3000	60	ITEM	

H-Profile **H08/18**

CODE	COLOUR	LENGTH (mm)	COLLECTIVE PACKAGING	PRICED PER	NET PRICE
00199	SILVER	3000	60	ITEM	
01877	LIGHT BROWN	3000	60	ITEM	
01878	GOLD	3000	60	ITEM	

**ONE PACK PRINCE** 1200 mm

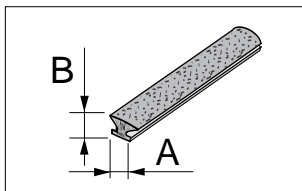
**i** Set of components (silver colour)



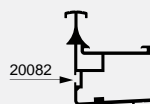
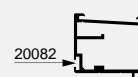
DESCRIPTION	CODE	for 2 wings	LENGTH (mm)
SET CODE		02006	
Handle Prince 01	01862	1 pc.	2700
Handle Prince 02	01863	3 pcs	2700
Top track EXCLUSIVE	01971	1 pc.	1200
C-profile 18	00031	1 pc.	3000
Set ZSE-18 PLUS PRINCE	10072	1 pc.	-
NET PRICE			

**TEXTILE DOOR STOP**

**i** All brushes on page 372



CODE	NAME	A (mm)	B (mm)	INSTALLATION	COLLECTIVE PACKAGING	PRICED PER	NET PRICE
20082	TEXTILE DOOR STOP	4.8	9	INSERTED	225	RUNNING METRE	

Handle **PRINCE 01**Handle **PRINCE 02**



### Abide by the installation order

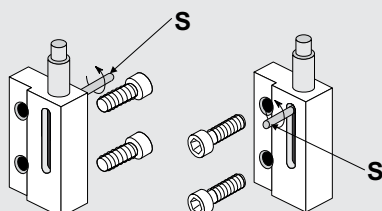
- **1** **2** **3** **4**

for all elements

**A** **B** **C**

and profiles

- **I** **II**



Top hinge for left hand door

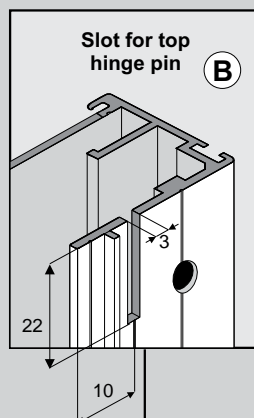
Top hinge for right hand door

### ATTENTION!

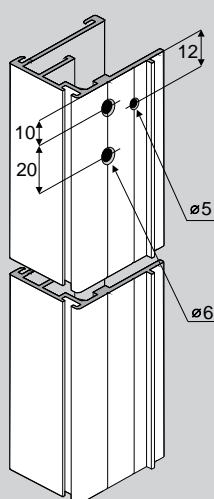
Top hinge is suitable for left or right hand door after repositioning of pin (S).

In order to swap the top hinge pin (S) you should unscrew pin and re-screw on the opposite side of hinge body.

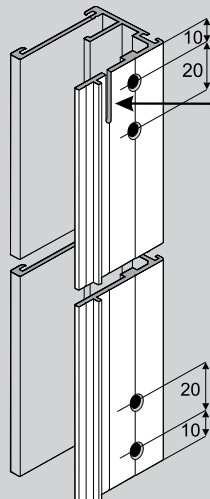
Fastening of top track  
(countersink holes to prevent protrusion of screw head)



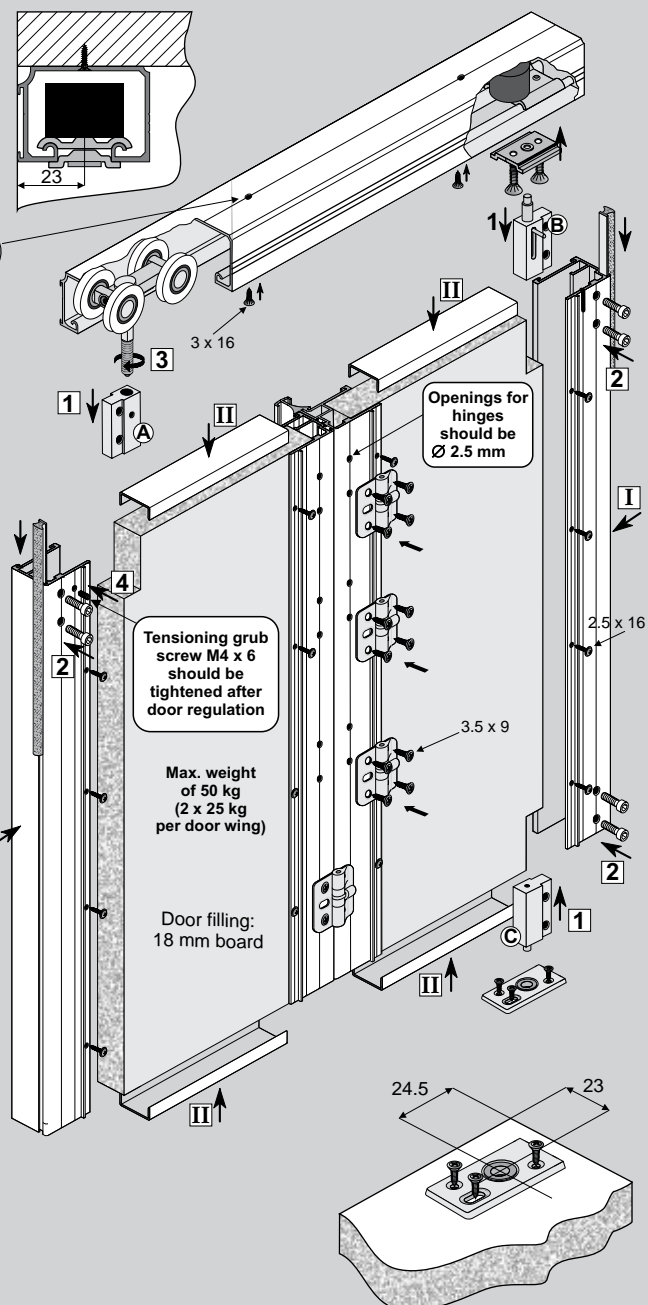
10



Openings spacing for fastening of top carriage body **A**

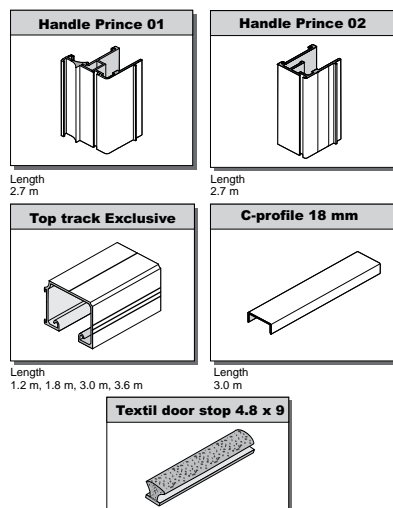


Openings spacing for fastening of top hinge and bottom hinge **B** **C**

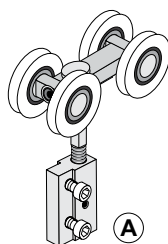


Positioning of bottom hinge seat

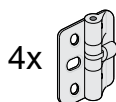
## COMPONENTS



### Set for folding doors ZSE-18 PLUS Prince



Top carriage

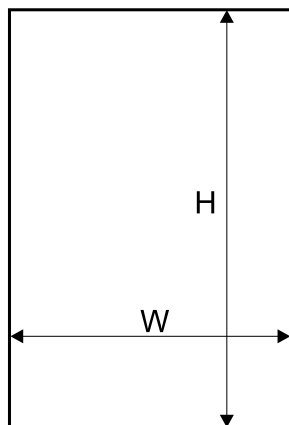


Clip hinge

Top hinge <b>B</b>	Top hinge seat with rubber stopper	Bottom hinge <b>C</b>	Bottom hinge seat
Self-tapping screw 3.5 x 9.5 (clip hinge) -16 pcs			
Screw M4 x 6 - 1 pc.			
Screw 2.5 x 16 (handle) -16 pcs			
Screw 3.5 x 16 (bottom hinge seat) - 3 pcs			
Screw 3 x 16 (track) - 6 pcs			
Allen key 2 - 1 pc.			



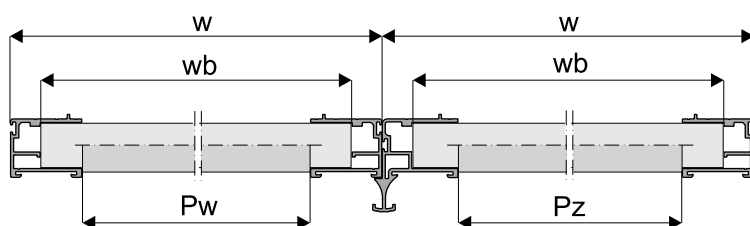
### Dimensions of opening



Handle length = door height

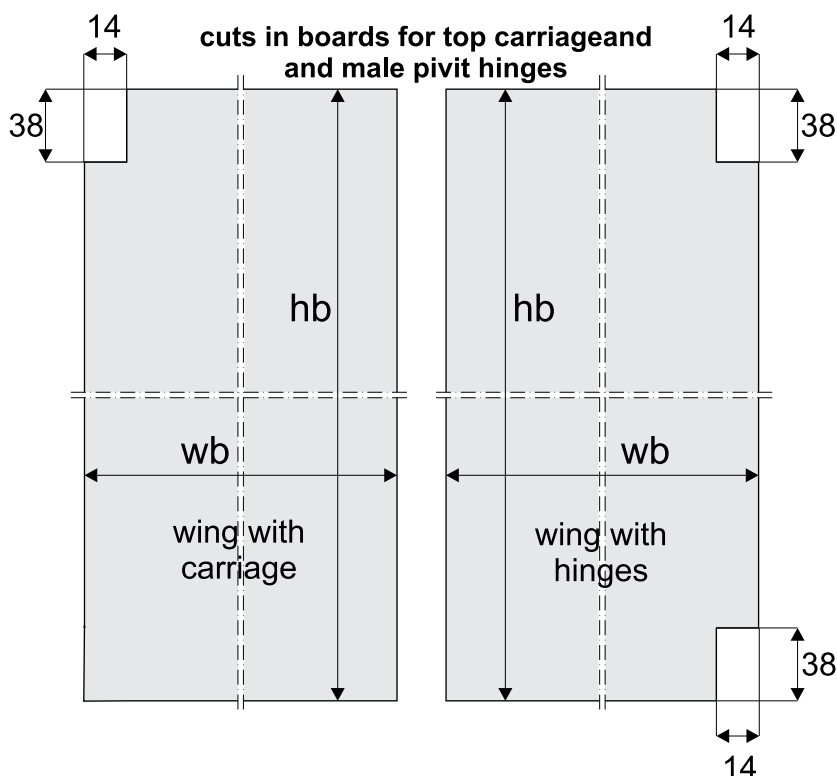
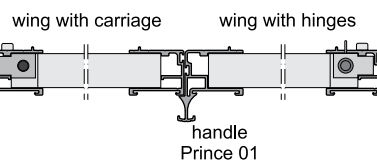
door filling - 18 mm board

door height	- h	$h = H - 48 \text{ mm}$
board height	- hb	$hb = h - 2 \text{ mm}$
door width	- w	$w = (W - 12 \text{ mm}) : 2$
board width	- wb	$wb = w - 24 \text{ mm}$
length of C-profile top/bottom	- Pz and Pw	determined after door construction

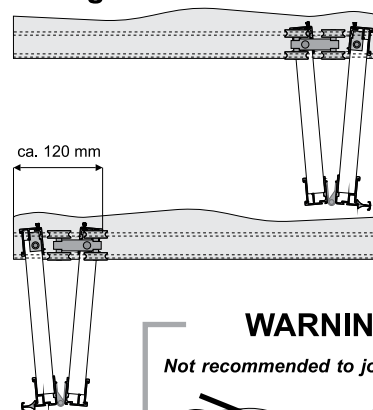


### ATTENTION!

**Handle PRINCE 01 should be mounted on the hinged wing.**

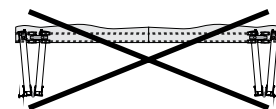


**Doors opening on the right or left side.**

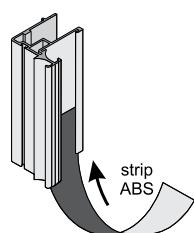


### WARNING

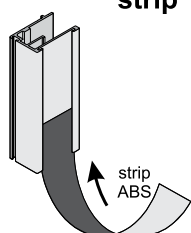
*Not recommended to join two sets*



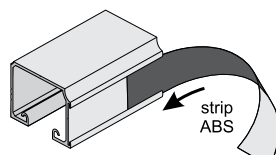
### Method of inserting strip



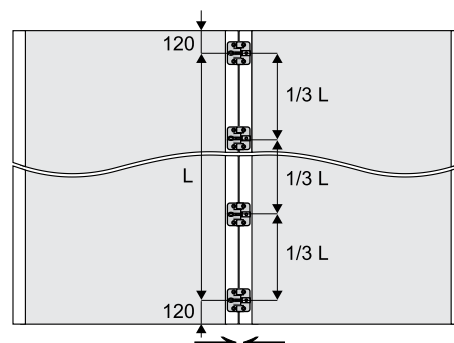
Handle Prince 01



Profile Prince 02




Top track Exclusive



**When fixing hinges, doors should be touching one another. Do not use textile door stop in between the touching handles!**

# SYSTEM LINE DS UNICOMFORT DS EXCLUSIVE

Folding doors with top carriage system

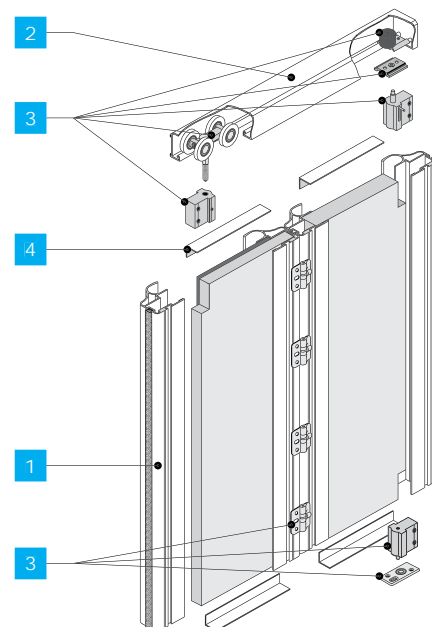


## CHARACTERISTICS

► Application	Folding doors
► Track	Single
▼ Carriage system	Top
► Top guide	Roller bearing carriage + vertical hinge
► Bottom guide	Vertical hinge
► Construction	Board
► Filling thickness	18 mm or 12 mm + mirror
► Filling type	Board 18 mm or 12 mm + glass 4 mm
► Max. door load	50 kg (2 x 25)
► Max. handle length	2.70 m
► Textile door stops	Yes
► Anti-dust brushes	n/a
► Sales programme	Components are available individually
► Decorative profile programme	ORNAMIC

## USAGE

- Folding doors, built-in furniture, walk-in wardrobes, wardrobes





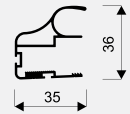
## Basic system components

2

### Handle UNICOMFORT II



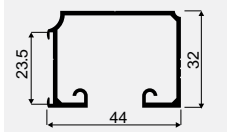
CODE	COLOUR	LENGTH (mm)	COLLECTIVE PACKAGING	PRICED PER	NET PRICE
02728	SILVER	2700	20	ITEM	
02726	LIGHT BROWN	2700	20	ITEM	
02729	GOLD	2700	20	ITEM	



### Top track EXCLUSIVE - Ornamic



CODE	COLOUR	LENGTH (mm)	COLLECTIVE PACKAGING	PRICED PER	NET PRICE
01971	SILVER	1200	12	ITEM	
01969	LIGHT BROWN	1200	12	ITEM	
01973	GOLD	1200	12	ITEM	
01972	SILVER	1800	12	ITEM	
01970	LIGHT BROWN	1800	12	ITEM	
01974	GOLD	1800	12	ITEM	
01714	SILVER	3000	12	ITEM	
01713	LIGHT BROWN	3000	12	ITEM	
01715	GOLD	3000	12	ITEM	
02126	SILVER	3600	12	ITEM	
02127	LIGHT BROWN	3600	12	ITEM	
02125	GOLD	3600	12	ITEM	



### Set for folding doors ZSE-18 PLUS UNICOMFORT

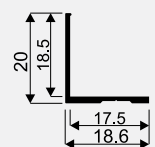


DESCRIPTION	CODE	for 2 wings
SET CODE		10084
Top carriage	-	1 pc.
Top hinge	-	1 pc.
Top hinge seat with rubber stopper	-	1 pc.
Bottom hinge	-	1 pc.
Bottom hinge seat	-	1 pc.
Clip hinge	-	4 pcs
Screws	-	COLLECTIVE PACKAGE
Assembly instructions	-	1 copy
	NET PRICE	

### Angle section ZW 20 x 18




CODE	COLOUR	LENGTH (mm)	COLLECTIVE PACKAGING	PRICED PER	NET PRICE
00058	SILVER	1700	60	ITEM	
00052	LIGHT BROWN	1700	60	ITEM	
00061	GOLD	1700	60	ITEM	
00059	SILVER	2350	60	ITEM	
00053	LIGHT BROWN	2350	60	ITEM	
00062	GOLD	2350	60	ITEM	
00060	SILVER	3000	60	ITEM	
00054	LIGHT BROWN	3000	60	ITEM	
00063	GOLD	3000	60	ITEM	

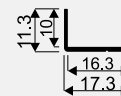




Angle section **MINI 11 x 17**



CODE	COLOUR	LENGTH (mm)	COLLECTIVE PACKAGING	PRICED PER	NET PRICE
00102	SILVER	1700	120	ITEM	
00093	LIGHT BROWN	1700	120	ITEM	
00108	GOLD	1700	120	ITEM	
00103	SILVER	2350	120	ITEM	
00094	LIGHT BROWN	2350	120	ITEM	
00109	GOLD	2350	120	ITEM	
00104	SILVER	3000	120	ITEM	
00095	LIGHT BROWN	3000	120	ITEM	
00110	GOLD	3000	120	ITEM	



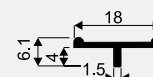
T - profile **04 - Decor**



**DECOR**



CODE	COLOUR	LENGTH (mm)	COLLECTIVE PACKAGING	PRICED PER	NET PRICE
00691	SILVER	3000	60	ITEM	
00688	LIGHT BROWN	3000	60	ITEM	
00692	GOLD	3000	60	ITEM	



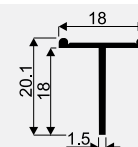
T - profile **18 - Decor**



**DECOR**



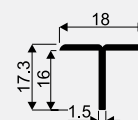
CODE	COLOUR	LENGTH (mm)	COLLECTIVE PACKAGING	PRICED PER	NET PRICE
01373	SILVER	3000	60	ITEM	
01370	LIGHT BROWN	3000	60	ITEM	
01374	GOLD	3000	60	ITEM	



T - profile **ZW**



CODE	COLOUR	LENGTH (mm)	COLLECTIVE PACKAGING	PRICED PER	NET PRICE
00706	SILVER	3000	60	ITEM	
00703	LIGHT BROWN	3000	60	ITEM	
00707	GOLD	3000	60	ITEM	



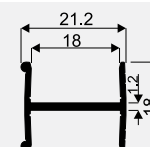
**H18 - Decor profile**



**DECOR**



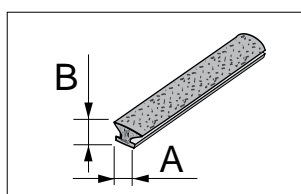
CODE	COLOUR	LENGTH (mm)	COLLECTIVE PACKAGING	PRICED PER	NET PRICE
00215	SILVER	3000	60	ITEM	
00212	LIGHT BROWN	3000	60	ITEM	
00216	GOLD	3000	60	ITEM	
02937	LIGHT BROWN with brushed effect	3000	60	ITEM	
03466	BLACK with brushed effect	3000	60	ITEM	
03465	COGNAC with brushed effect	3000	60	ITEM	



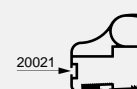
**TEXTILE DOOR STOP**



All brushes on page 372



CODE	NAME	A (mm)	B (mm)	INSTALLATION	COLLECTIVE PACKAGING	PRICED PER	NET PRICE
20021	TEXTILE DOOR STOP	4.8	6	INSERTED	400	RUNNING METRE	



Handle **UNICOMFORT II**



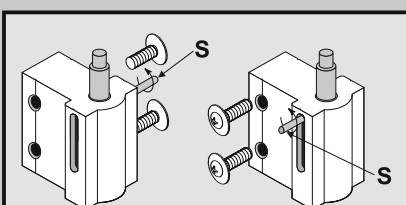
- **1 2 3 4**

for all elements

- **A B C**

and profiles

- **I II**



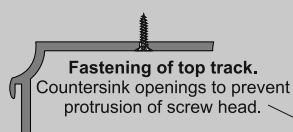
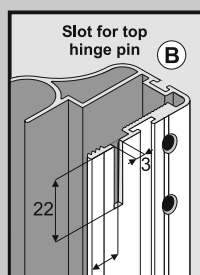
Top hinge for left hand door

Top hinge for right hand door

**ATTENTION!**

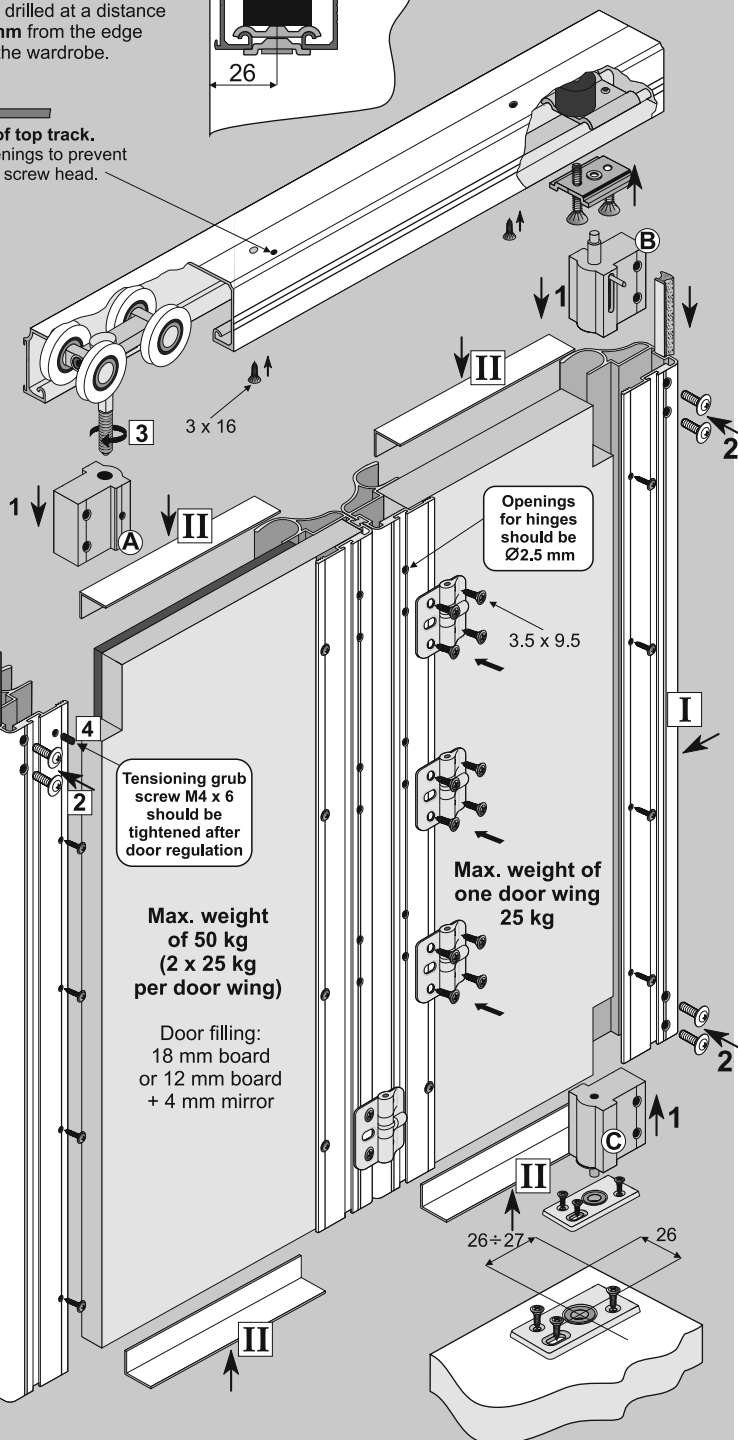
Top hinge is suitable for left or right hand door after repositioning of pin (S).

In order to swap the top hinge pin (S) you should unscrew pin and re-screw on the opposite side of hinge body.



Wardrobe front

Openings for top track fastening should be drilled at a distance of 26 mm from the edge of the wardrobe.

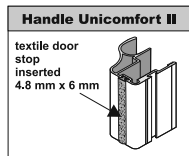


Openings spacing for fastening of top carriage body **A**

Openings spacing for fastening of top hinge and bottom hinge **C**

Positioning of bottom hinge seat

**COMPONENTS**



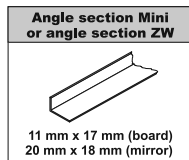
Length

2,7 m



Length

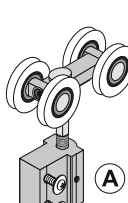
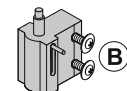
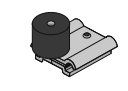
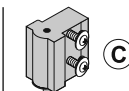
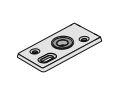
1,2 m, 1,8 m, 3,0 m, 3,6 m



Length

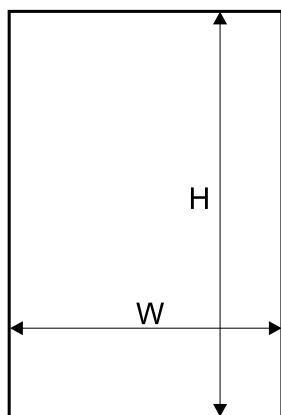
1,7 m, 2,35 m, 3,0 m

**Set for folding doors ZSE18 PLUS Unicomfort**

					
Top hinge	Top hinge seat with rubber stopper	Bottom hinge	Bottom hinge seat	4x Clip hinge	
Self-tapping screw 3.5 x 9.5 (clip hange)					-16 pcs
Screw M4 x 6					- 1 pc.
Screw 2.5 x 16 (handle)					-16 pcs
Screw 3.5 x 16 (bottom hinge seat)					- 3 pcs
Screw 3 x 16 (track)					- 6 pcs
allen key 2					-1 pc.



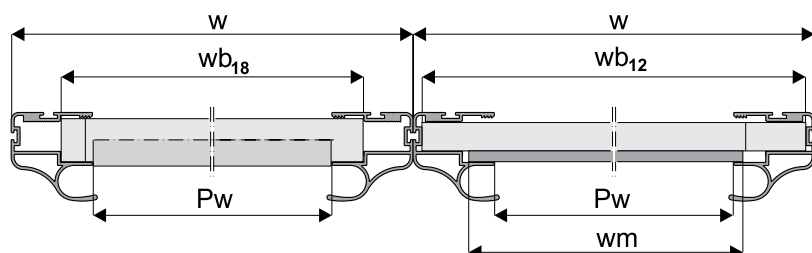
## Dimensions of opening



**Handle length = door height = h**

door height	- h	$h = H - 46 \text{ mm}$
board height	- hb	$hb = h - 3 \text{ mm}$
door width	- w	$w = (W - 8 \text{ mm}) : 2$
board width # 12 mm	- wb <sub>12</sub>	$wb_{12} = w - 7 \text{ mm}$
board width # 18 mm	- wb <sub>18</sub>	$wb_{18} = w - 40 \text{ mm}$
length of angle section* - Pw		determined after door construction

\* - for doors constructed with board, use angle-section MINI  
- for doors constructed with mirror, use angle-section ZW 20 x 18

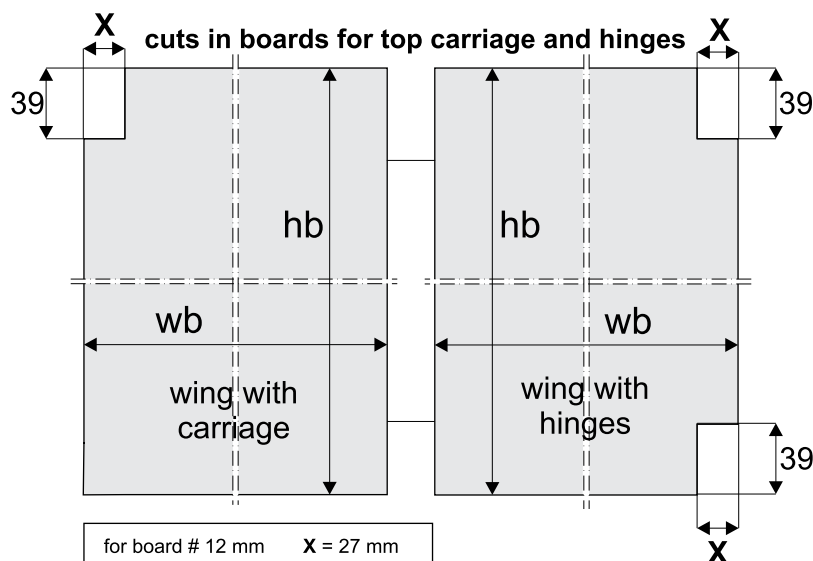


assembly adhesive (this is necessary when using mirror)



### ATTENTION!

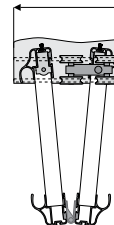
Angle section must be fastened to board with minimum 3 screws  $\varnothing 3 \times 25$ .



for board # 12 mm X = 27 mm

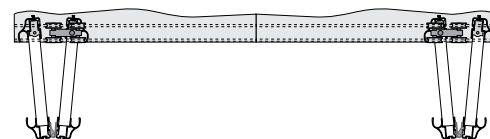
for board # 18 mm X = 10 mm

ca. 160 mm



Doors opening on the right or left side

Four-winged doors require two sets



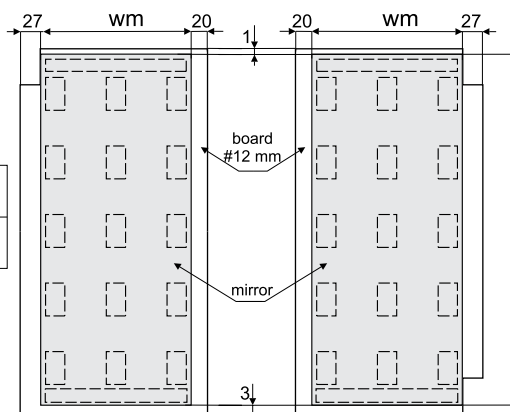
## mirror dimensions

mirror height - hm = hb - 4 mm

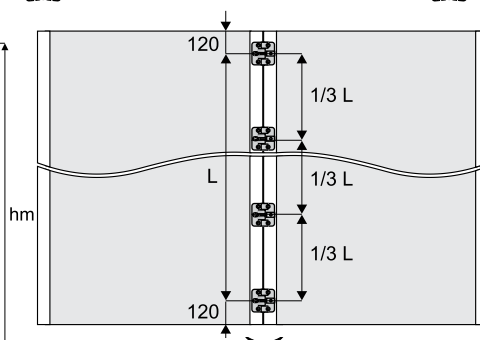
mirror width - wm = wb<sub>12</sub> - 47 mm

### ATTENTION:

Board to mirror contact area should be free from dirt and grease before applying double-sided tape.



Broken line indicates recommended positioning of double-sided tape.




When fixing hinges, doors should be touching one another.  
Do not use textile door stop between the touching handles!



# SYSTEM DS 10-ka DS EXCLUSIVE

Folding doors with top carriage system

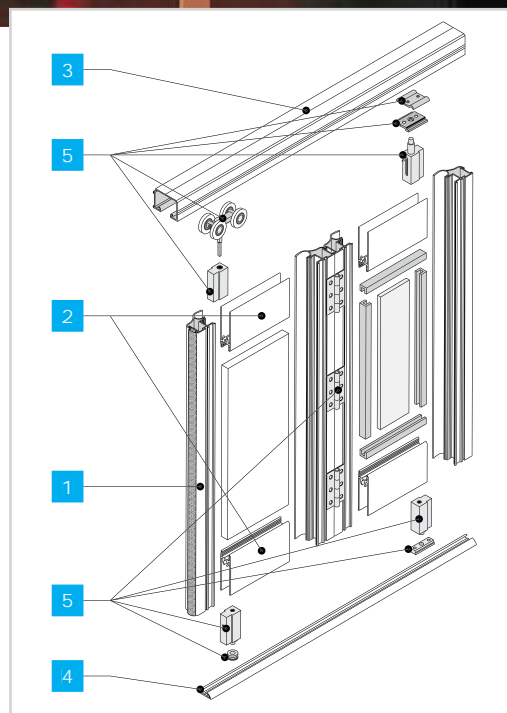


## CHARACTERISTICS

► Application	Folding doors
► Track	Single
▼ Carriage system	Top
► Top guide	Male pivot hinge and guide
► Bottom guide	Male pivot hinge
► Construction	Frame
► Filling thickness	10 mm
► Filling type	Board 10 mm, glass 4.5 mm or mirror 4 mm
► Max. door load	50 kg (2 x 25)
► Max. handle length	2.70
► Textile door stops	Yes
► Anti-dust brushes	n/a
► Sales programme	Components are available individually
► Decorative profile programme	ORNAMIC

## USAGE

- Folding doors, built-in furniture, walk-in wardrobes, wardrobes

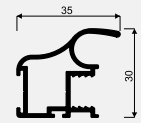


## Basic system components

### Handle 10-KA II



CODE	COLOUR	LENGTH (mm)	COLLECTIVE PACKAGING	PRICED PER	NET PRICE
02287	SILVER	2700	20	ITEM	
02286	LIGHT BROWN	2700	20	ITEM	
02288	GOLD	2700	20	ITEM	



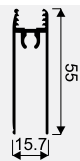
### Lower horizontal profile - Decor



**DECOR**



CODE	COLOUR	LENGTH (mm)	COLLECTIVE PACKAGING	PRICED PER	NET PRICE
00161	SILVER	1700	12	ITEM	
00152	LIGHT BROWN	1700	12	ITEM	
00164	GOLD	1700	12	ITEM	
02490	LIGHT BROWN	1700	12	ITEM	
03091	BLACK with brushed effect	1750	12	ITEM	
03094	COGNAC with brushed effect	1750	12	ITEM	
00162	SILVER	2350	12	ITEM	
00153	LIGHT BROWN	2350	12	ITEM	
00165	GOLD	2350	12	ITEM	
02491	LIGHT BROWN with brushed effect	2350	12	ITEM	
03092	BLACK with brushed effect	2350	12	ITEM	
03095	COGNAC with brushed effect	2350	12	ITEM	
00163	SILVER	3000	12	ITEM	
00155	LIGHT BROWN	3000	12	ITEM	
00166	GOLD	3000	12	ITEM	
02492	LIGHT BROWN with brushed effect	3000	12	ITEM	
03093	BLACK with brushed effect	3000	12	ITEM	
03096	COGNAC with brushed effect	3000	12	ITEM	
02764	SILVER	6000	12	ITEM	
02763	LIGHT BROWN	6000	12	ITEM	
02827	GOLD	6000	12	ITEM	

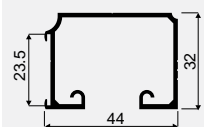


### Top track EXCLUSIVE

**Ornamic**



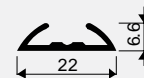
CODE	COLOUR	LENGTH (mm)	COLLECTIVE PACKAGING	PRICED PER	NET PRICE
01971	SILVER	1200	12	ITEM	
01969	LIGHT BROWN	1200	12	ITEM	
01973	GOLD	1200	12	ITEM	
01972	SILVER	1800	12	ITEM	
01970	LIGHT BROWN	1800	12	ITEM	
01974	GOLD	1800	12	ITEM	
01714	SILVER	3000	12	ITEM	
01713	LIGHT BROWN	3000	12	ITEM	
01715	GOLD	3000	12	ITEM	
02126	SILVER	3600	12	ITEM	
02127	LIGHT BROWN	3600	12	ITEM	
02125	GOLD	3600	12	ITEM	





Bottom track **FIRST**

CODE	COLOUR	LENGTH (mm)	COLLECTIVE PACKAGING	PRICED PER	NET PRICE
00910	SILVER	1200	60	ITEM	
00901	LIGHT BROWN	1200	60	ITEM	
00913	GOLD	1200	60	ITEM	
00911	SILVER	1800	60	ITEM	
00902	LIGHT BROWN	1800	60	ITEM	
00914	GOLD	1800	60	ITEM	
00912	SILVER	3000	60	ITEM	
00903	LIGHT BROWN	3000	60	ITEM	
00915	GOLD	3000	60	ITEM	
02903	SILVER	3600	60	ITEM	
02902	LIGHT BROWN	3600	60	ITEM	
02904	GOLD	3600	60	ITEM	

Set for folding doors  
**ZSE-10**

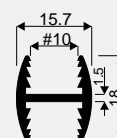
DESCRIPTION	CODE	for 2 wings
SET CODE		10066
Top carriage	-	1 pc.
Top hinge	-	1 pc.
Top hinge seat with rubber stopper	-	1 pc.
Bottom hinge	-	1 pc.
Bottom hinge seat	-	1 pc.
Round slide	-	1 pc.
Round slide guide	-	1 pc.
Hinge	-	3 pcs
Allen key 2	-	1 pc.
Screws	-	COLLECTIVE PACKAGE
Assembly instructions	-	1 copy
NET PRICE		

Set for folding doors  
**ZSE-10 PLUS**

DESCRIPTION	CODE	for 2 wings
SET CODE		10067
Top carriage	-	1 pc.
Top hinge	-	1 pc.
Top hinge seat with rubber stopper	-	1 pc.
Bottom hinge	-	1 pc.
Bottom hinge seat	-	1 pc.
Round slide	-	1 pc.
Round slide guide	-	1 pc.
Clip hinge	-	4 pcs
Allen key 2	-	1 pc.
Screws	-	COLLECTIVE PACKAGE
Assembly instructions	-	1 copy
NET PRICE		

**H10** profile

CODE	COLOUR	LENGTH (mm)	COLLECTIVE PACKAGING	PRICED PER	NET PRICE
00207	SILVER	3000	30	ITEM	
00204	LIGHT BROWN	3000	30	ITEM	
00208	GOLD	3000	30	ITEM	
02493	LIGHT BROWN with brushed effect	3000	30	ITEM	
03103	BLACK with brushed effect	3000	30	ITEM	
03104	COGNAC with brushed effect	3000	30	ITEM	





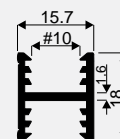
## H10 - Decor profile



DECOR



CODE	COLOUR	LENGTH (mm)	COLLECTIVE PACKAGING	PRICED PER	NET PRICE
01617	SILVER	3000	30	ITEM	
01616	LIGHT BROWN	3000	30	ITEM	
01618	GOLD	3000	30	ITEM	



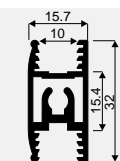
## H30 - Decor profile



DECOR

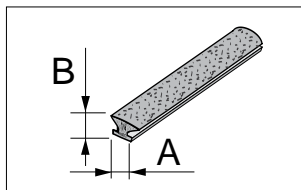


CODE	COLOUR	LENGTH (mm)	COLLECTIVE PACKAGING	PRICED PER	NET PRICE
00222	SILVER	3000	20	ITEM	
00219	LIGHT BROWN	3000	20	ITEM	
00223	GOLD	3000	20	ITEM	

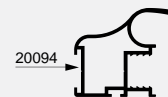


## TEXTILE DOOR STOP

**i** All brushes on page 372



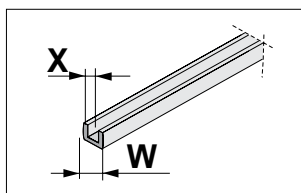
CODE	NAME	A (mm)	B (mm)	INSTALLATION	COLLECTIVE PACKAGING	PRICED PER	NET PRICE
20094	TEXTILE DOOR STOP	14.5	4	INSERTED	200	RUNNING METRE	
20224	TEXTILE DOOR STOP	14.5	4	INSERTED	10	COLLECTIVE PACKAGE (50 r.m.)	



Handle 10-ka II

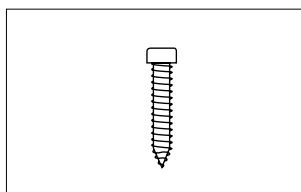
## GASKET

**i** All gaskets on page 372



CODE	X (mm)	W (mm)	COLLECTIVE PACKAGING	PRICED PER	NET PRICE
20031	4	10	100	RUNNING METRE	
20032	4.5	10	100	RUNNING METRE	
20033	6	10	100	RUNNING METRE	
20098	6.4	10	100	RUNNING METRE	
20052	8	10	100	RUNNING METRE	

## SELF-TAPPING SCREW

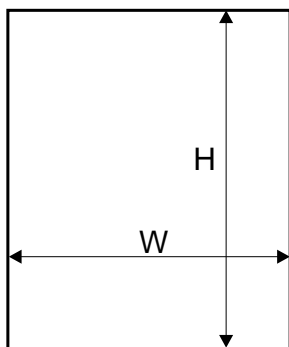


CODE	NAME	DIMENSIONS (mm)	COLLECTIVE PACKAGING	PRICED PER	NET PRICE
20001	SELF-TAPPING SCREW	6.3 x 32	2000	ITEM	





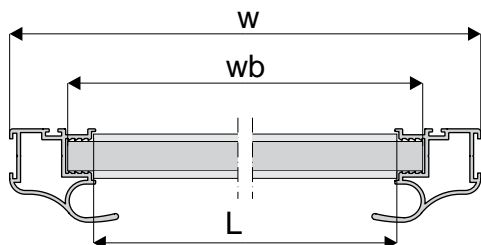
## Dimensions of opening



handle length = door height

door filling - # 10 mm board

door height	- h	$h = H - 52 \text{ mm}$
board height	- hb	$hb = h - 97 \text{ mm}$
door width	- w	$w = (W - 8) : 2$
board width	- wb	$wb = w - 36 \text{ mm}$
horizontal profile length	- L	$L = w - 53 \text{ mm}$



## mirror or safety glass dimensions

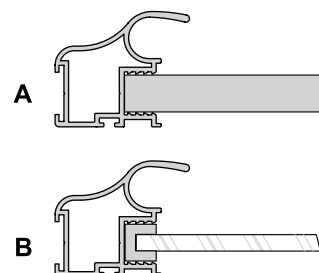
mirror height	- hm	$hm = hb$
mirror width	- wm	$wm = wb - 4 \text{ mm}$

### ATTENTION!

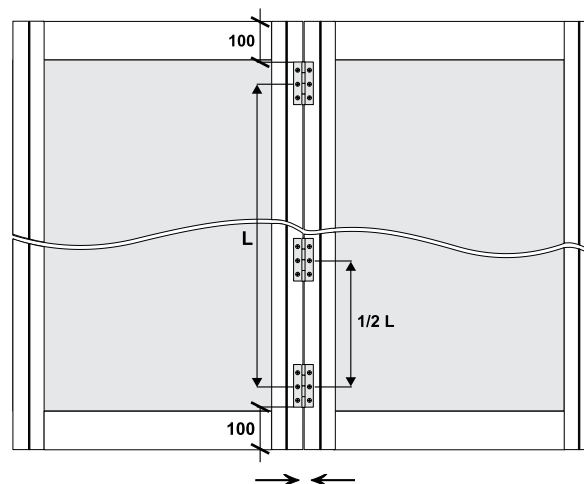
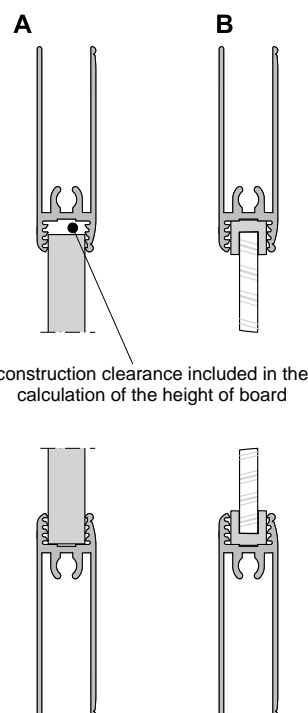
**Mirror (4 mm) should be used with a safety backing film. Safety glass (4.5 mm) comprises of two thin layers with a film in-between. Both mirror and glass need fitting gasket.**

## Installation method for fitting 10 mm board (diag. A) and 4 mm mirror or glass (diag. B)

- with handle




- with horizontal profile



**When fixing hinges, doors should be touching one another. Do not use textile door stop in between the touching handles!**

# SYSTEM DS LINE

Folding doors with top hung carriage system

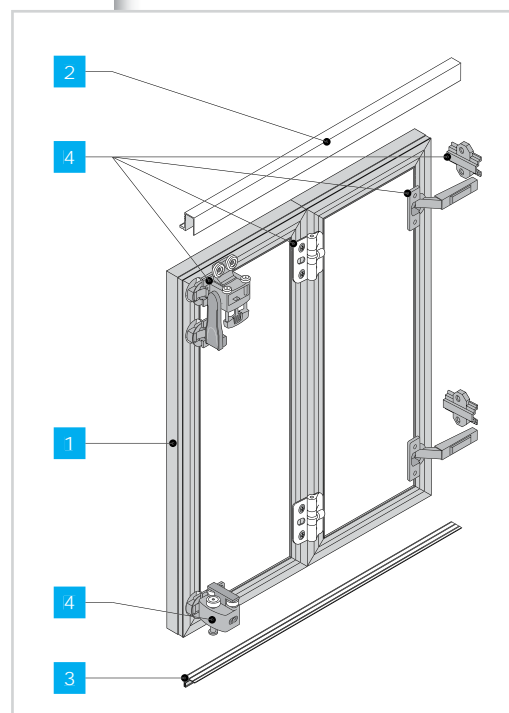


## CHARACTERISTICS

► Application	Folding doors
► Track	Single
▼ Carriage system	Top
► Top guide	Carriage + concealed hinge
► Bottom guide	Carriage + concealed hinge
► Construction	Board
► Filling thickness	18 mm
► Filling type	Board 18 mm
► Max. door load	40 kg (2 x 20)
► Max. handle length	2.70 m
► Textile door stops	Yes
► Anti-dust brushes	n/a
► Sales programme	ONE PACK + components are available individually
► Decorative profile programme	n/a

## USAGE

- Folding doors, built-in furniture, walk-in wardrobes, wardrobes

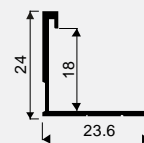




## L24 SECRET LINE II profile



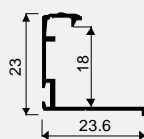
CODE	COLOUR	LENGTH (mm)	COLLECTIVE PACKAGING	PRICED PER	NET PRICE
02550	SILVER	2700	60	ITEM	
02549	LIGHT BROWN	2700	60	ITEM	
02551	GOLD	2700	60	ITEM	



## L24 SLIM LINE profile



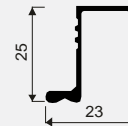
CODE	COLOUR	LENGTH (mm)	COLLECTIVE PACKAGING	PRICED PER	NET PRICE
01598	SILVER	2700	20	ITEM	
01706	LIGHT BROWN	2700	20	ITEM	
01707	GOLD	2700	20	ITEM	



## Top track LINE



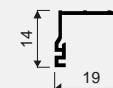
CODE	COLOUR	LENGTH (mm)	COLLECTIVE PACKAGING	PRICED PER	NET PRICE
214-517	RAW	2000	4	ITEM	



## Bottom track LINE



CODE	COLOUR	LENGTH (mm)	COLLECTIVE PACKAGING	PRICED PER	NET PRICE
214-523	RAW	2000	4	ITEM	



## Set for folding doors LINE

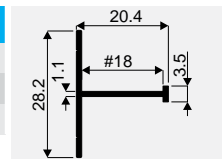


DESCRIPTION	CODE	for 2 wings	for 2 wings
SET CODE		10082 left	10081 right
Top carriage	-	1 pc.	1 pc.
Bottom carriage	-	1 pc.	1 pc.
Clip hinge	-	5 pcs	5 pcs
Concealed hinge	-	4 pcs	4 pcs
Screws	-	COLLECTIVE PACKAGE	COLLECTIVE PACKAGE
Assembly instructions	-	1 copy	1 copy
	NET PRICE		

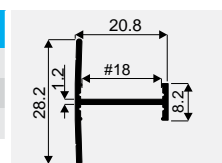


**H04/I8 profile**

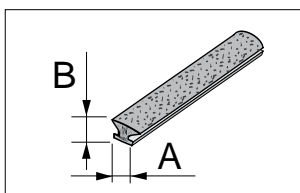
CODE	COLOUR	LENGTH (mm)	COLLECTIVE PACKAGING	PRICED PER	NET PRICE
01710	SILVER	3000	60	ITEM	
01711	LIGHT BROWN	3000	60	ITEM	
01712	GOLD	3000	60	ITEM	

**H08/I8 profile**

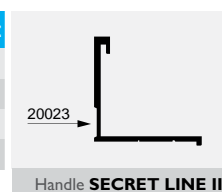
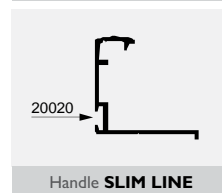
CODE	COLOUR	LENGTH (mm)	COLLECTIVE PACKAGING	PRICED PER	NET PRICE
00199	SILVER	3000	60	ITEM	
01877	LIGHT BROWN	3000	60	ITEM	
01878	GOLD	3000	60	ITEM	

**TEXTILE DOOR STOP**

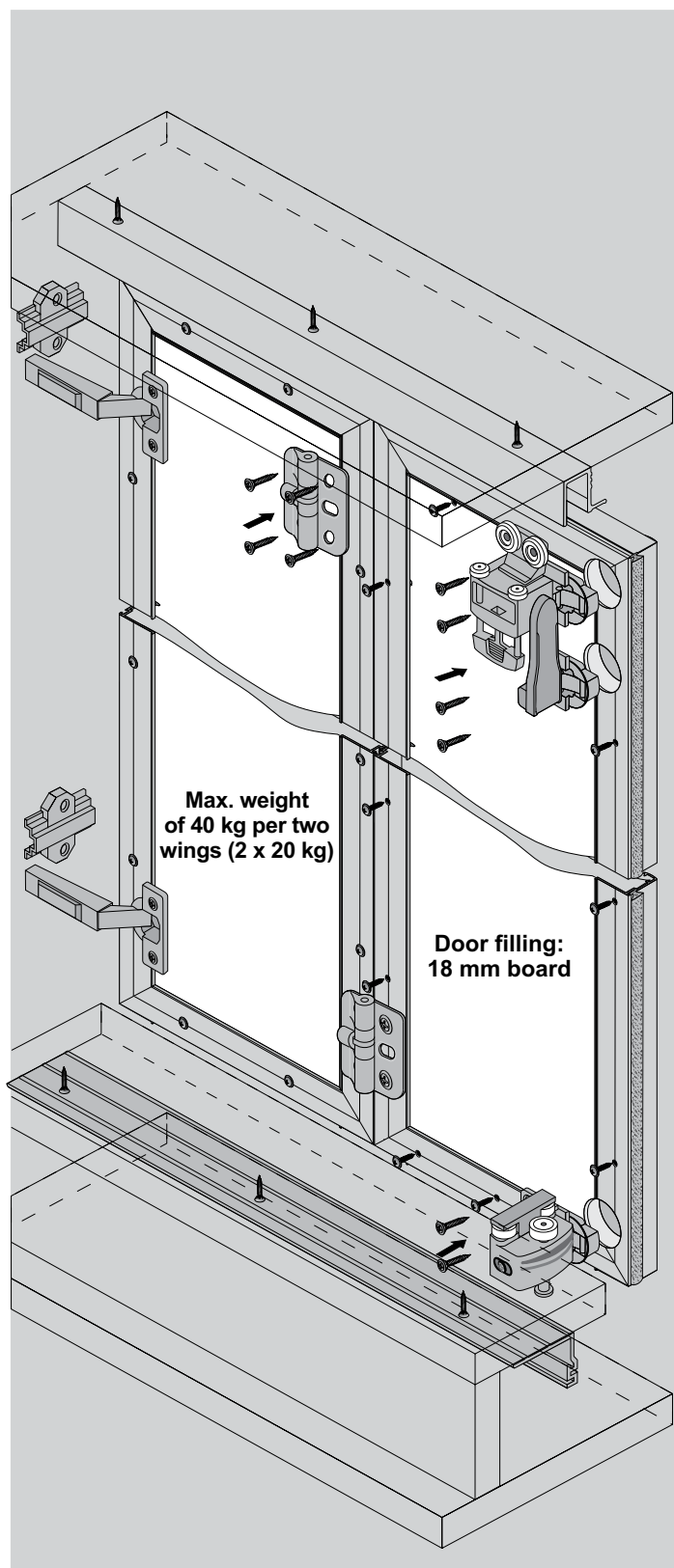
All brushes on page 372



CODE	NAME	A (mm)	B (mm)	INSTALLATION	COLLECTIVE PACKAGING	PRICED PER	NET PRICE
20020	TEXTILE DOOR STOP	4.8	4	inserted	550	RUNNING METRE	
20225	TEXTILE DOOR STOP	4.8	4	inserted	10	COLLECTIVE PACKAGE (50 r.m.)	
20023	TEXTILE DOOR STOP	4.8	4	self-adhesive	550	RUNNING METRE	
20228	TEXTILE DOOR STOP	4.8	4	self-adhesive	10	COLLECTIVE PACKAGE (100 r.m.)	


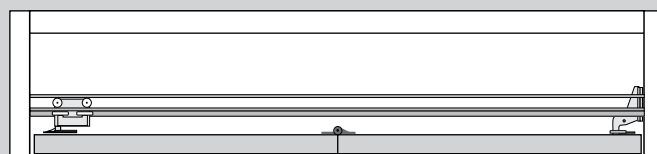
Handle **SECRET LINE II**Handle **SLIM LINE**





Max. weight  
of 40 kg per two  
wings (2 x 20 kg)

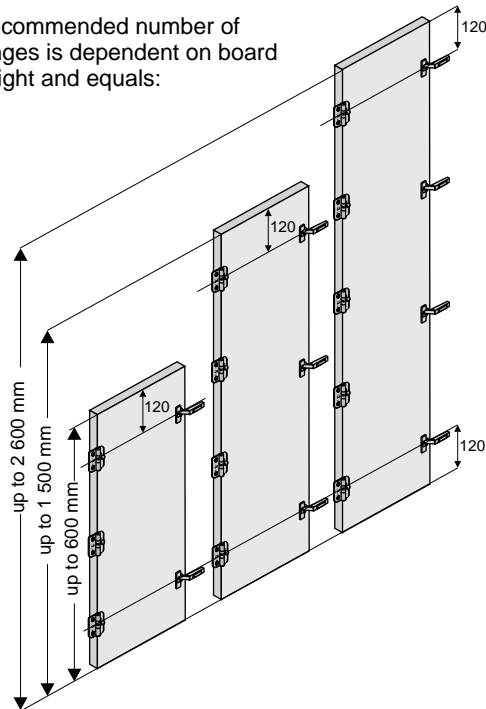
Door filling:  
18 mm board



### ATTENTION!

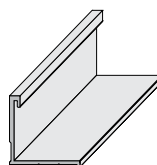
Dependent on customer  
needs, there are sets  
suitable for either left  
or right hinged doors.

Recommended number of  
hinges is dependent on board  
height and equals:



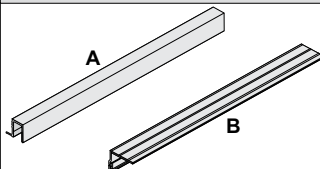
## COMPONENTS

### Frame L24 Secret Line II



Length  
2.70 m

### Top guiding track Line (A) Bottom guiding track Line (B)



Length  
2.0 m

### Set for folding doors Line - left or right

Top carriage



Bottom  
carriage

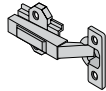


Clip hinge



X5

Hinge

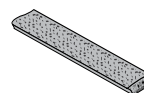


X4

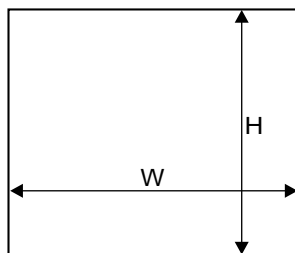
screw. 3.5 x 16 (hinges, carriages) - 34 pcs  
euro screw (hinge guiding) - 8 pcs  
screws 3 x 13 (guiding tracks) - 12 pcs  
screws 2.5 x 16 (handle) - 30 pcs



### Textile door stop self-adhesive 4.8 x 4



### Dimensions of opening

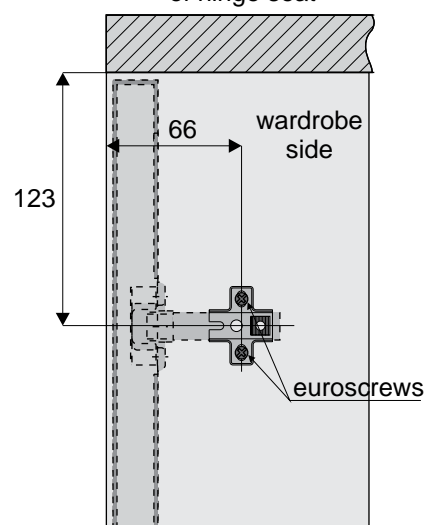


door height	-hw	$hw = H - 6 \text{ mm}$
board height	- hb	$hb = hw - 3 \text{ mm}$
door wing width	- ww	$ww = (W - 6 \text{ mm}) : 2$
board width	- wb	$wb = ww - 3 \text{ mm}$

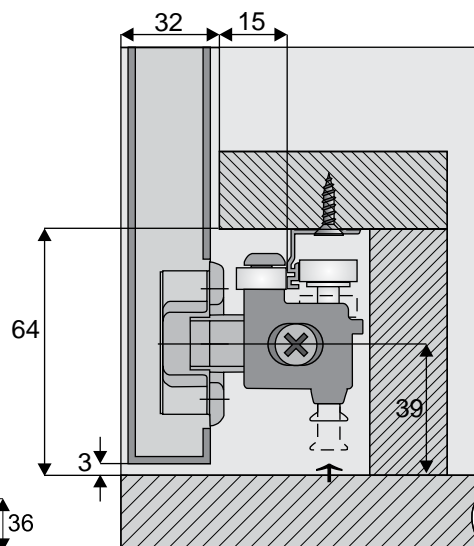
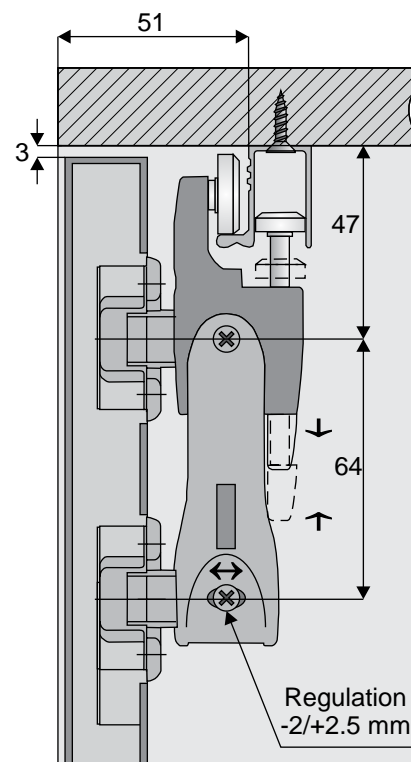
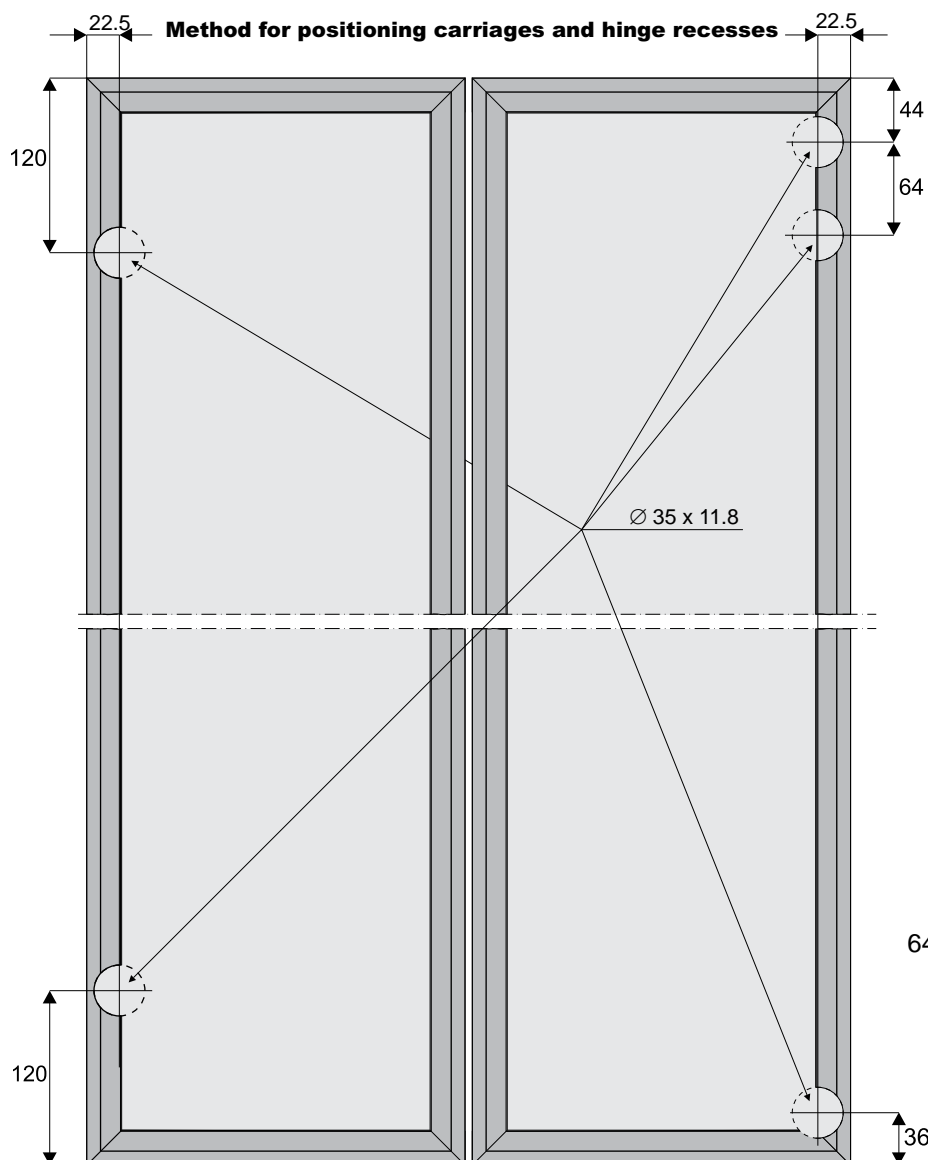
**Max. weight for 1 wing - 20 kg**

**The weight of 1 sm. of 18 mm board = 13 kg**

### Mounting position of hinge seat



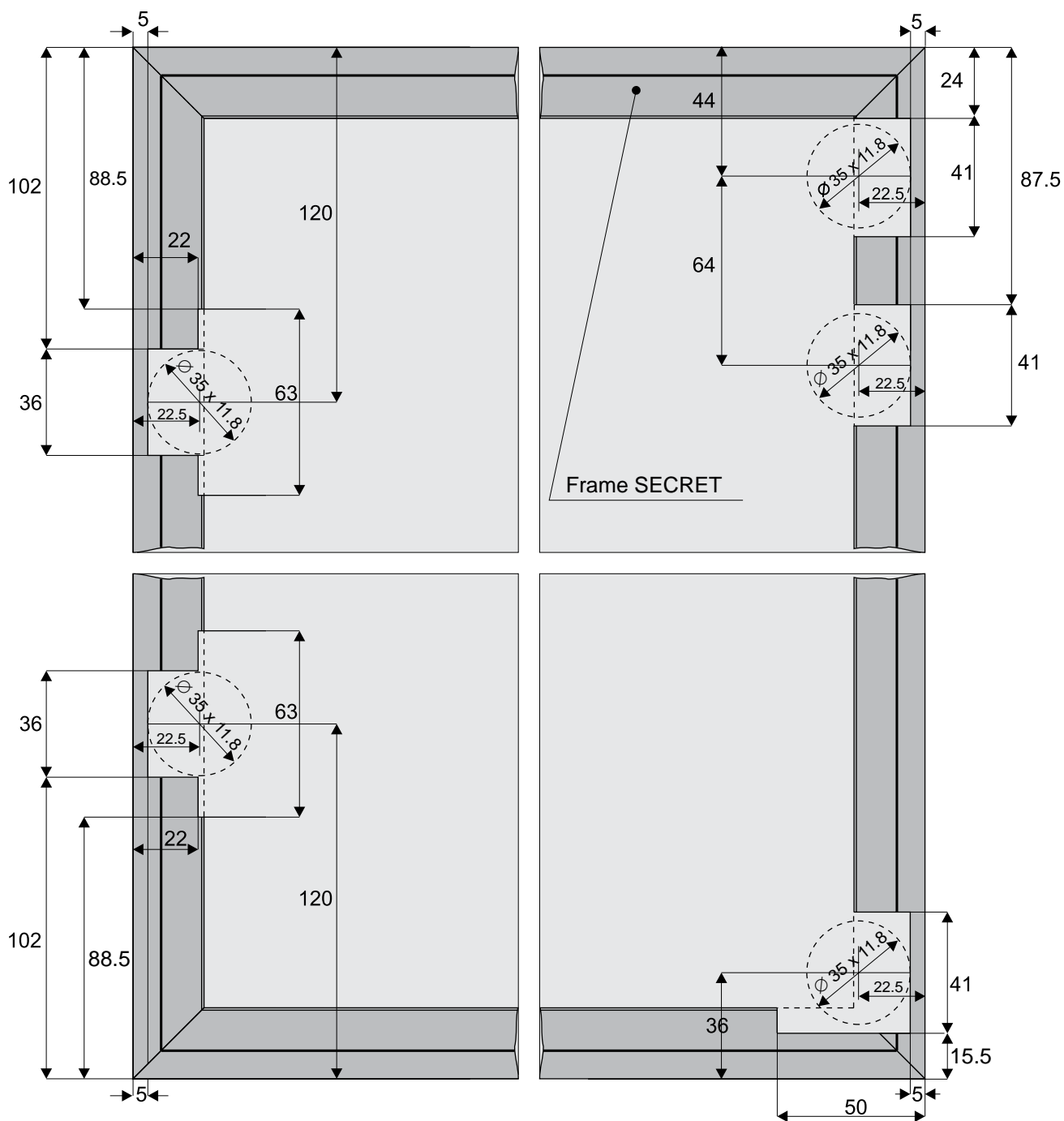
### Method for positioning carriages and hinge recesses

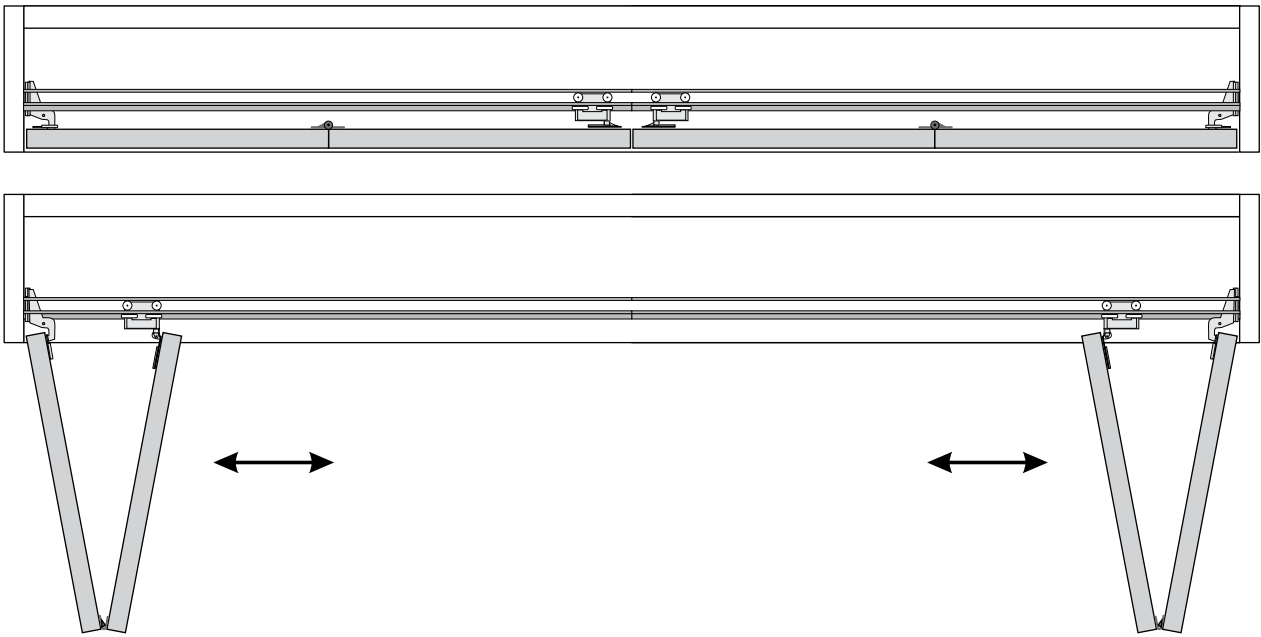




## Method for positioning carriages and hinge recesses

The drawing below shows an alternative method  
(when it is not possible to cut  $\varnothing 35$  mm openings in the aluminium profiles)

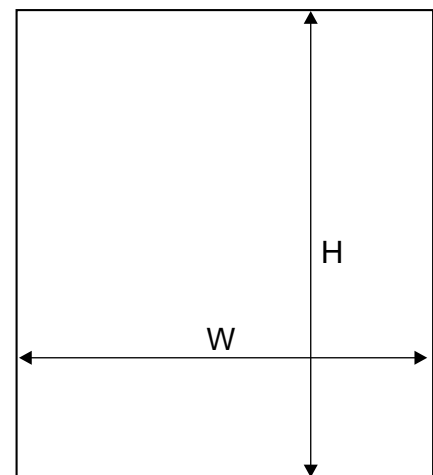




The assembly of folding doors **SECRET LINE** opened to the right and to the left side requires the use of two sets:

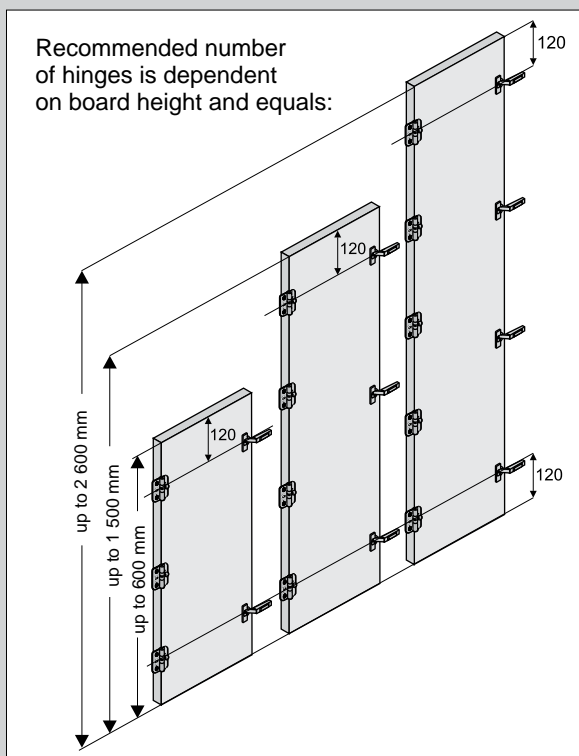
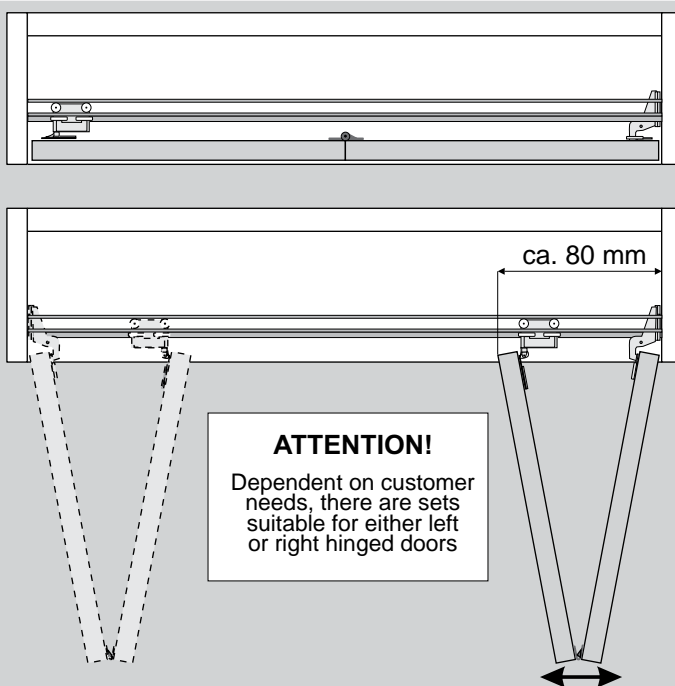
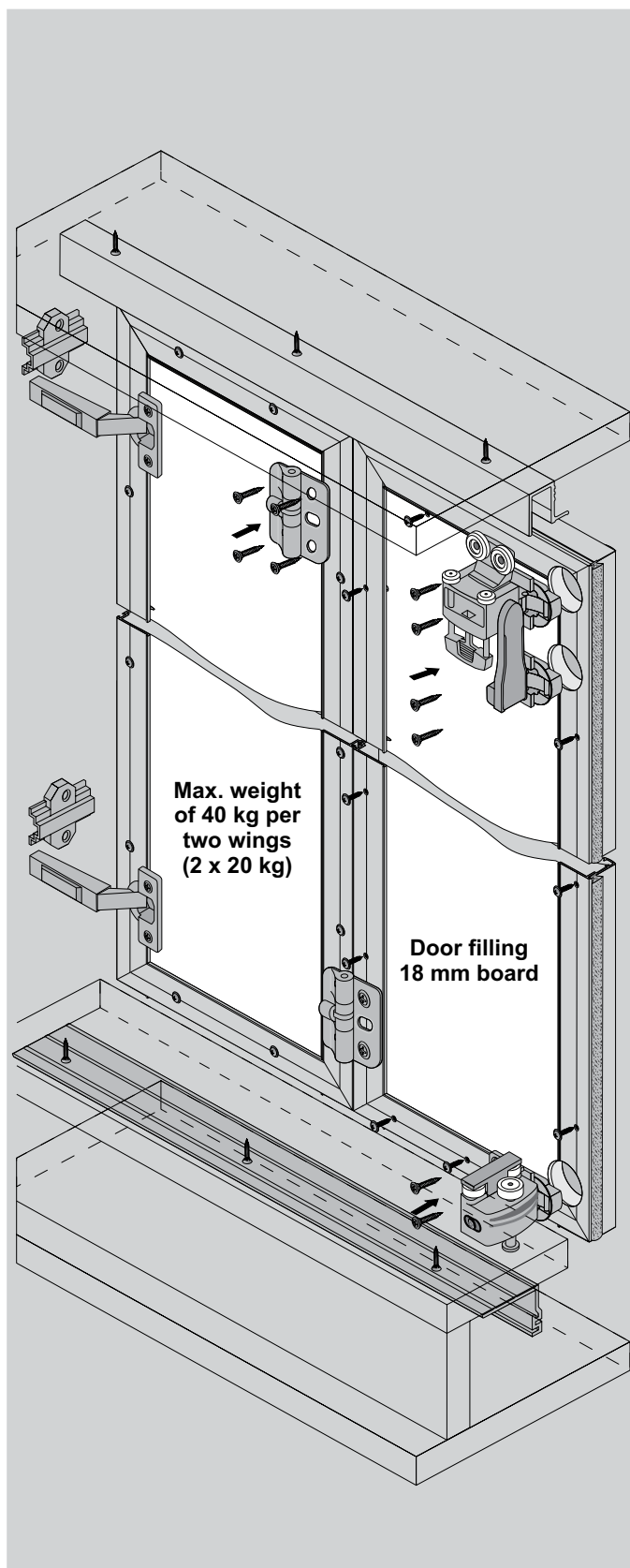
1. Set LINE (right side)
2. Set LINE (left side)

Dimensions of opening



door wing height	- $h_w$	$h_w = H - 6 \text{ mm}$
board height	- $h_b$	$h_b = h_w - 3 \text{ mm}$
door wing width	- $ww$	$ww = (W - 7 \text{ mm}) : 4$
board width	- $W_b$	$w_b = ww - 3 \text{ mm}$



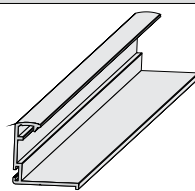


## COMPONENTS

### Set for folding doors Line - left or right

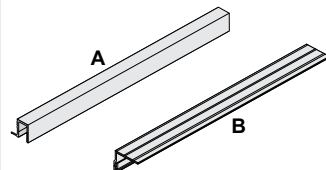
Top carriage	Bottom carriage	clip hinge	hinge	
		X5	X4	
screw. 3.5 x 16 (hinges, carriages) - 34 pcs				
euroscrew (hinge guiding) - 8 pcs				
screws 3 x 13 (guiding tracks) - 12 pcs				
screws 2.5 x 16 (handle) - 30 pcs				

### Frame L24 Slim Line



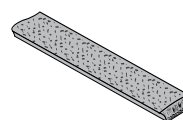
Length  
2.70 m

### Top guiding track Line (A) Bottom guiding track Line (B)



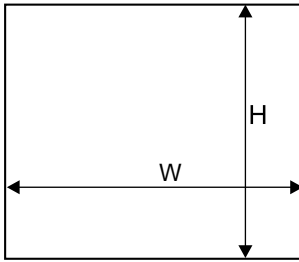
Length  
2.0 m

### Textile door stop 4.8 x 4





Dimensions of opening

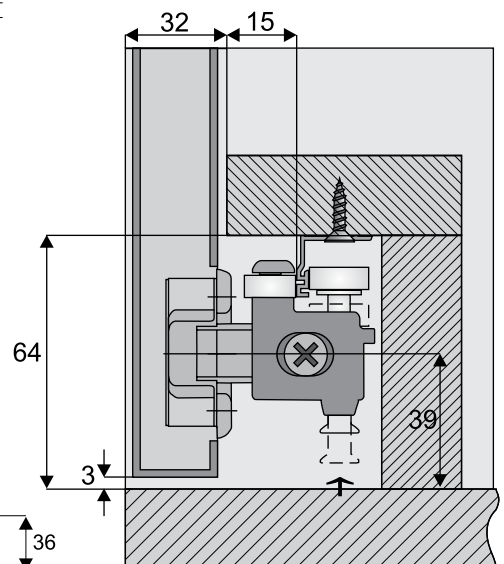
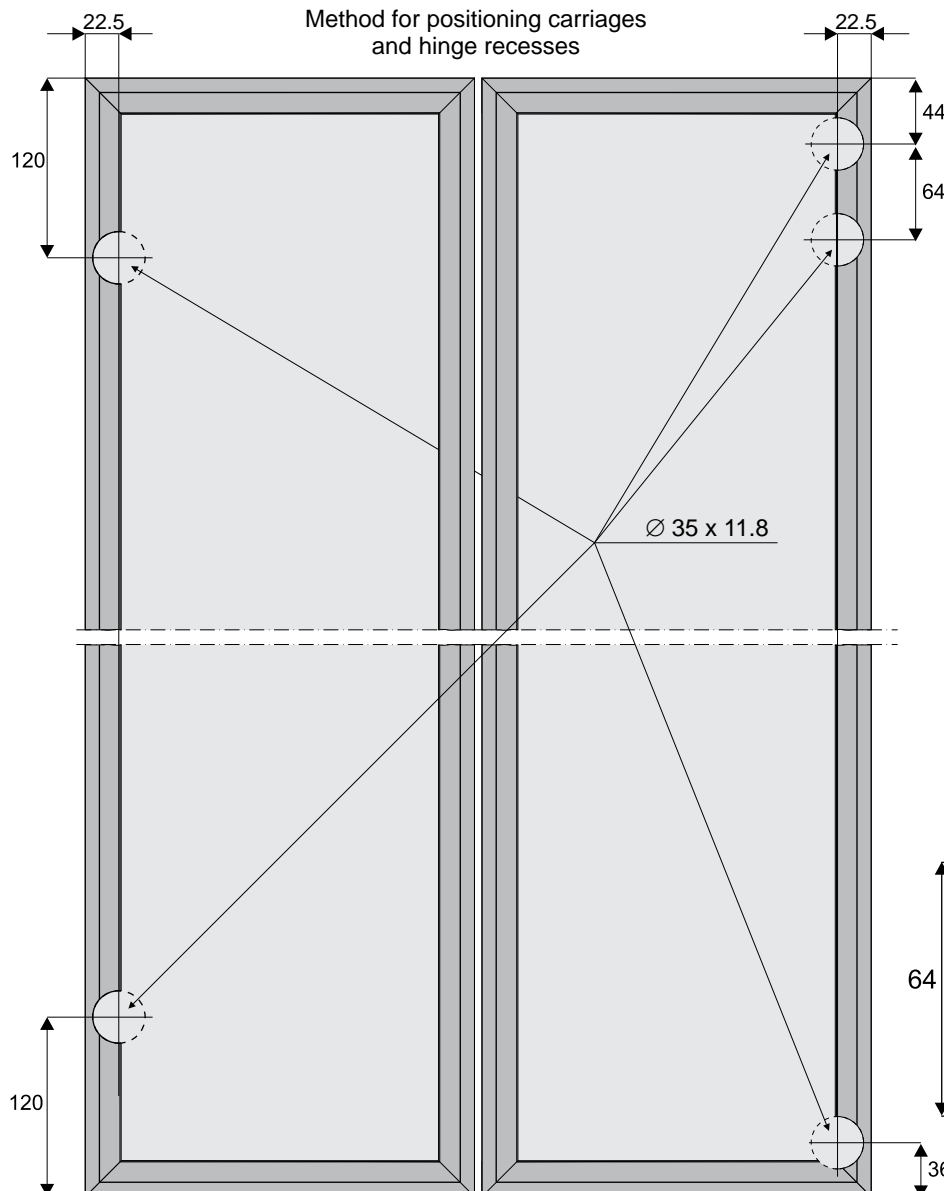
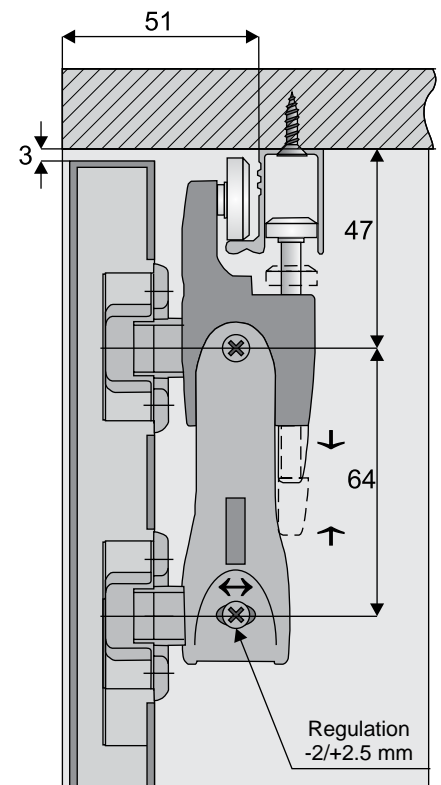
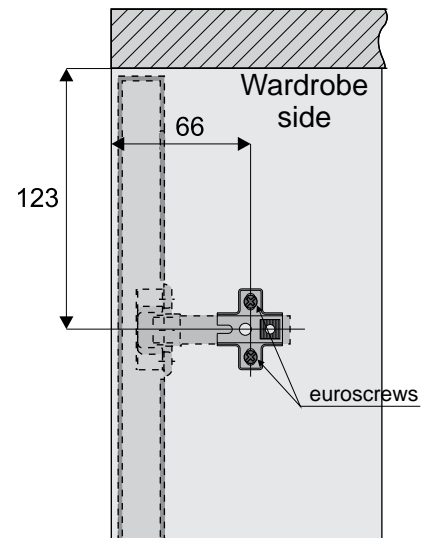


door height	- hw	$hw = H - 6 \text{ mm}$
board height	- hb	$hb = hw - 6 \text{ mm}$
door wing width	- ww	$ww = (W - 6 \text{ mm}) : 2$
board width	- wb	$wb = ww - 6 \text{ mm}$

**Max. weight for 1 wing - 20 kg**

**The weight of 1m<sup>2</sup> of 18 mm board = 13 kg**

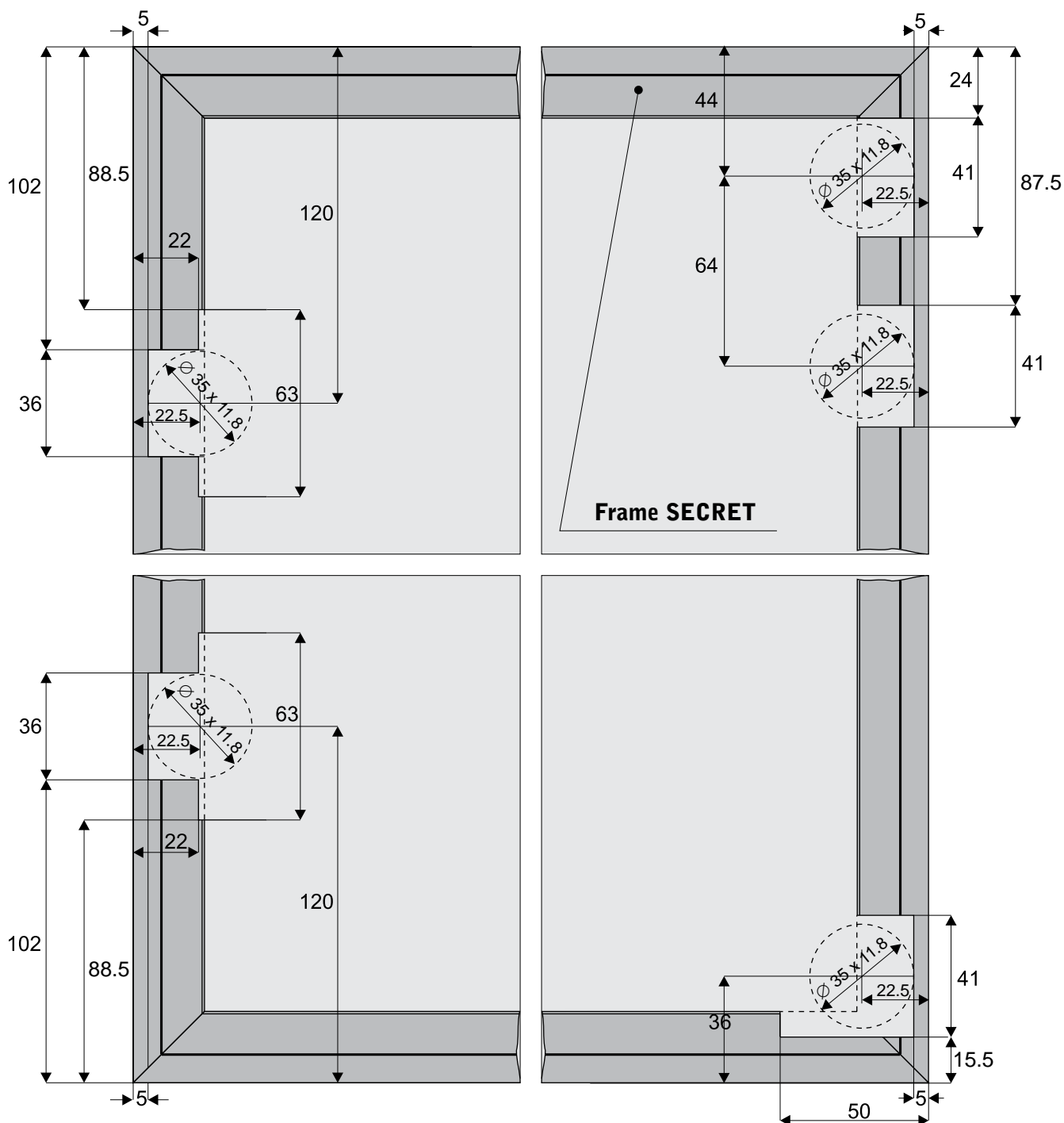
Mounting position  
of hinge seat

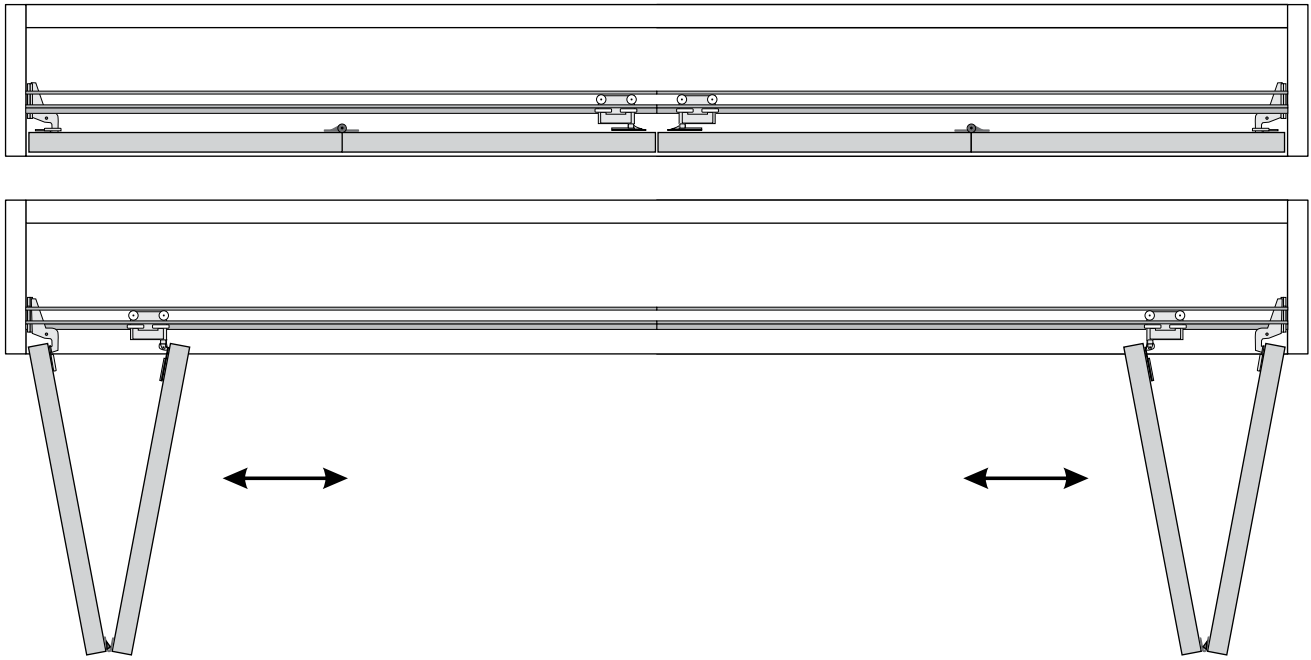




## Method for positioning carriages and hinge recesses

The drawing below shows an alternative method  
 (when it is not possible to cut  
 $\varnothing 35$  mm openings in the aluminium profiles)

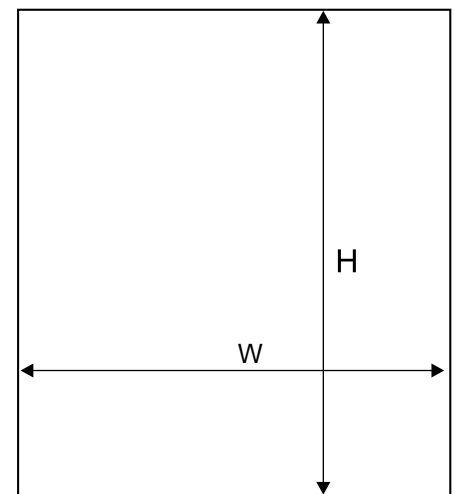




The assembly of folding doors SECRET LINE opened to the right and to the left side requires the use of two sets:

1. Set LINE (right side)
2. Set LINE (left side)

Dimensions of opening




door height	- hw	$hw = H - 6 \text{ mm}$
board height	- hb	$hb = hw - 6 \text{ mm}$
door wing width	- ww	$ww = (W - 7 \text{ mm}) : 4$
board width	- wb	$wb = ww - 6 \text{ mm}$

# SYSTEM DS HERKULES Plus



Folding doors with top carriage system

8 kg	14 kg	16 kg	25 kg	35 kg
40 kg	45 kg	50 kg	60 kg	80 kg
100 kg	120 kg			
10mm BOARD	16mm BOARD	18mm BOARD	16-40mm BOARD	16-50mm BOARD
BOARD+MIRROR	4mm MIRROR	4.5mm GLASS	6mm GLASS	8-12mm GLASS
PARTS	ONE PACK	ABC		EASY BUY

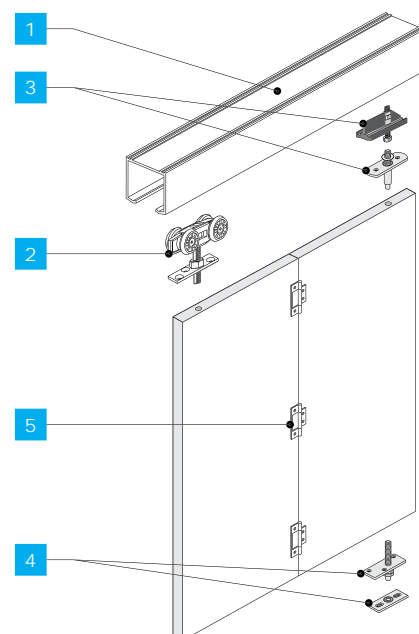


## CHARACTERISTICS

► Application	Folding doors
► Track	Single
▼ Carriage system	Top
► Top guide	Roller bearing carriage + vertical hinge
► Bottom guide	Vertical hinge
► Construction	Board
► Filling thickness	16-40 mm
► Filling type	Board 16-40 mm
► Max. door load	50 kg (2 x 25), 80 kg (2 x 40)
► Max. handle length	n/a
► Textile door stops	n/a
► Anti-dust brushes	n/a
► Sales programme	ONE PACK + components are available individually
► Decorative profile programme	n/a

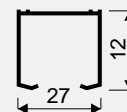
## USAGE

- Folding doors, built-in furniture, walk-in wardrobes, wardrobes



Track **HERKULES PLUS**

CODE	COLOUR	LENGTH (mm)	COLLECTIVE PACKAGING	PRICED PER	NET PRICE
214-380	RAW	1200	8	ITEM	
214-371	RAW	1500	8	ITEM	
214-372	RAW	1800	8	ITEM	
214-373	RAW	2000	8	ITEM	
214-375	RAW	2400	8	ITEM	
214-377	RAW	3000	8	ITEM	
214-378	RAW	4000	8	ITEM	
214-379	RAW	6000	8	ITEM	

Carriage **HP25 HERKULES Plus**

CODE	COLLECTIVE PACKAGING	PRICED PER	NET PRICE
215-092	100	ITEM	

Carriage **HP40 HERKULES Plus**

CODE	COLLECTIVE PACKAGING	PRICED PER	NET PRICE
215-093	100	ITEM	

Top pivot with seat  
**HERKULES Plus**

CODE	COLLECTIVE PACKAGING	PRICED PER	NET PRICE
132-021	300	ITEM	

Bottom pivot with seat  
**HERKULES Plus**

CODE	COLLECTIVE PACKAGING	PRICED PER	NET PRICE
132-022	300	ITEM	





Hinge 25 kg



CODE	COLLECTIVE PACKAGING	PRICED PER	NET PRICE
134-121	300	ITEM	

Hinge 40 kg



CODE	COLLECTIVE PACKAGING	PRICED PER	NET PRICE
134-102	300	ITEM	

Clip hinge



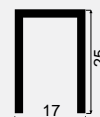
CODE	COLOUR	COLLECTIVE PACKAGING	PRICED PER	NET PRICE
134-126	SILVER	400	ITEM	
134-124	SATIN	400	ITEM	
134-125	GOLD	400	ITEM	

Guiding bush **1102**

CODE	COLLECTIVE PACKAGING	PRICED PER	NET PRICE
219-489	100	ITEM	

Channel **1109**

CODE	COLOUR	LENGTH (mm)	COLLECTIVE PACKAGING	PRICED PER	NET PRICE
214-866	SILVER	2000	10	ITEM	
214-867	SILVER	3000	10	ITEM	
214-818	SILVER	4000	10	ITEM	
214-819	SILVER	5000	10	ITEM	
214-820	SILVER	6000	10	ITEM	




**SET**  
**HERKULES Plus HP2/25**

**i** Set with track for 2 wings, up to 25 kg


DESCRIPTION	CODE	1200 mm	1500 mm
SET CODE		221-300	221-301
Track HERKULES Plus	214-380 / 214-371	1 pc	1 pc
Carriage HP 25	215-092	1 pc	1 pc
Top pivot with seat	132-021	1 pc	1 pc
Bottom pivot with seat	132-022	1 pc	1 pc
Hinge 25 kg	134-121	3 pcs	3 pcs
Screws	-	COLLECTIVE PACKAGE	COLLECTIVE PACKAGE
Assembly instructions	-	1 copy	1 copy
NET PRICE			

**SET**  
**HERKULES Plus HP2/40**

**i** Set with track for 2 wings, up to 40 kg

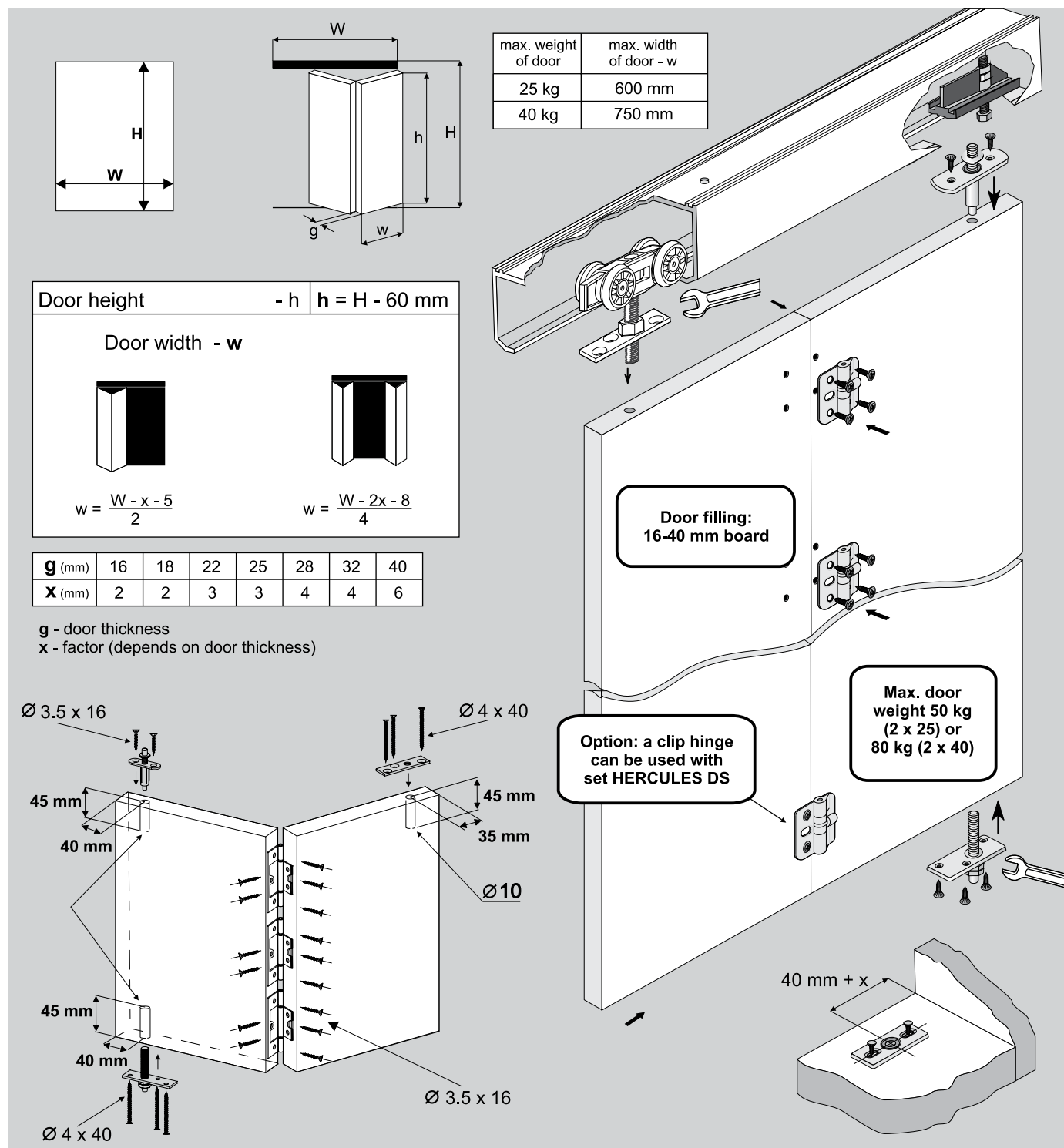

DESCRIPTION	CODE	1200 mm	1500 mm
SET CODE		221-320	221-321
Track HERKULES Plus	214-380 / 214-371	1 pc	1 pc
Carriage HP 40	215-093	1 pc	1 pc
Top pivot with seat	132-021	1 pc	1 pc
Bottom pivot with seat	132-022	1 pc	1 pc
Hinge 40 kg	134-102	3 pcs	3 pcs
Screws	-	COLLECTIVE PACKAGE	COLLECTIVE PACKAGE
Assembly instructions	-	1 copy	1 copy
NET PRICE			

 Components of set without track  
**HERKULES Plus 25 kg**

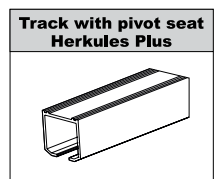

DESCRIPTION	CODE	for 2 wings
SET CODE		229-026
Carriage HP 25	215-092	1 pc
Top pivot with seat	132-021	1 pc
Bottom pivot with seat	132-022	1 pc
Hinge 25 kg	134-121	3 pcs
Screws	-	COLLECTIVE PACKAGE
Assembly instructions	-	1 copy
NET PRICE		

 Components of set without track  
**HERKULES Plus 40 kg**


DESCRIPTION	CODE	for 2 wings
SET CODE		229-028
Carriage HP 40	215-093	1 pc
Top pivot with seat	132-021	1 pc
Bottom pivot with seat	132-022	1 pc
Hinge 40 kg	134-102	3 pcs
Screws	-	COLLECTIVE PACKAGE
Assembly instructions	-	1 copy
NET PRICE		

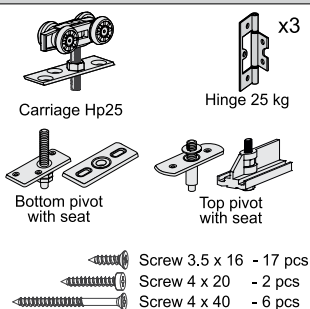


## COMPONENTS

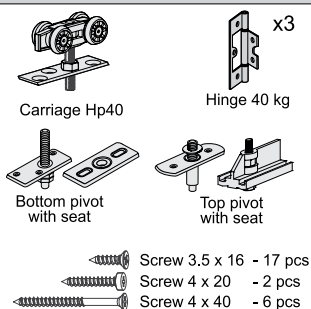


Length  
1.2 m, 1.5 m, 1.8 m,  
2.0 m, 2.4 m, 3.0 m,  
4.0 m, 6.0 m

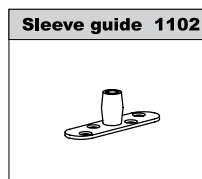
### Set Herkules Plus - 25 kg



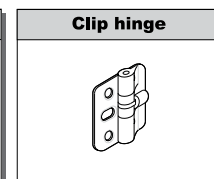
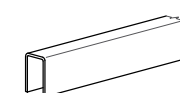
### Set Herkules Plus - 40 kg



## OPTIONS



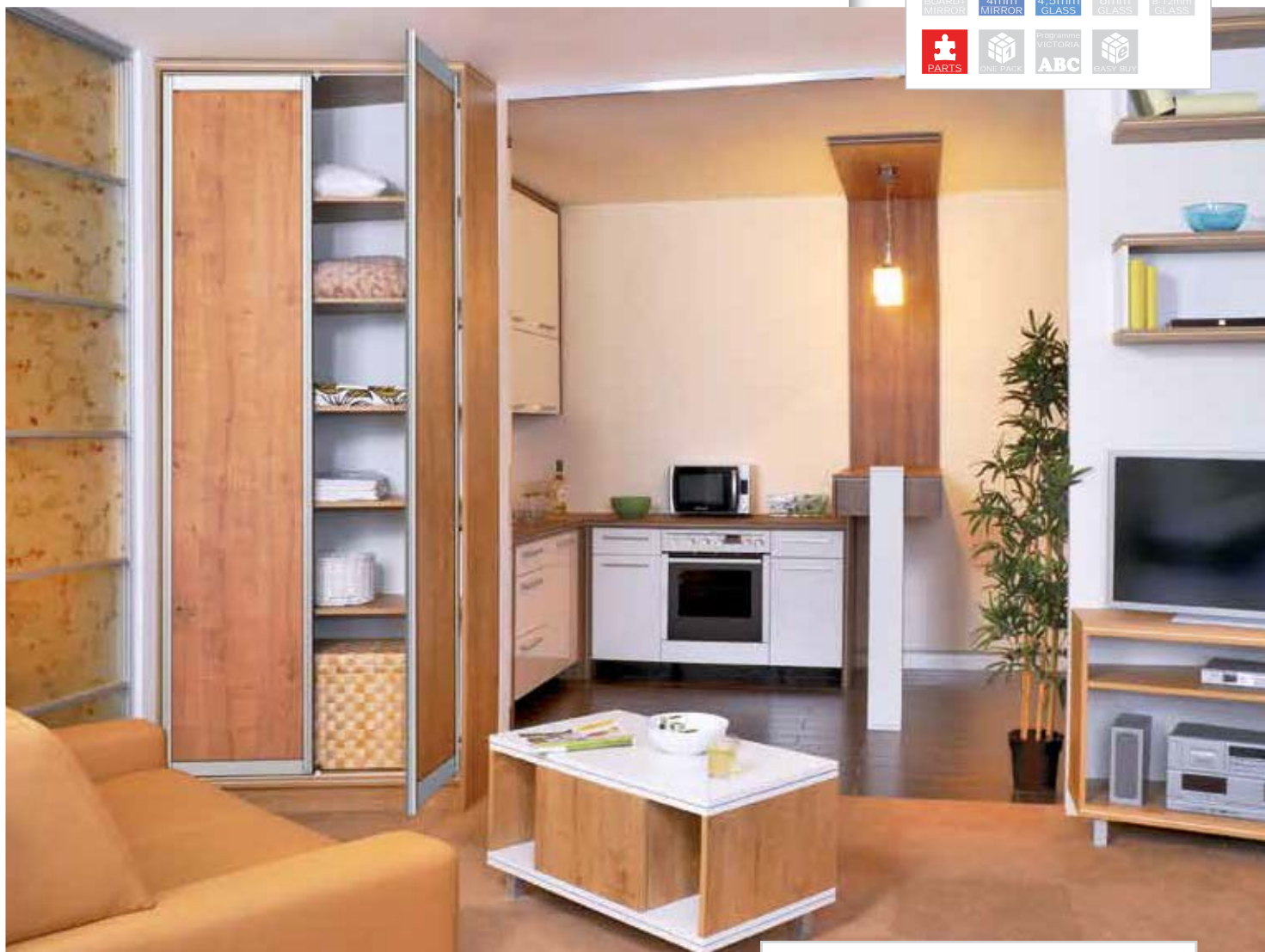
### C-profile steel 1102



Length 2.0 m, 3.0 m,  
4.0 m, 5.0 m, 6.0 m

# SYSTEM DR 10

Pull apart doors

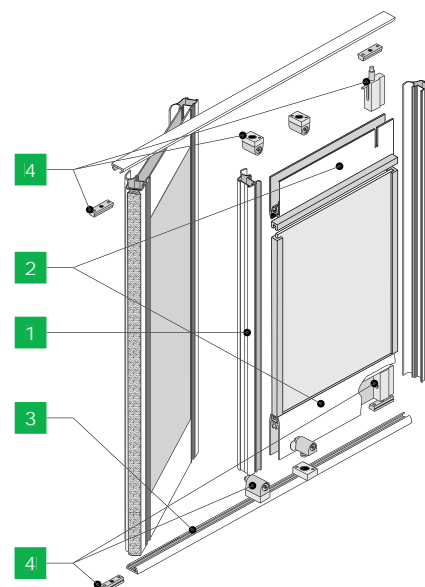


## CHARACTERISTICS

► Application	Pull apart doors
► Track	Single
▼ Carriage system	n/a
► Top guide	Vertical hinge
► Bottom guide	Vertical hinge
► Construction	Frame
► Filling thickness	10 mm
► Filling type	10 mm MFC or 4.5 mm safety glass or 4 mm mirror
► Max. door load	25 kg
► Max. handle length	2.70 m
► Textile door stops	Yes
► Anti-dust brushes	n/a
► Sales programme	Components are available individually
► Decorative profile programme	n/a

## USAGE

- Pull apart doors, built-in furniture, walk-in wardrobes, wardrobes, attics

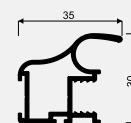




## Handle 10-KA II



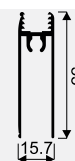
CODE	COLOUR	LENGTH (mm)	COLLECTIVE PACKAGING	PRICED PER	NET PRICE
02287	SILVER	2700	20	ITEM	
02286	LIGHT BROWN	2700	20	ITEM	
02288	GOLD	2700	20	ITEM	



## Horizontal profile Decor

**DECOR**

CODE	COLOUR	LENGTH (mm)	COLLECTIVE PACKAGING	PRICED PER	NET PRICE
00161	SILVER	1700	12	ITEM	
00152	LIGHT BROWN	1700	12	ITEM	
00164	GOLD	1700	12	ITEM	
02490	LIGHT BROWN with brushed effect	1700	12	ITEM	
03091	BLACK with brushed effect	1750	12	ITEM	
03094	COGNAC with brushed effect	1750	12	ITEM	
00162	SILVER	2350	12	ITEM	
00153	LIGHT BROWN	2350	12	ITEM	
00165	GOLD	2350	12	ITEM	
02491	LIGHT BROWN with brushed effect	2350	12	ITEM	
03092	BLACK with brushed effect	2350	12	ITEM	
03095	COGNAC with brushed effect	2350	12	ITEM	
00163	SILVER	3000	12	ITEM	
00155	LIGHT BROWN	3000	12	ITEM	
00166	GOLD	3000	12	ITEM	
02492	LIGHT BROWN with brushed effect	3000	12	ITEM	
03093	BLACK with brushed effect	3000	12	ITEM	
03096	COGNAC with brushed effect	3000	12	ITEM	
02764	SILVER	6000	12	ITEM	
02763	LIGHT BROWN	6000	12	ITEM	
02827	GOLD	6000	12	ITEM	

Top / bottom track **FIRST**

CODE	COLOUR	LENGTH (mm)	COLLECTIVE PACKAGING	PRICED PER	NET PRICE
00910	SILVER	1200	60	ITEM	
00901	LIGHT BROWN	1200	60	ITEM	
00913	GOLD	1200	60	ITEM	
00911	SILVER	1800	60	ITEM	
00902	LIGHT BROWN	1800	60	ITEM	
00914	GOLD	1800	60	ITEM	
00912	SILVER	3000	60	ITEM	
00903	LIGHT BROWN	3000	60	ITEM	
00915	GOLD	3000	60	ITEM	
02903	SILVER	3600	60	ITEM	
02902	LIGHT BROWN	3600	60	ITEM	
02904	GOLD	3600	60	ITEM	



Set for pull-apart doors **ZR-10**

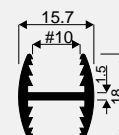


DESCRIPTION	CODE	for 2 wings
SET CODE		10023
Top hinge	-	1 pc.
Bottom hinge	-	1 pc.
Hinge seat	-	2 pcs
Catch seat	-	2 pcs
Magnetic catch	-	2 pcs
Screws	-	COLLECTIVE PACKAGE
Assembly instructions	-	1 pc.
Allen key 2	-	1 pc.
NET PRICE		

**H10 - profile**



CODE	COLOUR	LENGTH (mm)	COLLECTIVE PACKAGING	PRICED PER	NET PRICE
00207	SILVER	3000	30	ITEM	
00204	LIGHT BROWN	3000	30	ITEM	
00208	GOLD	3000	30	ITEM	
02493	LIGHT BROWN with brushed effect	3000	30	ITEM	
03103	BLACK with brushed effect	3000	30	ITEM	
03104	COGNAC with brushed effect	3000	30	ITEM	



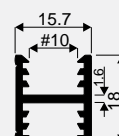
**H10 - Decor profile**



**DECOR**



CODE	COLOUR	LENGTH (mm)	COLLECTIVE PACKAGING	PRICED PER	NET PRICE
01617	SILVER	3000	30	ITEM	
01616	LIGHT BROWN	3000	30	ITEM	
01618	GOLD	3000	30	ITEM	



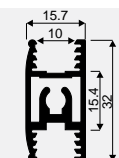
**H30 - Decor profile**



**DECOR**



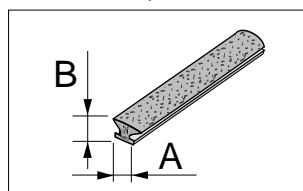
CODE	COLOUR	LENGTH (mm)	COLLECTIVE PACKAGING	PRICED PER	NET PRICE
00222	SILVER	3000	20	ITEM	
00219	LIGHT BROWN	3000	20	ITEM	
00223	GOLD	3000	20	ITEM	



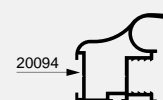
Textile door stop



All brushes on page 372




CODE	NAME	A (mm)	B (mm)	INSTALLATION	COLLECTIVE PACKAGING	PRICED PER	NET PRICE
20094	TEXTILE DOOR STOP	14.5	4	INSERTED	200	RUNNING METRE	

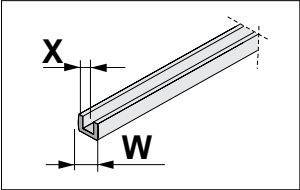


Handle **10-ka II**



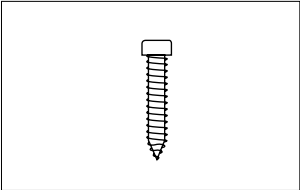
Gasket

 All gaskets on page 372

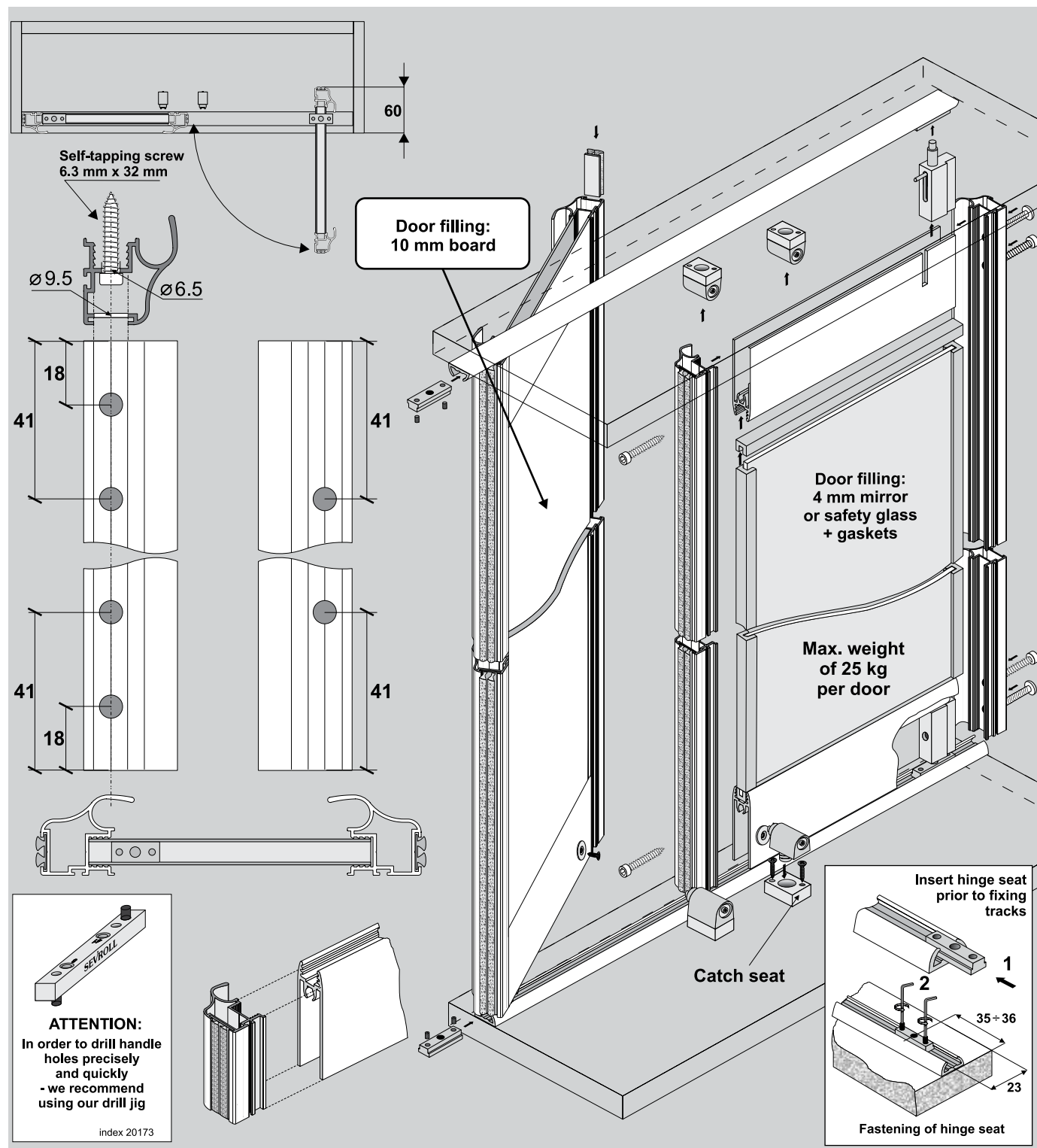


CODE	X (mm)	W (mm)	COLLECTIVE PACKAGING	PRICED PER	NET PRICE
20031	4	10	100	RUNNING METRE	
20032	4.5	10	100	RUNNING METRE	
20033	6	10	100	RUNNING METRE	
20098	6.4	10	100	RUNNING METRE	
20052	8	10	100	RUNNING METRE	











Self-tapping screw



CODE	NAME	DIMENSIONS (mm)	COLLECTIVE PACKAGING	PRICED PER	NET PRICE
20001	self-tapping screw	6.3 x 32	2000	ITEM	



## COMPONENTS

Handle 10-ka II	Set for pull-apart doors Zr10						Horizontal profile Decor	Top/bottom track First
 <p>Textile door stop 14.5 x 4 mm</p>	<p>Top hinge</p> 	<p>Bottom hinge</p> 	<p>Hinge seat</p>  <p>x2</p>	<p>Catch seat</p>  <p>x2</p>	<p>Magnetic seat</p>  <p>Ts. 2,9x9,5 x2</p>	<p>screws 3 x 16 (catch seat) - 4 pcs</p>  <p>Allen key 2</p> 		 <p>22 mm</p>

Length  
2.7 m

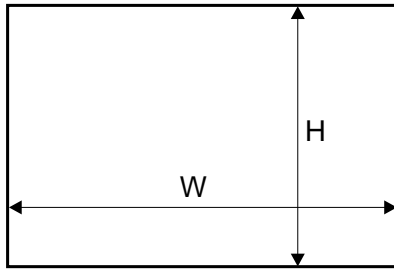
Length  
1.7 m, 2.35 m, 3.0 m, 6.0 m

Length  
1.2 m, 1.8 m, 3.0 m, 3.6 m

You must remember to purchase self-tapping screws to co each door (4 screws per door).  
When using safety glass or mirror, you must also remember to purchase gaskets.



## Dimensions of opening

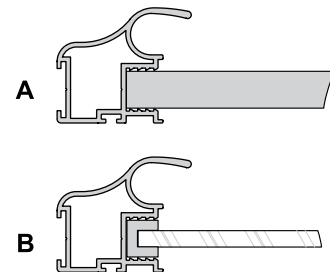


Handle length = door height

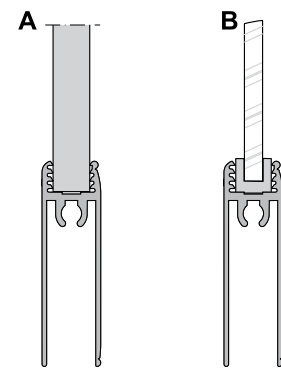
Door height		- h	$h = H - 21 \text{ mm}$
Board height		- hb	$hb = h - 93 \text{ mm}$
Single door system	Door width	- w	$w = W - 5 \text{ mm}$
	Door width	- w	$w = (W - 10 \text{ mm}) : 2$
Two door system		- w	$w = (W - 10 \text{ mm}) : 2$
10 mm board width		- wb	$wb = w - 36 \text{ mm}$
Horizontal profile length		- Pz	$Pz = w - 53 \text{ mm}$

Installation method for fitting 10 mm board (diag. A) and 4 mm mirror or glass (diag. B)

- with handle

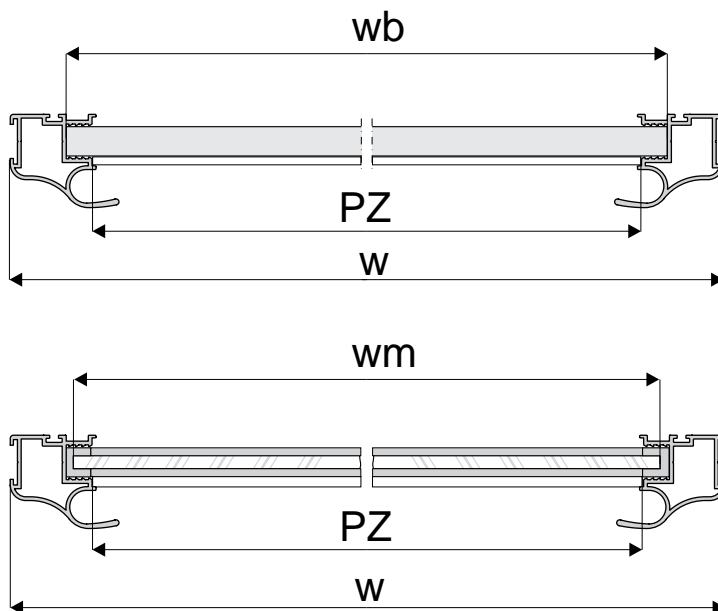


- with horizontal profile



## ATTENTION!

Mirror (4 mm) should be used with a safety backing film. Safety glass (4.5 mm) comprises of two thin layers with a film in-between. Both mirror and glass need fitting gaskets.



## Mirror or safety glass measurements


Mirror height	- hm	$hm = hp - 4 \text{ mm}$
Mirror width	- wm	$wm = dp - 4 \text{ mm}$

## SYSTEM

# DR I 8<sup>LINE</sup> DR MINICOMFORT



Pull apart doors



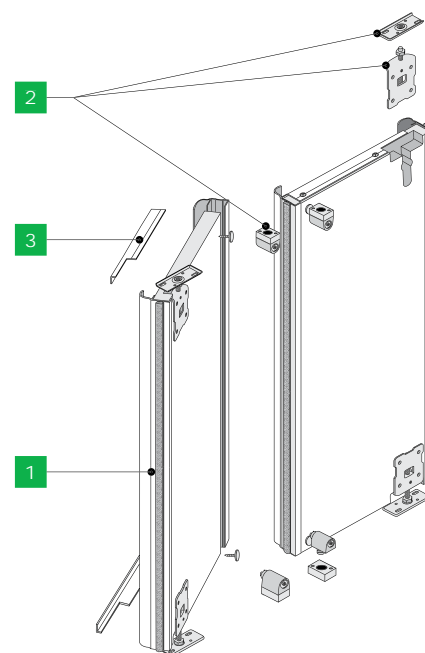
8 kg	14 kg	16 kg	25 kg	35 kg
40 kg	45 kg	50 kg	60 kg	70 kg
100 kg	120 kg			
10mm BOARD	16mm BOARD	18mm BOARD	16-40mm BOARD	16-50mm BOARD
BOARD+MIRROR	4mm MIRROR	4.5mm GLASS	6mm GLASS	8-12mm GLASS
PARTS	ONE PACK	PROGRAMME VICTORIA ABC	BASY BUY	

## CHARACTERISTICS

► Application	Pull apart doors
► Track	n/a
▼ Carriage system	n/a
► Top guide	Vertical hinge
► Bottom guide	Vertical hinge
► Construction	Board
► Filling thickness	18 mm
► Filling type	Board 18 mm
► Max. door load	40 kg
► Max. handle length	2.70 m
► Textile door stops	Yes
► Anti-dust brushes	n/a
► Sales programme	Components are available individually
► Decorative profile programme	n/a

## USAGE

- Pull apart doors, built-in furniture, walk-in wardrobes, wardrobes, attics



Handle **MINICOMFORT II**

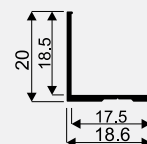
CODE	COLOUR	LENGTH (mm)	COLLECTIVE PACKAGING	PRICED PER	NET PRICE
02742	SILVER	2700	40	ITEM	
02740	LIGHT BROWN	2700	40	ITEM	
02743	GOLD	2700	40	ITEM	

Set for pull-apart doors **ZR18**

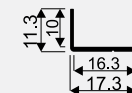
DESCRIPTION	CODE	for 1 wing
SET CODE		10024
Hinge	-	2 pcs
Hinge seat	-	2 pcs
Magnetic catch	-	2 pcs
Catch seat	-	2 pcs
Screws	-	COLLECTIVE PACKAGE
Assembly instructions	-	1 copy
	NET PRICE	

Angle section **ZW 20 x 18**

CODE	COLOUR	LENGTH (mm)	COLLECTIVE PACKAGING	PRICED PER	NET PRICE
00058	SILVER	1700	60	ITEM	
00052	LIGHT BROWN	1700	60	ITEM	
00061	GOLD	1700	60	ITEM	
00059	SILVER	2350	60	ITEM	
00053	LIGHT BROWN	2350	60	ITEM	
00062	GOLD	2350	60	ITEM	
00060	SILVER	3000	60	ITEM	
00054	LIGHT BROWN	3000	60	ITEM	
00063	GOLD	3000	60	ITEM	

Angle section **MINI 11 x 17**

CODE	COLOUR	LENGTH (mm)	COLLECTIVE PACKAGING	PRICED PER	NET PRICE
00102	SILVER	1700	120	ITEM	
00093	LIGHT BROWN	1700	120	ITEM	
00108	GOLD	1700	120	ITEM	
00103	SILVER	2350	120	ITEM	
00094	LIGHT BROWN	2350	120	ITEM	
00109	GOLD	2350	120	ITEM	
00104	SILVER	3000	120	ITEM	
00095	LIGHT BROWN	3000	120	ITEM	
00110	GOLD	3000	120	ITEM	





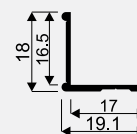
Angle section Mini - Decor



DECOR



CODE	COLOUR	LENGTH (mm)	COLLECTIVE PACKAGING	PRICED PER	NET PRICE
00078	SILVER	1700	60	ITEM	
00069	LIGHT BROWN	1700	60	ITEM	
00081	GOLD	1700	60	ITEM	
02934	LIGHT BROWN with brushed effect	1700	60	ITEM	
03462	BLACK with brushed effect	1700	60	ITEM	
03459	COGNAC with brushed effect	1700	60	ITEM	
00079	SILVER	2350	60	ITEM	
00070	LIGHT BROWN	2350	60	ITEM	
00082	GOLD	2350	60	ITEM	
02935	LIGHT BROWN with brushed effect	2350	60	ITEM	
03463	BLACK with brushed effect	2350	60	ITEM	
03460	COGNAC with brushed effect	2350	60	ITEM	
00080	SILVER	3000	60	ITEM	
00071	LIGHT BROWN	3000	60	ITEM	
00083	GOLD	3000	60	ITEM	
02936	LIGHT BROWN with brushed effect	3000	60	ITEM	
03464	BLACK with brushed effect	3000	60	ITEM	
03461	COGNAC with brushed effect	3000	60	ITEM	



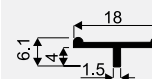
T profile 04 - Decor



DECOR



CODE	COLOUR	LENGTH (mm)	COLLECTIVE PACKAGING	PRICED PER	NET PRICE
00691	SILVER	3000	60	ITEM	
00688	LIGHT BROWN	3000	60	ITEM	
00692	GOLD	3000	60	ITEM	



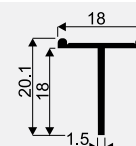
T profile I8 - Decor



DECOR



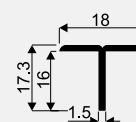
CODE	COLOUR	LENGTH (mm)	COLLECTIVE PACKAGING	PRICED PER	NET PRICE
01373	SILVER	3000	60	ITEM	
01370	LIGHT BROWN	3000	60	ITEM	
01374	GOLD	3000	60	ITEM	



T profile ZW



CODE	COLOUR	LENGTH (mm)	COLLECTIVE PACKAGING	PRICED PER	NET PRICE
00706	SILVER	3000	60	ITEM	
00703	LIGHT BROWN	3000	60	ITEM	
00707	GOLD	3000	60	ITEM	



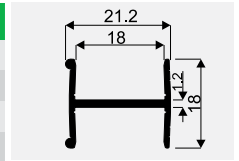




## H18 - Decor profile

18mm  
BOARD**DECOR**

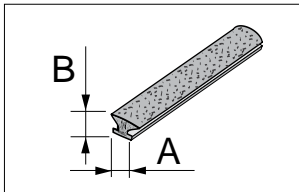
CODE	COLOUR	LENGTH (mm)	COLLECTIVE PACKAGING	PRICED PER	NET PRICE
00215	SILVER	3000	60	ITEM	
00212	LIGHT BROWN	3000	60	ITEM	
00216	GOLD	3000	60	ITEM	
02937	LIGHT BROWN with brushed effect	3000	60	ITEM	
03466	BLACK with brushed effect	3000	60	ITEM	
03465	COGNAC with brushed effect	3000	60	ITEM	



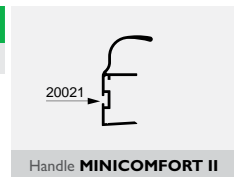
## Textile door stop

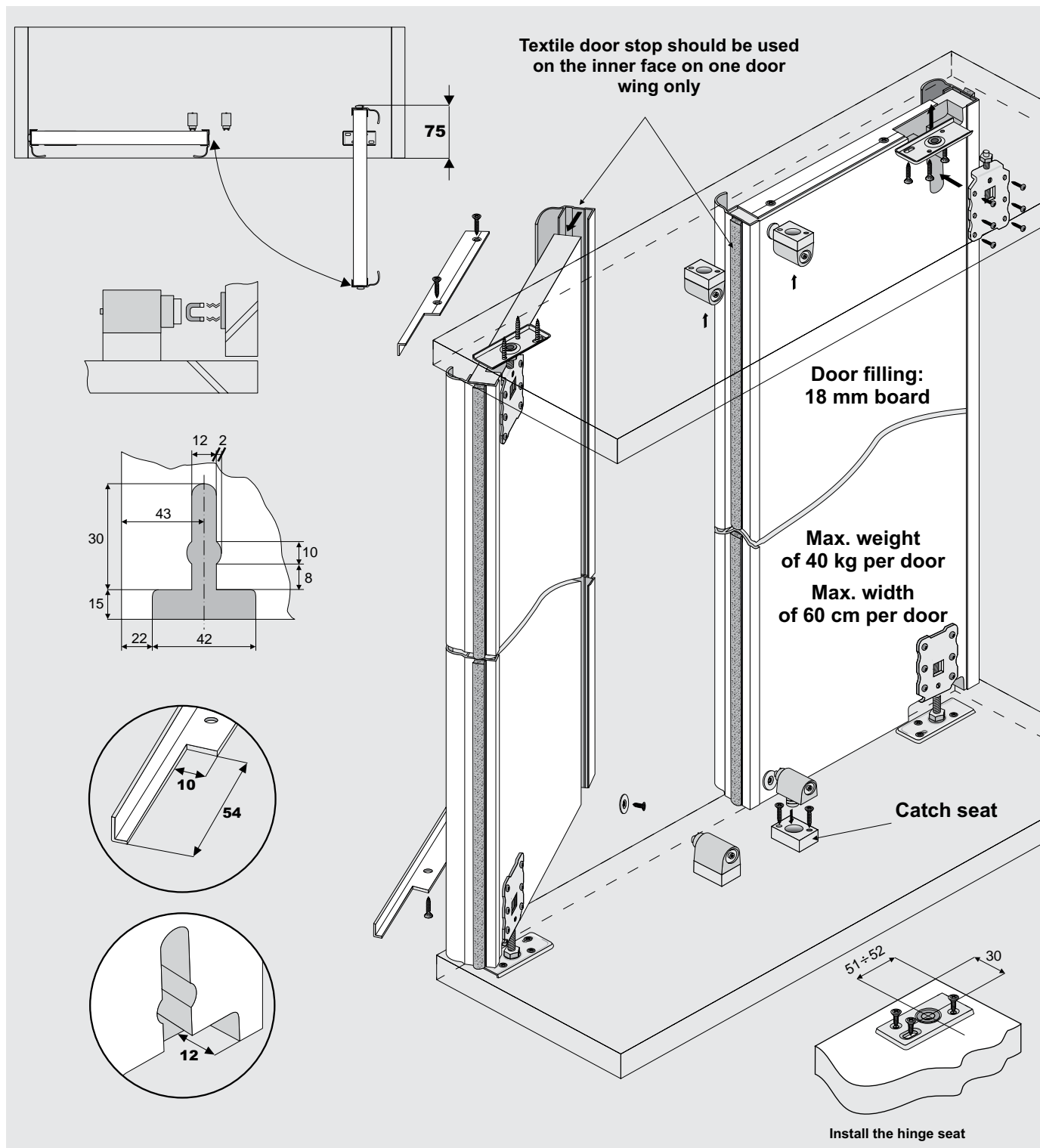


All brushes on page 372



CODE	NAME	A (mm)	B (mm)	INSTALLATION	COLLECTIVE PACKAGING	PRICED PER	NET PRICE
20021	TEXTILE DOOR STOP	4.8	6	INSERTED	400	RUNNING METRE	

Handle **MINICOMFORT II**

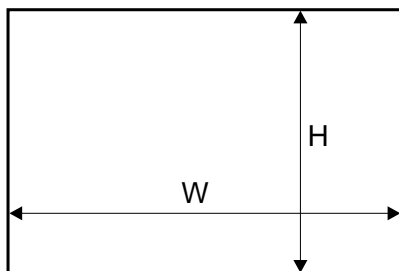


## COMPONENTS

Handle Minicomfort II		Set for pull-apart door ZR18				Angle section MINI
<p>Textile door stop 4.8 x 6</p> <p># 18 mm</p>	<p>Hinge seat</p> <p>X2</p>	<p>Hinge seat</p> <p>X2</p>	<p>Magnetic catch</p> <p>Ts 2.9 x 9.5</p> <p>x2</p>	<p>Catch seat</p> <p>X2</p>	<p>screws 3 x 12 (vertical hinge) -12 pcs</p> <p>screws 3.5 x 16 (hinge hinge) - 8 pcs</p> <p>screws 3 x 16 (catch hinge) - 4 pcs</p>	<p>11 mm x 17 mm</p>
Length 2.7 m						Length 1.7 m, 2.35 m, 3 m



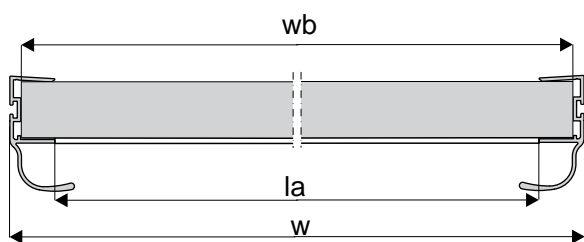
## Dimensions of opening



ATTENTION! Calculation for handle with space for brush instering

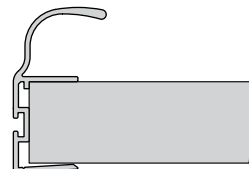
Handle length = door height

Door height	- h	$h = H - 13 \text{ mm}$
Board height	- hb	$hb = h - 3 \text{ mm}$
<b>Single door system</b>	Door width - w	$w = W - 9 \text{ mm}$
<b>Two door system</b>	Door width - w	$w = (W - 12 \text{ mm}) : 2$
18 mm board width #18	- wb	$wb = w - 7 \text{ mm}$
Angle section mini length	- la	Determined after door construction

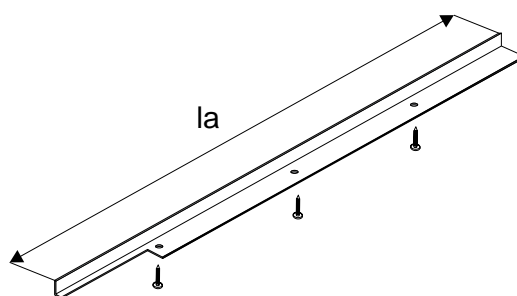


- when fitting handle profiles,  
do not use assembly  
adhesive

### Installation method for a handle 18 mm board



### Installation method for angle section 11 mm x 17 mm



## ATTENTION!

Handle profile should be 3 mm  
longer than board height

## WARNING!


SEVROLL does not bear any responsibility  
for deformation resulting from  
the application of improper quality of board  
(improper storage, improper humidity)

# SYSTEM DR I 8 LINE DR UNICOMFORT

Pull apart doors



8 kg	14 kg	16 kg	25 kg	35 kg
40 kg	45 kg	50 kg	60 kg	70 kg
100 kg	120 kg			
10mm BOARD	16mm BOARD	18mm BOARD	16-40mm BOARD	16-50mm BOARD
BOARD+MIRROR	4mm MIRROR	4.5mm GLASS	6mm GLASS	8-12mm GLASS
PARTS	ONE PACK	PROGRAMME VICTORIA	ABC	EASY BUY

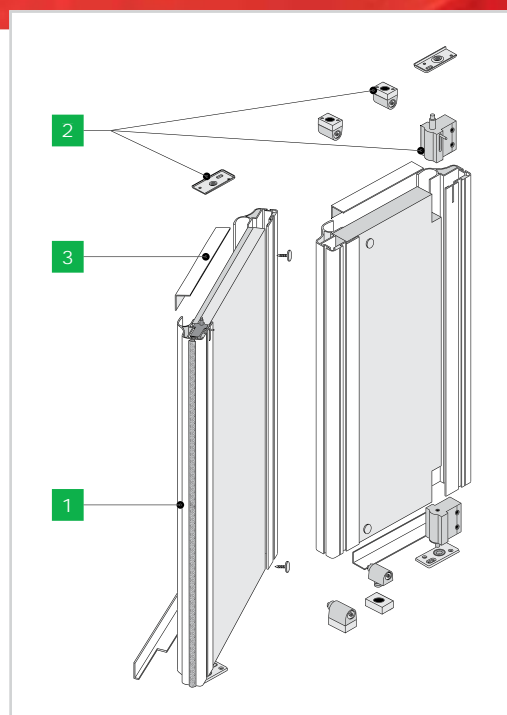


## CHARACTERISTICS

► Application	Pull apart doors
► Track	n/a
▼ Carriage system	n/a
► Top guide	Vertical hinge
► Bottom guide	Vertical hinge
► Construction	Board
► Filling thickness	18 mm
► Filling type	Board 18 mm, board 12 mm, mirror 4 mm
► Max. door load	25 kg
► Max. handle length	2.70 m
► Textile door stops	Yes
► Anti-dust brushes	n/a
► Sales programme	Components are available individually
► Decorative profile programme	n/a

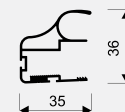

## USAGE

- Pull apart doors, built-in furniture, walk-in wardrobes, wardrobes, attics



Handle **UNICOMFORT II**

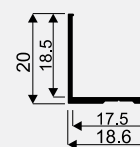
CODE	COLOUR	LENGTH (mm)	COLLECTIVE PACKAGING	PRICED PER	NET PRICE
02728	SILVER	2700	20	ITEM	
02726	LIGHT BROWN	2700	20	ITEM	
02729	GOLD	2700	20	ITEM	

Set for pull-apart doors  
**ZR-18 UNICOMFORT**

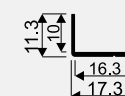
DESCRIPTION	CODE	for 1 wing
SET CODE		10096
Top Hinge	-	1 pc.
Bottom Hinge	-	1 pc.
Hinge seat	-	2 pcs
Magnetic catch	-	2 pcs
Catch seat	-	2 pcs
Screws	-	COLLECTIVE PACKAGE
Assembly instructions	-	1 copy

Angle section **ZW 20 x 18**

CODE	COLOUR	LENGTH (mm)	COLLECTIVE PACKAGING	PRICED PER	NET PRICE
00058	SILVER	1700	60	ITEM	
00052	LIGHT BROWN	1700	60	ITEM	
00061	GOLD	1700	60	ITEM	
00059	SILVER	2350	60	ITEM	
00053	LIGHT BROWN	2350	60	ITEM	
00062	GOLD	2350	60	ITEM	
00060	SILVER	3000	60	ITEM	
00054	LIGHT BROWN	3000	60	ITEM	
00063	GOLD	3000	60	ITEM	

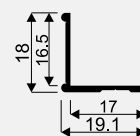
Angle section **MINI 11 x 17**

CODE	COLOUR	LENGTH (mm)	COLLECTIVE PACKAGING	PRICED PER	NET PRICE
00102	SILVER	1700	120	ITEM	
00093	LIGHT BROWN	1700	120	ITEM	
00108	GOLD	1700	120	ITEM	
00103	SILVER	2350	120	ITEM	
00094	LIGHT BROWN	2350	120	ITEM	
00109	GOLD	2350	120	ITEM	
00104	SILVER	3000	120	ITEM	
00095	LIGHT BROWN	3000	120	ITEM	
00110	GOLD	3000	120	ITEM	

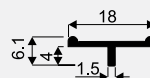


Angle section **K2 - Decor****DECOR**

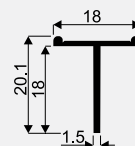
CODE	COLOUR	LENGTH (mm)	COLLECTIVE PACKAGING	PRICED PER	NET PRICE
00078	SILVER	1700	60	ITEM	
00069	LIGHT BROWN	1700	60	ITEM	
00081	GOLD	1700	60	ITEM	
02934	LIGHT BROWN with brushed effect	1700	60	ITEM	
03462	BLACK with brushed effect	1700	60	ITEM	
03459	COGNAC with brushed effect	1700	60	ITEM	
00079	SILVER	2350	60	ITEM	
00070	LIGHT BROWN	2350	60	ITEM	
00082	GOLD	2350	60	ITEM	
02935	LIGHT BROWN with brushed effect	2350	60	ITEM	
03463	BLACK with brushed effect	2350	60	ITEM	
03460	COGNAC with brushed effect	2350	60	ITEM	
00080	SILVER	3000	60	ITEM	
00071	LIGHT BROWN	3000	60	ITEM	
00083	GOLD	3000	60	ITEM	
02936	LIGHT BROWN with brushed effect	3000	60	ITEM	
03464	BLACK with brushed effect	3000	60	ITEM	
03461	COGNAC with brushed effect	3000	60	ITEM	

T profile **04 - Decor****DECOR**

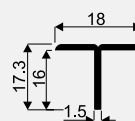
CODE	COLOUR	LENGTH (mm)	COLLECTIVE PACKAGING	PRICED PER	NET PRICE
00691	SILVER	3000	60	ITEM	
00688	LIGHT BROWN	3000	60	ITEM	
00692	GOLD	3000	60	ITEM	

T profile **I8 - Decor****DECOR**

CODE	COLOUR	LENGTH (mm)	COLLECTIVE PACKAGING	PRICED PER	NET PRICE
01373	SILVER	3000	60	ITEM	
01370	LIGHT BROWN	3000	60	ITEM	
01374	GOLD	3000	60	ITEM	

T profile **ZW**

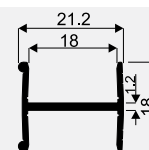
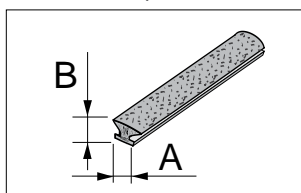
CODE	COLOUR	LENGTH (mm)	COLLECTIVE PACKAGING	PRICED PER	NET PRICE
00706	SILVER	3000	60	ITEM	
00703	LIGHT BROWN	3000	60	ITEM	
00707	GOLD	3000	60	ITEM	



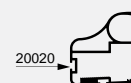


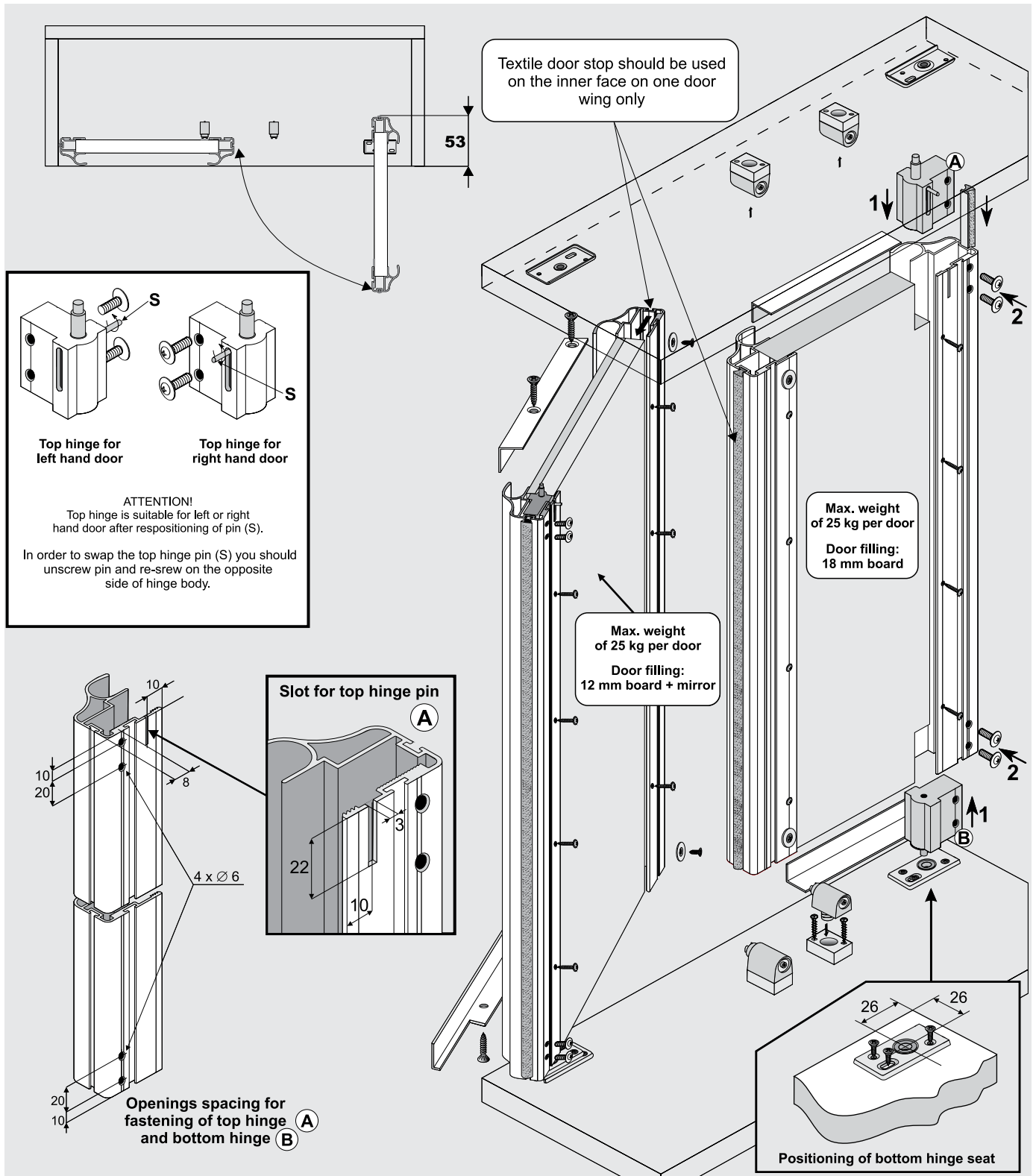
**H18 - Decor profile****DECOR**

CODE	COLOUR	LENGTH (mm)	COLLECTIVE PACKAGING	PRICED PER	NET PRICE
00215	SILVER	3000	60	ITEM	
00212	LIGHT BROWN	3000	60	ITEM	
00216	GOLD	3000	60	ITEM	
02937	LIGHT BROWN with brushed effect	3000	60	ITEM	
03466	BLACK with brushed effect	3000	60	ITEM	
03465	COGNAC with brushed effect	3000	60	ITEM	

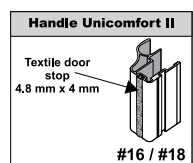
**Textile door stop**
*i* All brushes on page 372


CODE	NAME	A (mm)	B (mm)	INSTALLATION	COLLECTIVE PACKAGING	PRICED PER	NET PRICE
20020	TEXTILE DOOR STOP	4.8	4	INSERTED	550	RUNNING METRE	
20225	TEXTILE DOOR STOP	4.8	4	INSERTED	10	COLLECTIVE PACKAGE (100 r.m.)	

Handle **UNICOMFORT II**

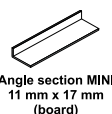


## COMPONENTS

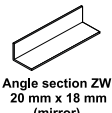


Length  
2.7 m

### Angle section



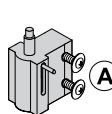
Angle section MINI  
11 mm x 17 mm  
(board)



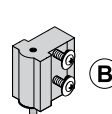
Angle section ZW  
20 mm x 18 mm  
(mirror)

Length  
1.7 m, 2.35 m, 3 m

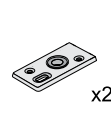
### Set for pull-apart door ZR18 Unicomfort



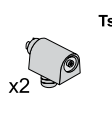
Top hinge



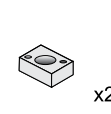
Bottom hinge



Hinge seat



Magnetic catch



Catch seat

Screw 3 x 16 (catch seat)

Screw 2.5 x 16 (handle)

Screw 3.5 x 16 (hinge seat)

- 4 pcs

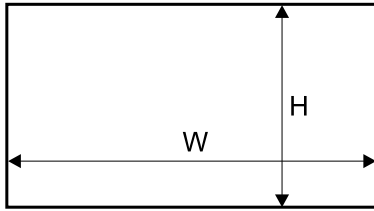
- 8 pcs

- 6 pcs



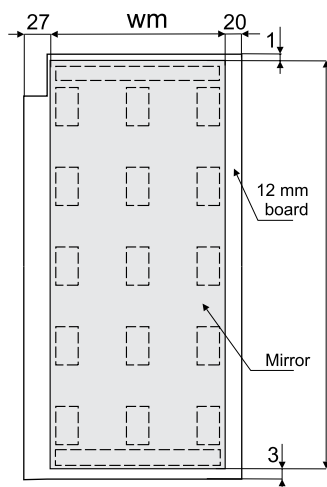
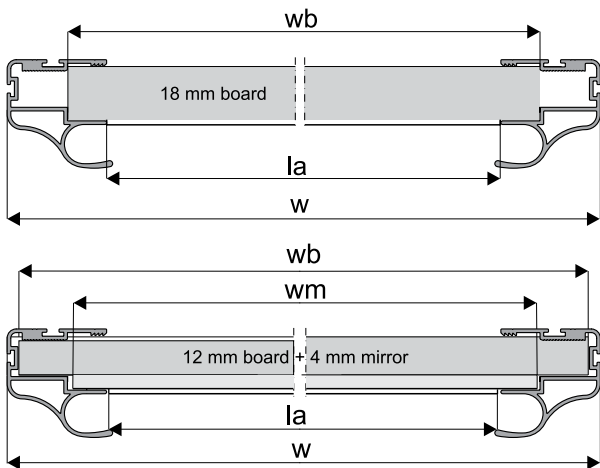


### Dimensions of opening



Handle length = door height

Door height	- h	$h = H - 14 \text{ mm}$
Board height	- hb	$hb = h - 3 \text{ mm}$
Single door system	Door width	- w
		$W = W - 6 \text{ mm}$
Two door system	Door width	- w
		$w = (W - 9 \text{ mm}) : 2$
18 mm board width	- wb	$wb = w - 40 \text{ mm}$
12 mm board width	- wb	$wb = w - 7 \text{ mm}$
Angle section length	- la	Determined after door construction



hm

### Mirror dimensions

Mirror height	- hm	$hm = hb_{12} - 4 \text{ mm}$
Mirror width	- wm	$wm = wb_{12} - 47 \text{ mm}$

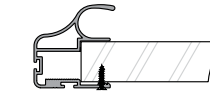
Broken line indicates recommended positioning of double-sided tape.

### ATTENTION:

Board to mirror contact area should be free from dirt and grease before applying double-sided tape.

- When fitting handle profiles, do not use assembly adhesive.
- The tapped handle screw to the plate with screws according to instructions

### Installation method for handle with 18 mm board

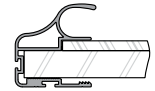


handle UNICOMFORT II

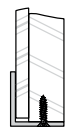


Angle section 11 mm x 17 mm (board)

### Installation method for handle with 12 mm board and 4 mm mirror

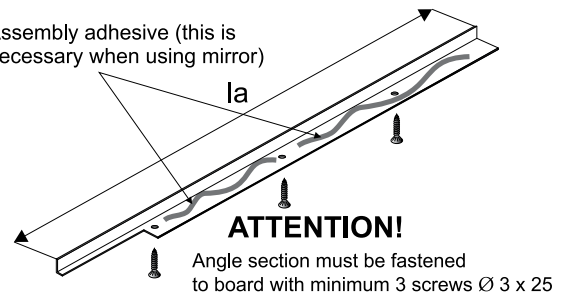


handle UNICOMFORT II

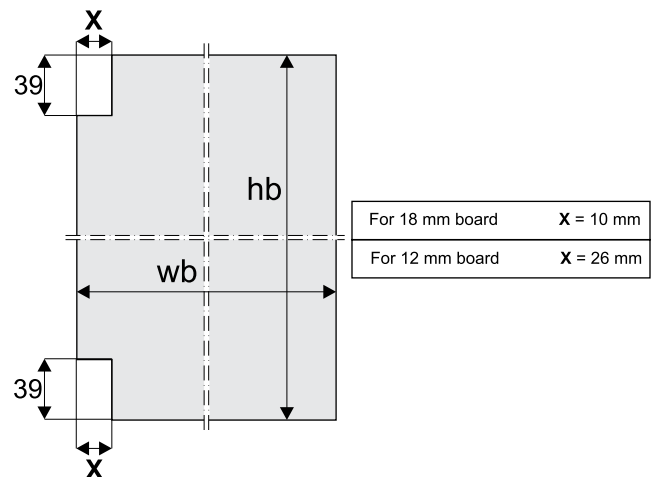


Angle section 20 mm x 18 mm (mirror)

Assembly adhesive (this is necessary when using mirror)



### Board cut for carriage and hinge



### ATTENTION!

Handle profile should be 2 mm longer than board height

### WARNING


**SEVROLL** does not bear any responsibility for deformation resulting from the application of improper quality of boards (improper storage, improper humidity)

# SYSTEM DR OXFORD

Pull apart doors



8 kg	14 kg	16 kg	22 kg	35 kg
40 kg	45 kg	50 kg	60 kg	70 kg
100 kg	120 kg			
10mm BOARD	16mm BOARD	18mm BOARD	16-40mm BOARD	16-50mm BOARD
BOARD+MIRROR	4mm MIRROR	4.5mm GLASS	6mm GLASS	8-12mm GLASS
PARTS	ONE PACK	ABC	BASY BUY	

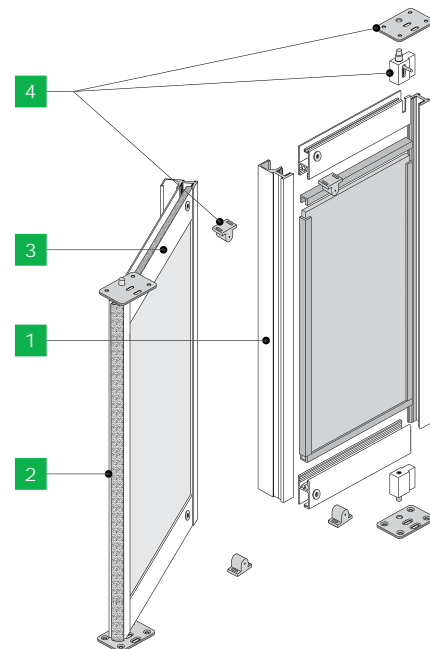


## CHARACTERISTICS

► Application	Pull apart doors
► Track	n/a
▼ Carriage system	n/a
► Top guide	Vertical hinge
► Bottom guide	Vertical hinge
► Construction	Frame
► Filling thickness	10 mm
► Filling type	10 mm MFC or 4.5 mm safety glass or 4 mm mirror
► Max. door load	22 kg
► Max. handle length	2.70 m
► Textile door stops	Yes
► Anti-dust brushes	n/a
► Sales programme	ONE PACK + components are available individually
► Decorative profile programme	DECOR

## USAGE

- Pull apart doors, built-in furniture, walk-in wardrobes, wardrobes, attics





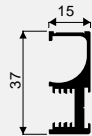
Handle **OXFORD**



**DECOR**



CODE	COLOUR	LENGTH (mm)	COLLECTIVE PACKAGING	PRICED PER	NET PRICE
02385	SILVER	2700	20	ITEM	
02386	LIGHT BROWN	2700	20	ITEM	
02387	GOLD	2700	20	ITEM	



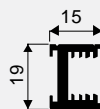
Outer profile **OXFORD**



**DECOR**



CODE	COLOUR	LENGTH (mm)	COLLECTIVE PACKAGING	PRICED PER	NET PRICE
02388	SILVER	2700	20	ITEM	
02389	LIGHT BROWN	2700	20	ITEM	
02390	GOLD	2700	20	ITEM	



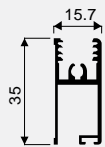
Horizontal strip **OXFORD**



**DECOR**



CODE	COLOUR	LENGTH (mm)	COLLECTIVE PACKAGING	PRICED PER	NET PRICE
02391	SILVER	1600	12	ITEM	
02392	LIGHT BROWN	1600	12	ITEM	
02393	GOLD	1600	12	ITEM	



Set for pull-apart doors  
**ZR OXFORD**



DESCRIPTION	CODE	for 1 wing
SET CODE		10100
Top hinge	-	1 pc.
Bottom hinge	-	1 pc.
Hinge seat	-	4 pcs
Magnetic catch	-	2 pcs
Screws	-	COLLECTIVE PACKAGE
Assembly instructions	-	1 copy
	NET PRICE	

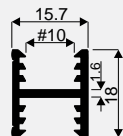
**H10 - Decor profile**



**DECOR**



CODE	COLOUR	LENGTH (mm)	COLLECTIVE PACKAGING	PRICED PER	NET PRICE
01617	SILVER	3000	30	ITEM	
01616	LIGHT BROWN	3000	30	ITEM	
01618	GOLD	3000	30	ITEM	





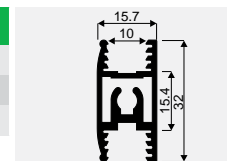
## H30 - Decor profile



DECOR

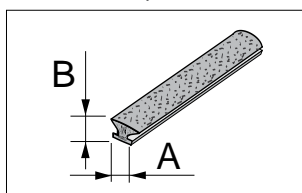


CODE	COLOUR	LENGTH (mm)	COLLECTIVE PACKAGING	PRICED PER	NET PRICE
00222	SILVER	3000	20	ITEM	
00219	LIGHT BROWN	3000	20	ITEM	
00223	GOLD	3000	20	ITEM	

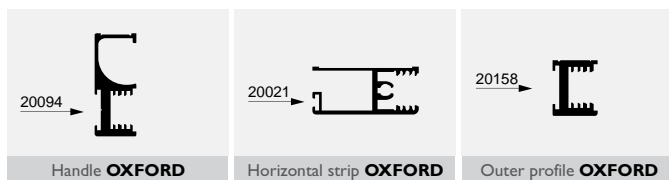


## Textile door stop

**i** All brushes on page 372

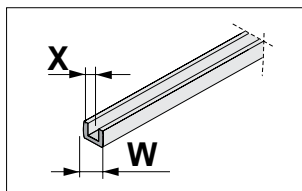


CODE	NAME	A (mm)	B (mm)	INSTALLATION	COLLECTIVE PACKAGING	PRICED PER	NET PRICE
20021	TEXTILE DOOR STOP	4.8	6	INSERTED	400	RUNNING METRE	
20294	TEXTILE DOOR STOP	14.5	4	INSERTED	200	RUNNING METRE	
20224	TEXTILE DOOR STOP	14.5	4	INSERTED	10	COLLECTIVE PACKAGE (60 r.m.)	
20158	TEXTILE DOOR STOP	14.5	6	INSERTED	200	RUNNING METRE	



## GASKET

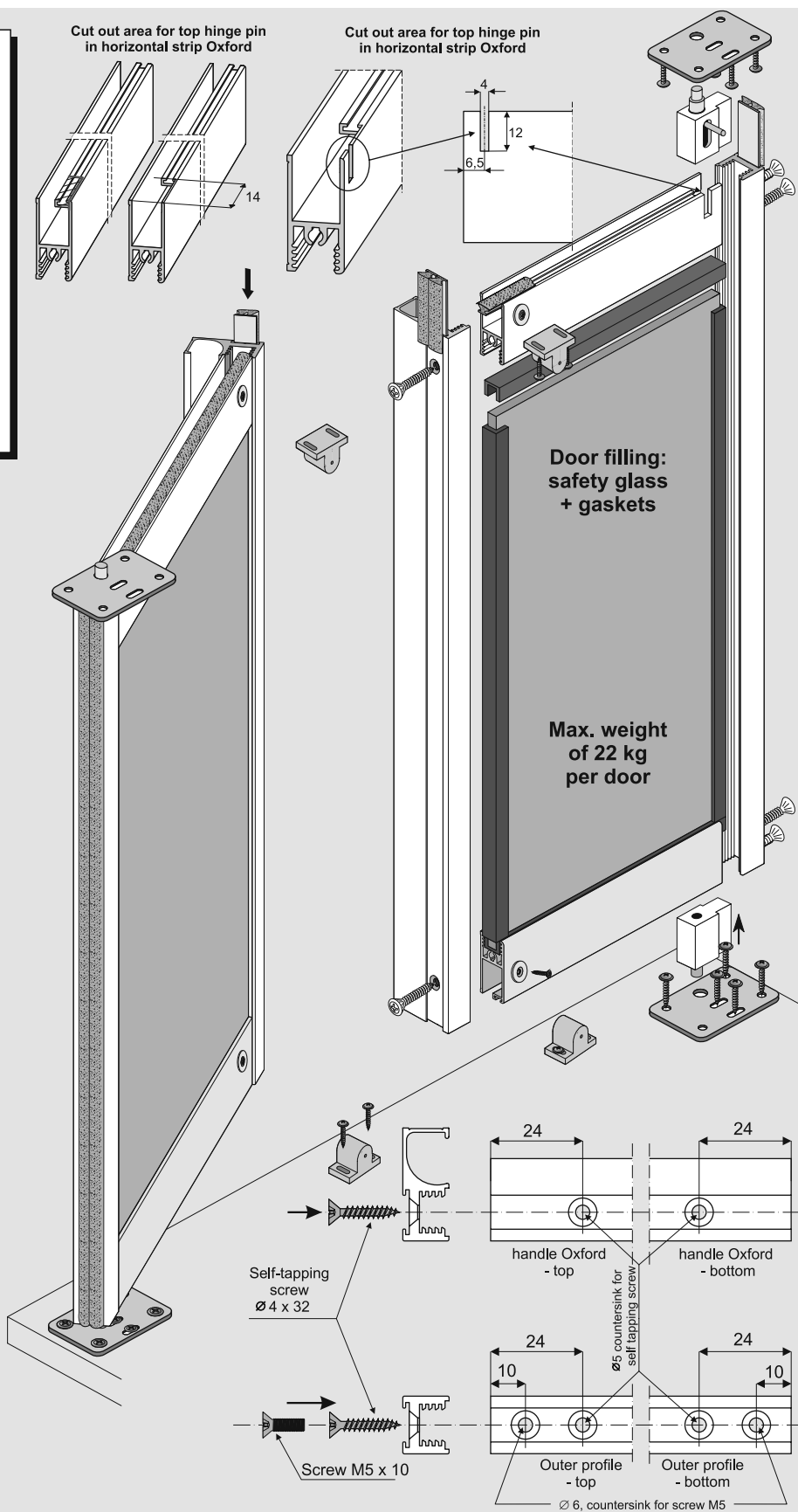
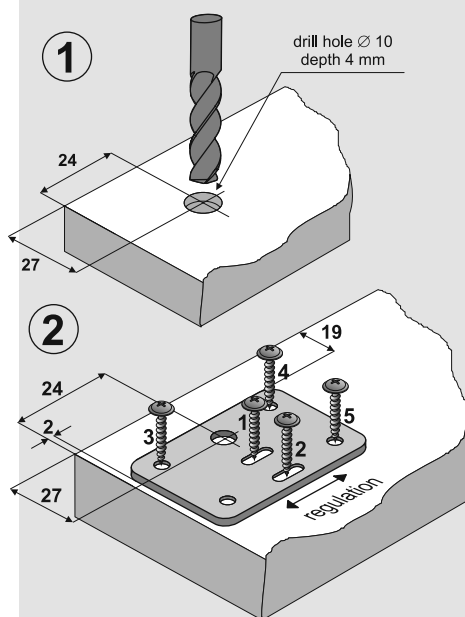
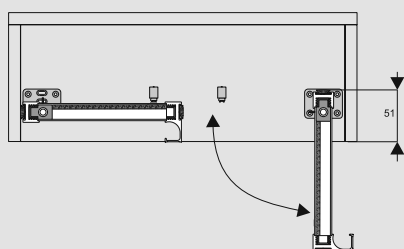
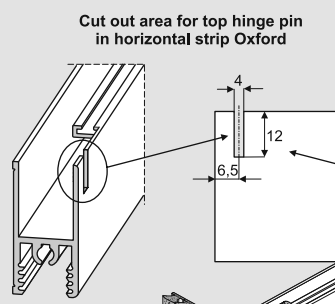
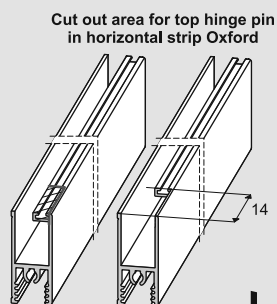
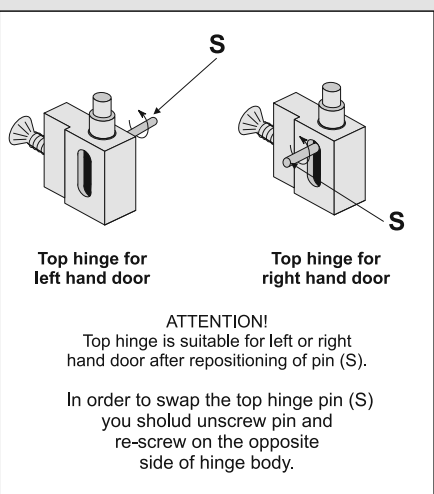
**i** All gaskets on page 372



CODE	X (mm)	W (mm)	COLLECTIVE PACKAGING	PRICED PER	NET PRICE
20031	4	10	100	RUNNING METRE	
20032	4.5	10	100	RUNNING METRE	
20033	6	10	100	RUNNING METRE	
20098	6.4	10	100	RUNNING METRE	
20052	8	10	100	RUNNING METRE	







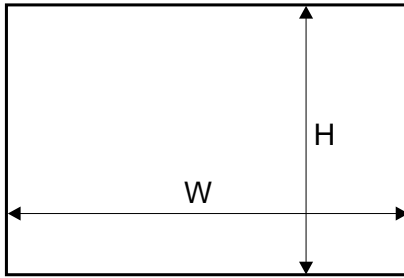
## COMPONENTS

Handle OXFORD	Outer profile OXFORD	Horizontal strip OXFORD	Set for pull-apart doors ZR OXFORD			
<p>Textile door stop 14.5 mm x 4 mm (inserted) or Textile door stop 14.5 mm x 6 mm (inserted)</p> <p>Length 2.7 m</p>	<p>Textile door stop 14.5 mm x 6 mm (inserted)</p> <p>Length 2.7 m</p>	<p>Textile door stop 4.8 mm x 6 mm (inserted)</p> <p>Length 1.6 m</p>	<p>Top hinge</p>	<p>Bottom hinge</p>	<p>Hinge seat x2</p>	<p>Magnetic catch x2</p>
			<p>Screw 2.5 x 16 (hinge seat) - 10 pcs</p> <p>Self tapping screw 4.2 x 32 (frame assembly) - 4 pcs</p>			



## Size calculation method for board for system DR OXFORD

Dimensions of opening

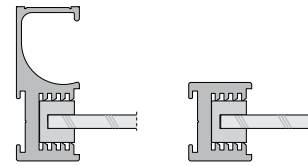


handle length = door height

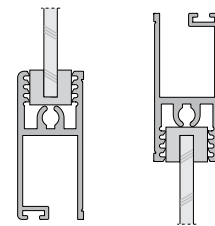
door height	- h	$h = H - 10 \text{ mm}$
glass height	- hg	$hg = h - 59 \text{ mm}$
<b>single door system</b>	door width - w	$w = W - 8 \text{ mm}$
<b>two door system</b>	door width - w	$w = (W - 13 \text{ mm}) : 2$
glass width	- wg	$wg = w - 16 \text{ mm}$
horizontal strip length	- Pz	$Pz = w - 27.5 \text{ mm}$

## Installation method for fitting safety glass in OXFORD profiles

Vertical profiles

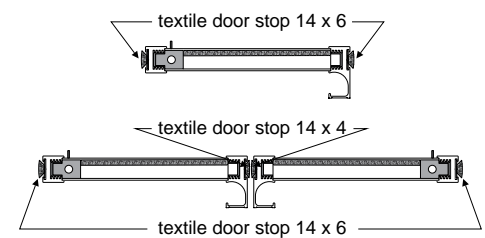


Horizontal strip

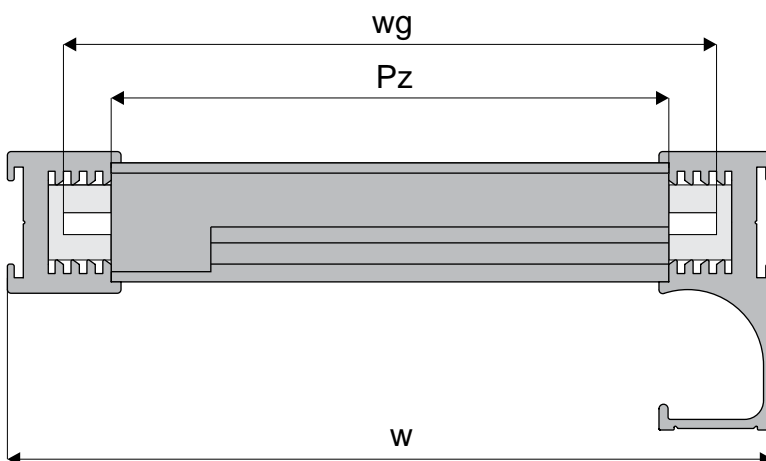


## IMPORTANT INFORMATION

- in single door systems, we use 14 x 6 mm textile door stop for both outer profile and handle OXFORD
- in two door systems, we use 14 x 6 mm textile door stop for outer profile and 14 x 4 mm textile door stop for handle OXFORD

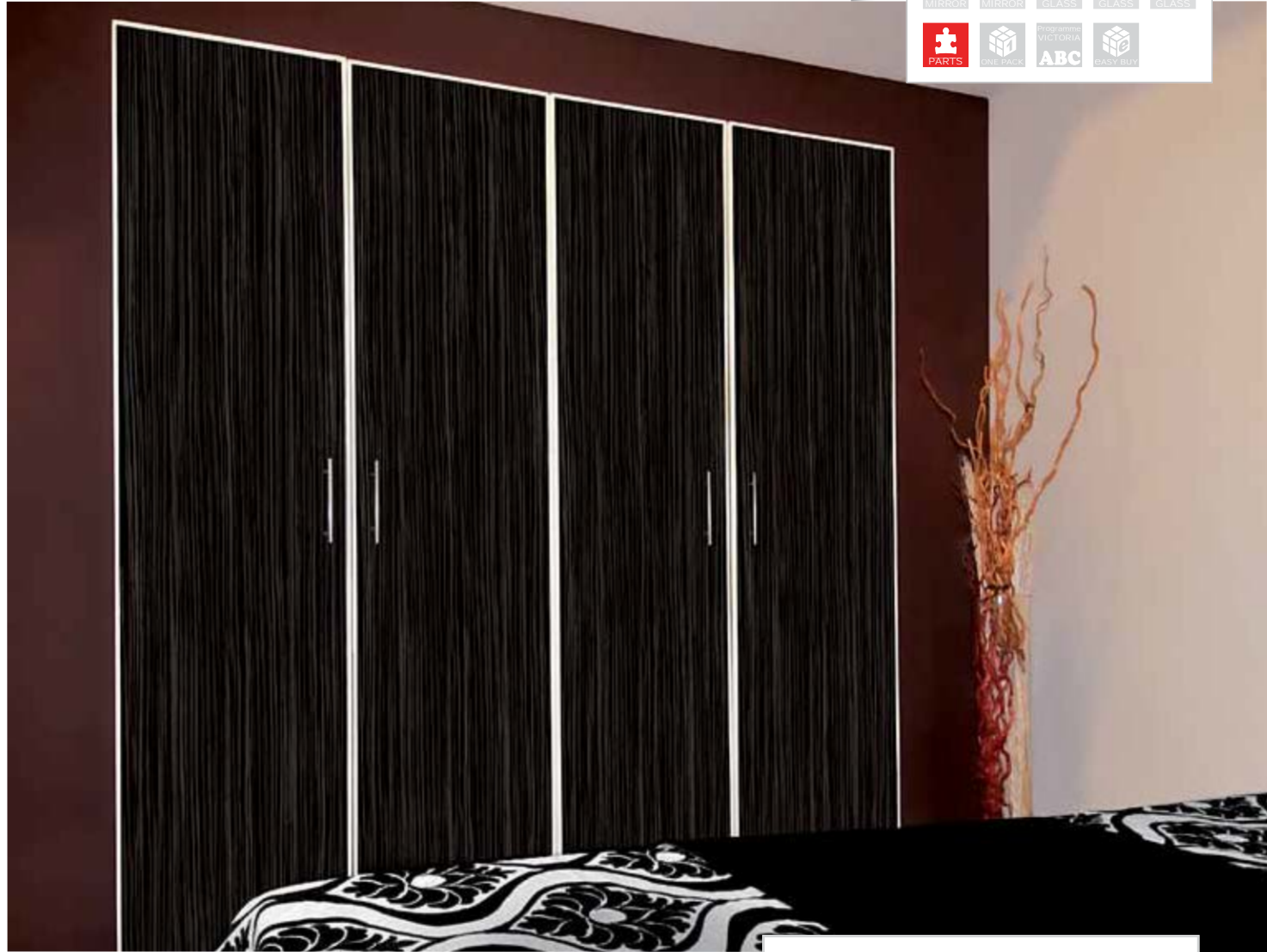


- 4.8 x 6 mm textile door stop should be inserted in horizontal strips prior to door assembly
- OXFORD system profiles are suitable for use with our decorative foil programme – DECOR



# SYSTEM DR FRAME LINE

Pull apart doors



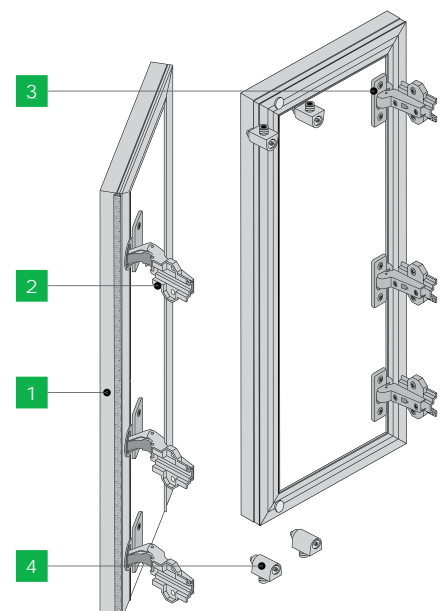
8 kg	14 kg	16 kg	25 kg	35 kg
40 kg	45 kg	50 kg	60 kg	70 kg
100 kg	120 kg			
10mm BOARD	16mm BOARD	18mm BOARD	16-40mm BOARD	16-50mm BOARD
BOARD+MIRROR	4mm MIRROR	4.5mm GLASS	6mm GLASS	8-12mm GLASS
PARTS	ONE PACK	PROGRAMME VICTORIA ABC	BASY BUY	

## CHARACTERISTICS

► Application	Pull apart doors
► Track	n/a
▼ Carriage system	n/a
► Top guide	Vertical hinge
► Bottom guide	Vertical hinge
► Construction	Frame
► Filling thickness	18 mm
► Filling type	Board 18 mm
► Max. door load	16 kg (4 hinges)
► Max. handle length	2.70 m
► Textile door stops	Yes
► Anti-dust brushes	n/a
► Sales programme	Components are available individually
► Decorative profile programme	n/a

## USAGE

- Pull apart doors, built-in furniture, walk-in wardrobes, wardrobes, attics

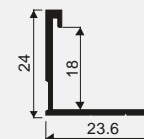




Frame  
**L24 SECRET LINE II**



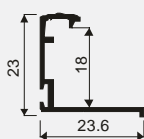
CODE	COLOUR	LENGTH (mm)	COLLECTIVE PACKAGING	PRICED PER	NET PRICE
02550	SILVER	2700	60	ITEM	
02549	LIGHT BROWN	2700	60	ITEM	
02551	GOLD	2700	60	ITEM	



Frame  
**L24 SLIM LINE**



CODE	COLOUR	LENGTH (mm)	COLLECTIVE PACKAGING	PRICED PER	NET PRICE
01598	SILVER	2700	20	ITEM	
01706	LIGHT BROWN	2700	20	ITEM	
01707	GOLD	2700	20	ITEM	



Mounting plate **BLUM**



CODE	COLLECTIVE PACKAGING	PRICED PER	NET PRICE
133-210	500	ITEM	

Overlay hinge **BLUM** fi35 (71M2550)



CODE	COLLECTIVE PACKAGING	PRICED PER	NET PRICE
133-226	250	ITEM	

Half overlay hinge **BLUM** fi35 (71M2650)



CODE	COLLECTIVE PACKAGING	PRICED PER	NET PRICE
133-236	250	ITEM	



SYSTEM

## DR FRAME LINE

Basic system components

Inset hinge **BLUM** fi35 (71M2750)

3c



CODE	COLLECTIVE PACKAGING	PRICED PER	NET PRICE
133-266	250	ITEM	

Magnetic catch

4

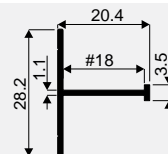


CODE	COLLECTIVE PACKAGING	PRICED PER	NET PRICE
20120	100	ITEM	

H04/18 profile



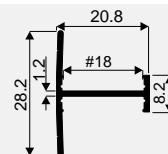
CODE	COLOUR	LENGTH (mm)	COLLECTIVE PACKAGING	PRICED PER	NET PRICE
01710	SILVER	3000	60	ITEM	
01711	LIGHT BROWN	3000	60	ITEM	
01712	GOLD	3000	60	ITEM	



H08/18 profile

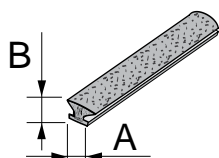


CODE	COLOUR	LENGTH (mm)	COLLECTIVE PACKAGING	PRICED PER	NET PRICE
00199	SILVER	3000	60	ITEM	
01877	LIGHT BROWN	3000	60	ITEM	
01878	GOLD	3000	60	ITEM	



Textile door stop

All brushes on page 372

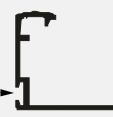


CODE	NAME	A (mm)	B (mm)	INSTALLATION	COLLECTIVE PACKAGING	PRICED PER	NET PRICE
20020	TEXTILE DOOR STOP	4.8	4	INSERTED	550	RUNNING METRE	
20225	TEXTILE DOOR STOP	4.8	4	INSERTED	10	COLLECTIVE PACKAGE (50 r.m.)	
20023	TEXTILE DOOR STOP	4.8	4	SELF-ADHESIVE	550	RUNNING METRE	
20228	TEXTILE DOOR STOP	4.8	4	SELF-ADHESIVE	10	COLLECTIVE PACKAGE (50 r.m.)	

20023

Handle **SECRET LINE II**

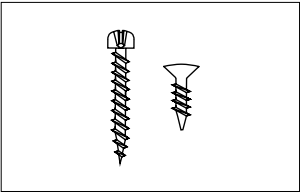
20020

Handle **SLIM LINE**



Screw **UNIX**

 Collective package contains 100 screws



CODE	NAME	DIMENSIONS (mm)	COLLECTIVE PACKAGING	PRICED PER	NET PRICE
20108	Screw UNIX	3.5 x 16	100	COLLECTIVE PACKAGE	
20066	Screw UNIX	2.5 x 16	100	COLLECTIVE PACKAGE	

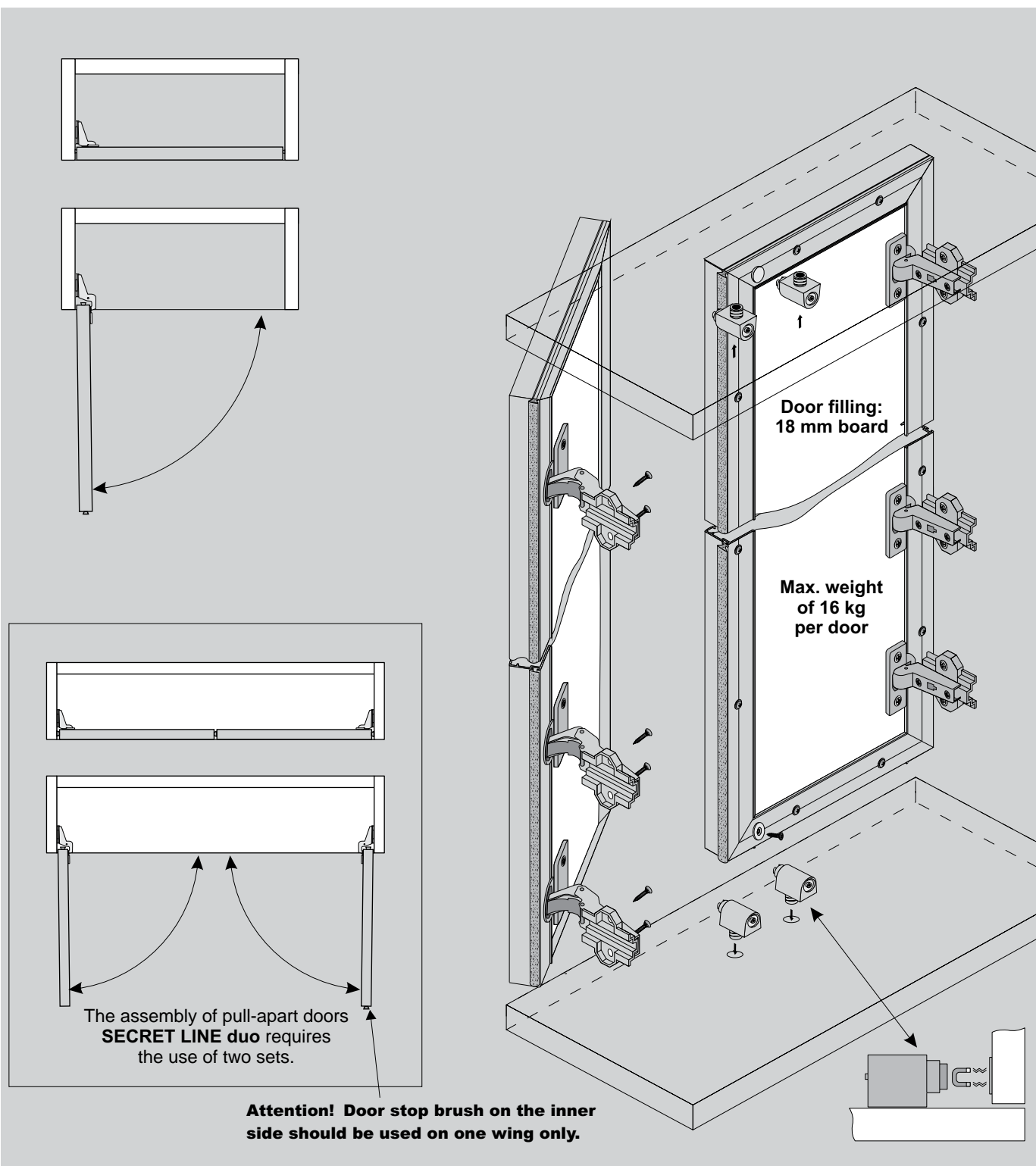




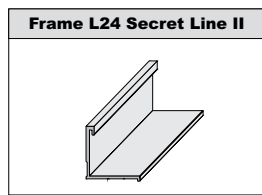
LINE

# DR SECRET LINE


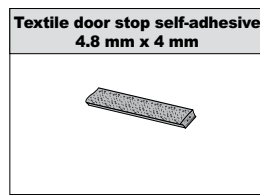
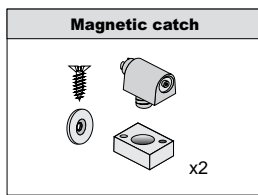
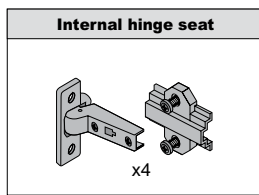
Installation method for line **DR SECRET LINE**  
in system DR FRAME LINE



## COMPONENTS

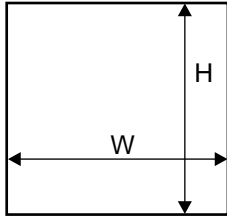


Length  
2.7 m





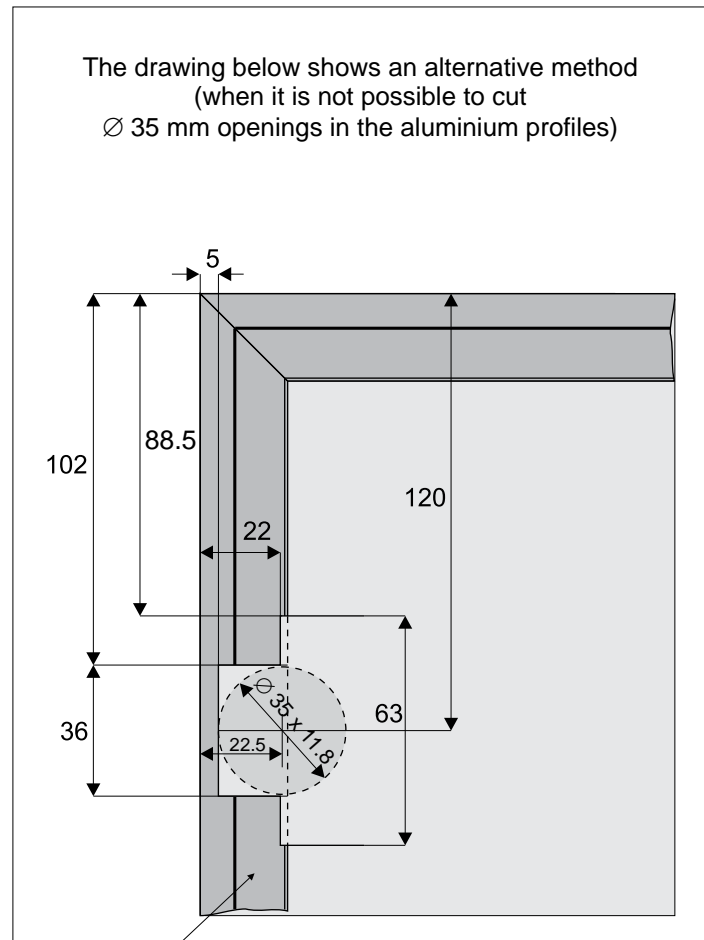
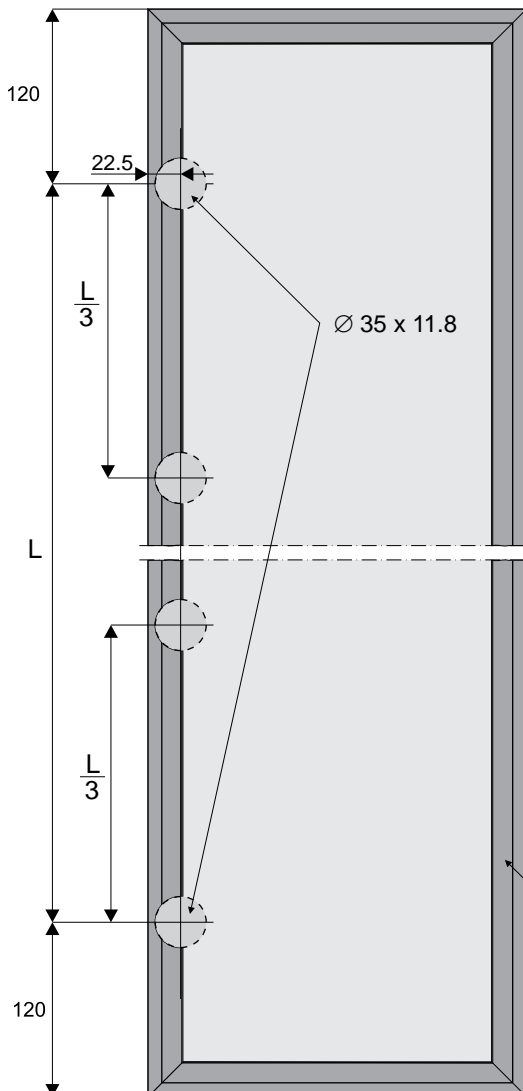
### Dimensions of opening



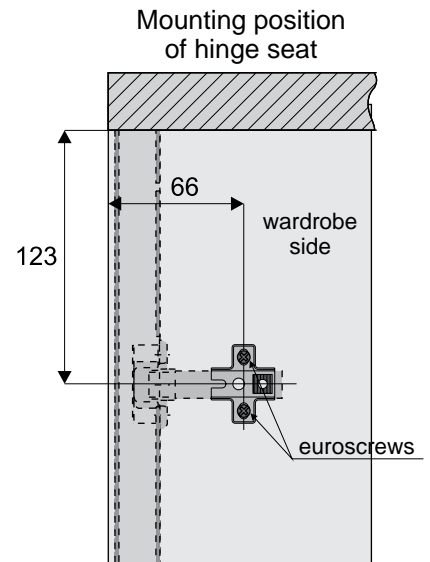
door height		- h	$h = H - 6 \text{ mm}$
board height		- hb	$hb = h - 3 \text{ mm}$
<b>single door system</b>	door width	- w	$w = W - 6 \text{ mm}$
	door width	- w	$w = (W - 9 \text{ mm}) : 2$
board width		- wb	$wb = d - 3 \text{ mm}$

**The weight 1 m<sup>2</sup> of 18 mm board = 13 kg**

### Method for positioning hinge recesses



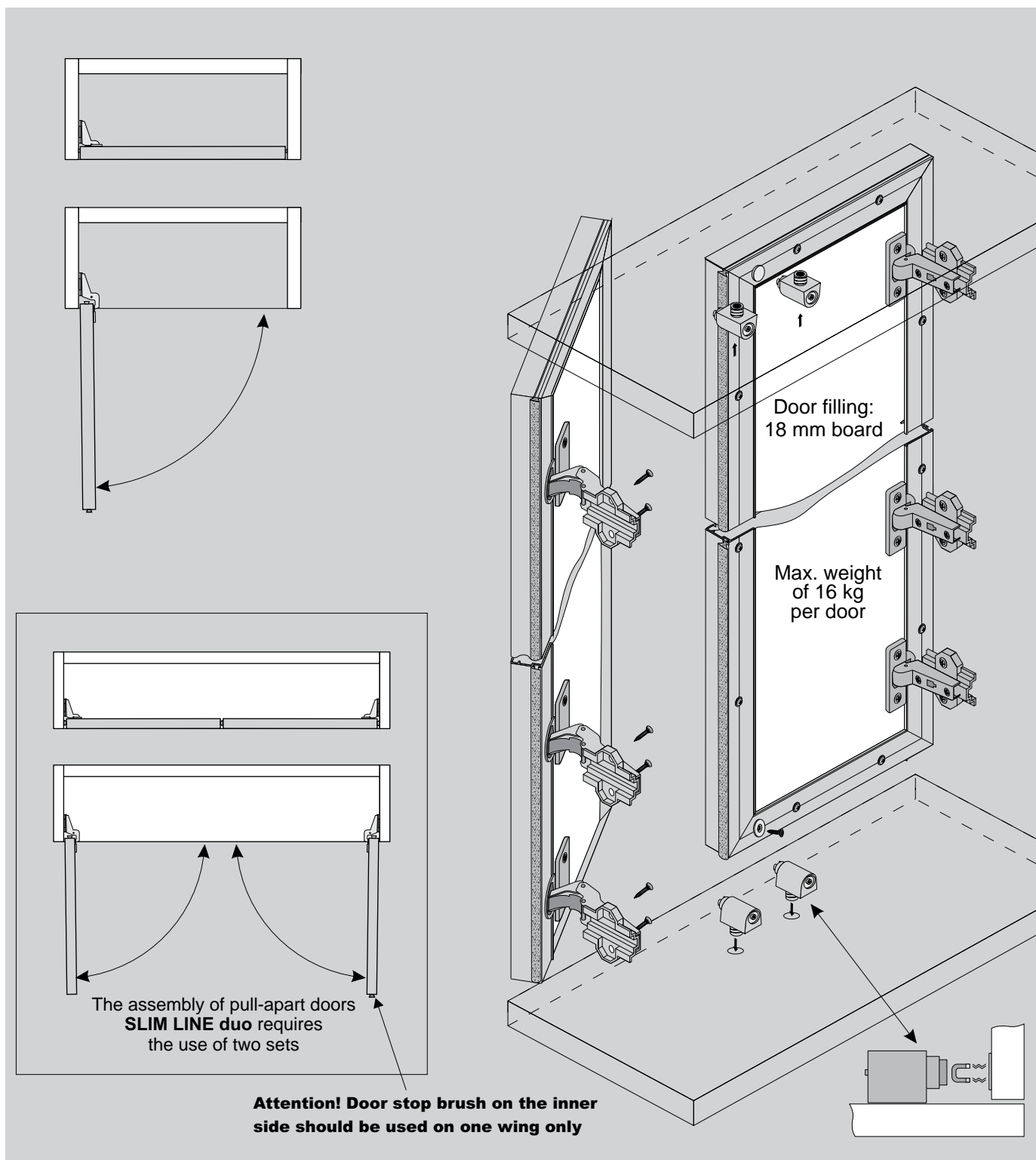
frame **SECRET LINE II**




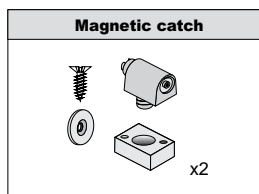
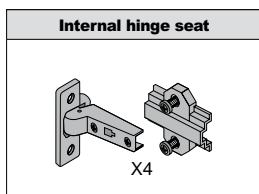
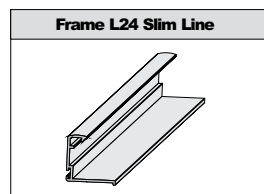
Max. weight of 4 kg  
per 1 hinge



LINE

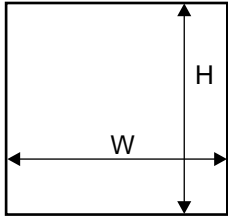
**DR SLIM LINE**
**Installation method for line DR SLIM LINE**  
 in system DR FRAME LINE


## COMPONENTS



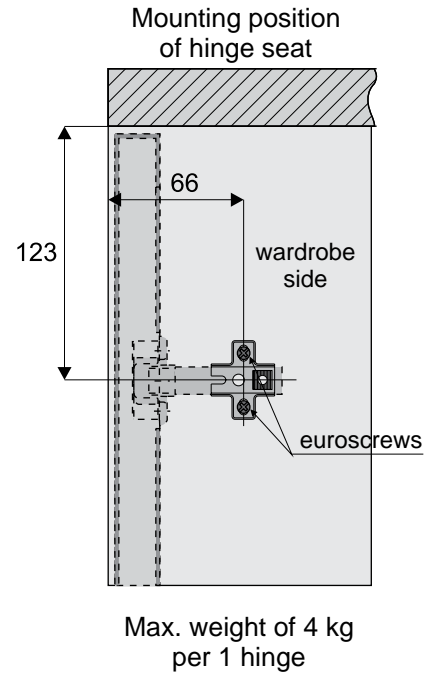


Dimensions of opening

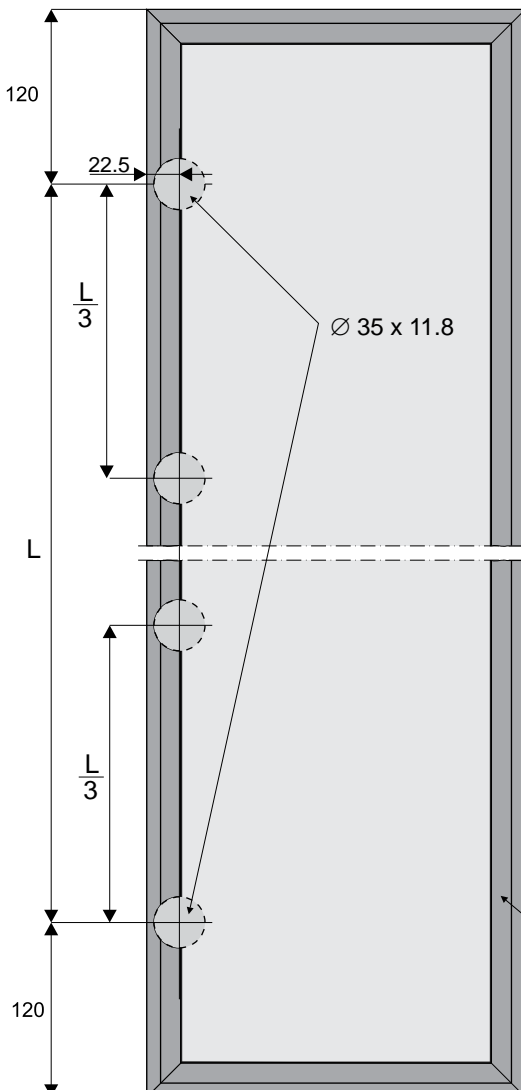


door height		- h	$h = H - 6 \text{ mm}$
board height		- hb	$hb = h - 6 \text{ mm}$
<b>single door system</b>	door width	- w	$w = W - 6 \text{ mm}$
	door width	- w	$w = (W - 8 \text{ mm}) : 2$
board width		- wb	$wb = w - 6 \text{ mm}$

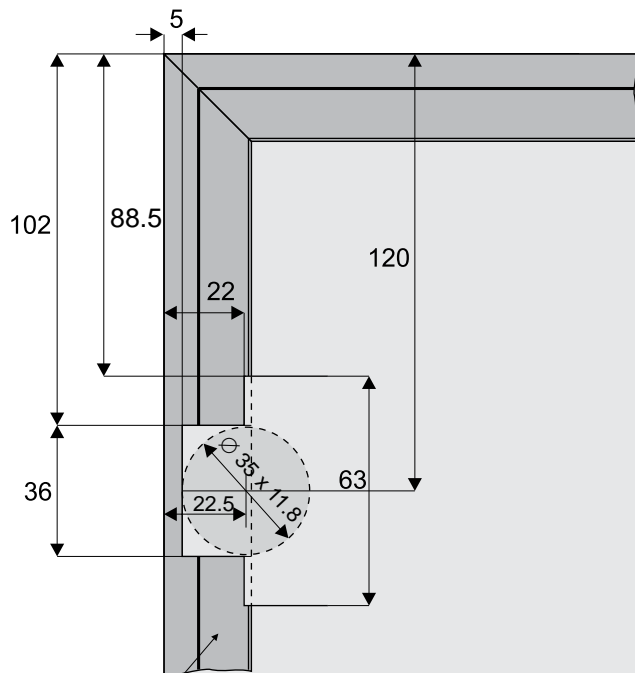
The weight of 1m<sup>2</sup> of 18 mm board = 13 kg



**Method for positioning hinge recesses**



The drawing below shows an alternative method (when it is not possible to cut  $\varnothing 35 \text{ mm}$  openings in the aluminium profiles)




frame **SLIM LINE**

## SYSTEM

## DR FRAME MINI

Pull apart doors



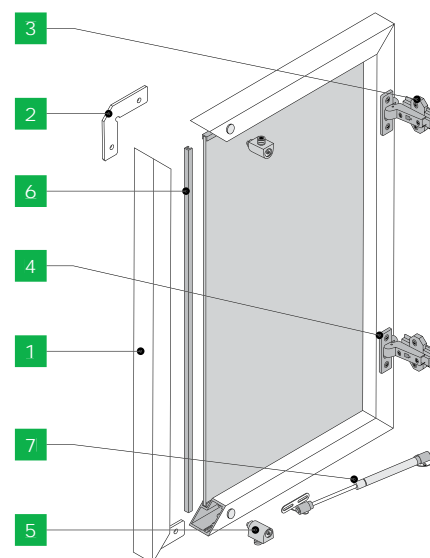
8 kg	14 kg	16 kg	25 kg	35 kg
40 kg	45 kg	50 kg	60 kg	70 kg
100 kg	120 kg			
10mm BOARD	16mm BOARD	18mm BOARD	16-40mm BOARD	16-50mm BOARD
BOARD+MIRROR	4mm MIRROR	4.5mm GLASS	6mm GLASS	8-12mm GLASS
PARTS	ONE PACK	PROGRAMME VICTORIA ABC	BASY BUY	

## CHARACTERISTICS

► Application	Pull apart doors
► Track	n/a
▼ Carriage system	n/a
► Top guide	Concealed hinge Mini
► Bottom guide	Concealed hinge Mini
► Construction	Frame
► Filling thickness	4 mm
► Filling type	4 mm glass
► Max. door load	8 kg (for 2 hinges)
► Max. handle length	4.00 m
► Textile door stops	n/a
► Anti-dust brushes	n/a
► Sales programme	Components are available individually
► Decorative profile programme	n/a

## USAGE

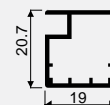
- Cabinet furniture (kitchen, pharmaceutical, standing wardrobes, wall hung cabinets etc.)
- Pull apart doors, built-in furniture, walk-in wardrobes, wardrobes, attics





Frame **S01**

CODE	COLOUR	LENGTH (mm)	COLLECTIVE PACKAGING	PRICED PER	NET PRICE
03008	SILVER	4000	24	ITEM	
03967	LIGHT BROWN with brushed effect	4000	24	ITEM	

Joiner 16 x 45 (**S01**)

CODE	COLLECTIVE PACKAGING	PRICED PER	NET PRICE
20008	250	ITEM	

Mounting plate **BLUM**

CODE	COLLECTIVE PACKAGING	PRICED PER	NET PRICE
133-210	500	ITEM	

Overlay hinge **BLUM** Mini (71T950A)

CODE	COLLECTIVE PACKAGING	PRICED PER	NET PRICE
133-328	50	ITEM	

Half overlay hinge **BLUM** Mini (71T960A)

CODE	COLLECTIVE PACKAGING	PRICED PER	NET PRICE
133-314	50	ITEM	

Inset hinge **BLUM** Mini (71T970A)

4C



CODE	COLLECTIVE PACKAGING	PRICED PER	NET PRICE
133-234	50	ITEM	

Magnetic catch

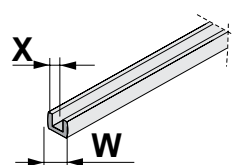
5



CODE	COLLECTIVE PACKAGING	PRICED PER	NET PRICE
20120	100	ITEM	

Gasket for frame **S01/S02**

6



CODE	X (mm)	W (mm)	COLLECTIVE PACKAGING	PRICED PER	NET PRICE
20034	4.5	5	200	RUNNING METRE	

Lid stay

7



CODE	KG	COLLECTIVE PACKAGING	PRICED PER	NET PRICE
20091 (N50)	5	100	ITEM	
20134 (N60)	6	100	ITEM	
20127 (N80)	8	100	ITEM	
20128 (N120)	12	100	ITEM	

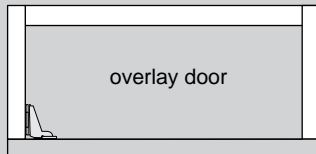
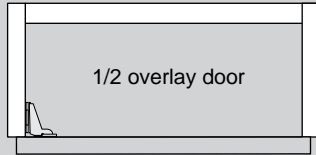
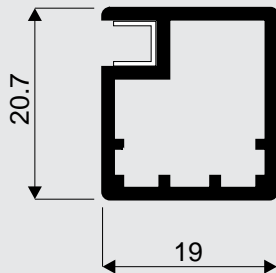
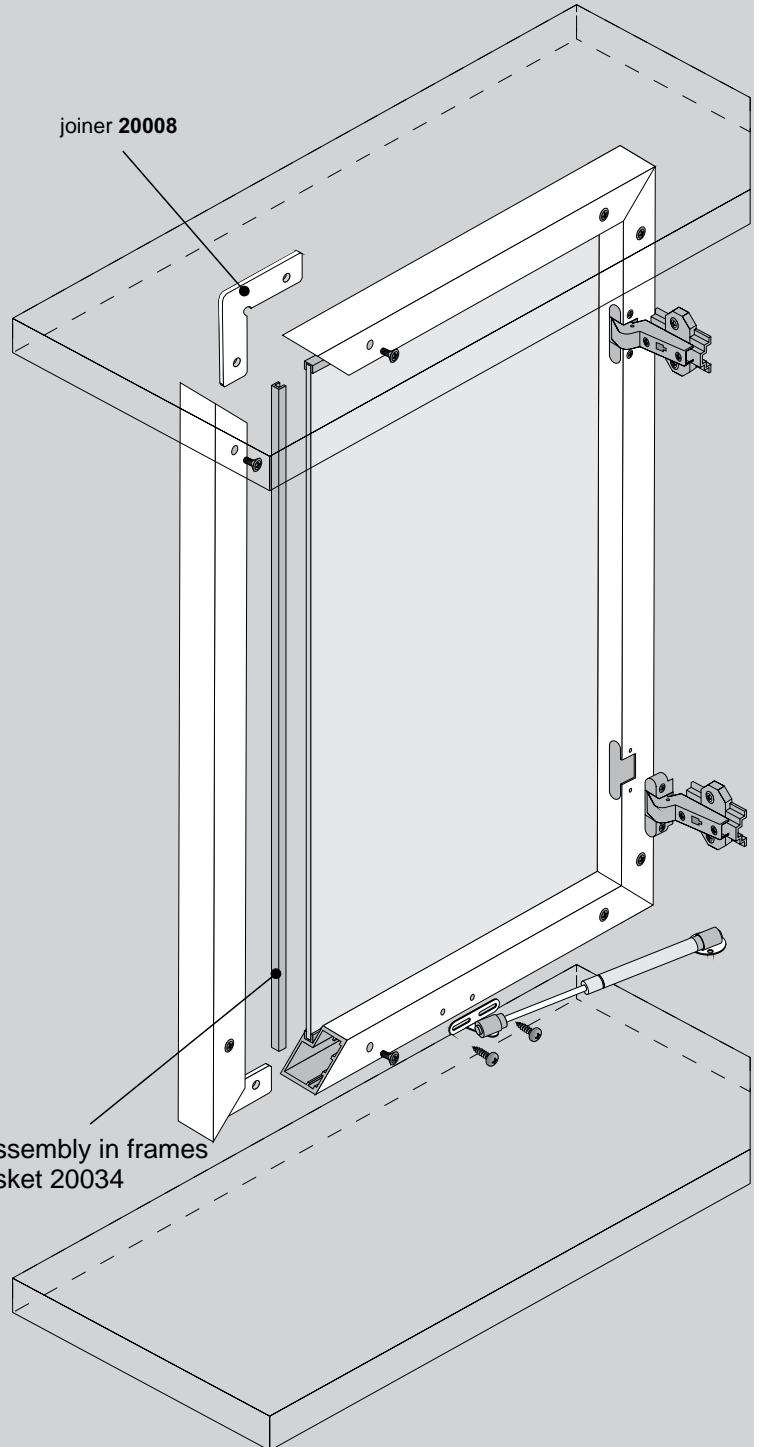


TABLE 1



frame S01

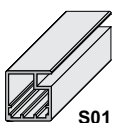
glass assembly in frames  
with gasket 20034



Creation of furniture fronts in this system requires detailed knowledge about fitting technology and an adequate technical background. It is necessary to undergo specialist training.

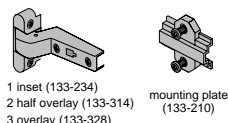
## COMPONENTS

### Frame profile

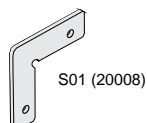


Length  
4.0 m

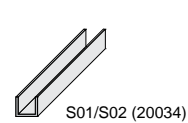
### Special hinge + mounting plate



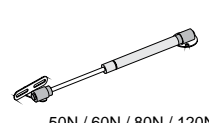
### Joiner for frame profiles 04 and S01



### Gasket for frame profiles S01/S02





### Lid stay



# SYSTEM DR FRAME

Pull apart doors

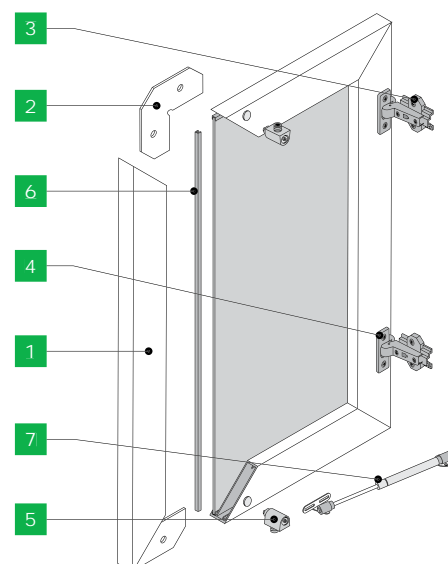


## CHARACTERISTICS

► Application	Pull apart doors
► Track	n/a
▼ Carriage system	n/a
► Top guide	Concealed hinge
► Bottom guide	Concealed hinge
► Construction	Frame
► Filling thickness	4 mm
► Filling type	4 mm glass
► Max. door load	8 kg (for 2 hinges)
► Max. handle length	4.00 m
► Textile door stops	n/a
► Anti-dust brushes	n/a
► Sales programme	Components are available individually
► Decorative profile programme	n/a

## USAGE


- Cabinet furniture (kitchen, pharmaceutical, standing wardrobes, wall hung cabinets etc.)
- Pull apart doors, built-in furniture, walk-in wardrobes, wardrobes, attics



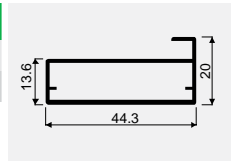


## Basic system components

### Frame **S02**



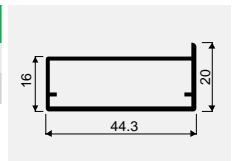
CODE	COLOUR	LENGTH (mm)	COLLECTIVE PACKAGING	PRICED PER	NET PRICE
03002	SILVER	4000	12	ITEM	
03968	LIGHT BROWN <small>with brushed effect</small>	4000	12	ITEM	



### Frame **S03**



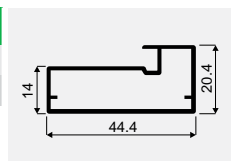
CODE	COLOUR	LENGTH (mm)	COLLECTIVE PACKAGING	PRICED PER	NET PRICE
03005	SILVER	4000	12	ITEM	
03969	LIGHT BROWN <small>with brushed effect</small>	4000	12	ITEM	



### Frame **S04**



CODE	COLOUR	LENGTH (mm)	COLLECTIVE PACKAGING	PRICED PER	NET PRICE
03408	SILVER	4000	12	ITEM	
03970	LIGHT BROWN <small>with brushed effect</small>	4000	12	ITEM	



### Joiner for frame **S02**, **S03** and **S04**



CODE	COLLECTIVE PACKAGING	PRICED PER	NET PRICE
20010	250	ITEM	

Mounting plate **BLUM**

3



CODE	COLLECTIVE PACKAGING	PRICED PER	NET PRICE
133-210	500	ITEM	

Overlay hinge **BLUM** fi26 (71T0550)

4a



CODE	COLLECTIVE PACKAGING	PRICED PER	NET PRICE
133-364	250	ITEM	

Half overlay hinge **BLUM** fi26 (71T0650)

4b



CODE	COLLECTIVE PACKAGING	PRICED PER	NET PRICE
133-360	250	ITEM	

Inset hinge **BLUM** fi26 (71T0750)

4c



CODE	COLLECTIVE PACKAGING	PRICED PER	NET PRICE
133-313	250	ITEM	



Overlay hinge **BLUM** fi35 (71M2550)

CODE	COLLECTIVE PACKAGING	PRICED PER	NET PRICE
133-226	250	ITEM	

Half overlay hinge **BLUM** fi35 (71M2650)

CODE	COLLECTIVE PACKAGING	PRICED PER	NET PRICE
133-236	250	ITEM	

Inset hinge **BLUM** fi35 (71M2750)

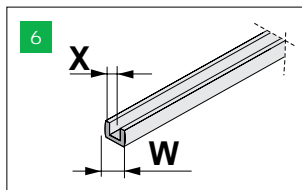
CODE	COLLECTIVE PACKAGING	PRICED PER	NET PRICE
133-266	250	ITEM	

Magnetic catch



CODE	COLLECTIVE PACKAGING	PRICED PER	NET PRICE
20120	100	ITEM	

Gasket for frame



CODE	X (mm)	W (mm)	COLLECTIVE PACKAGING	PRICED PER	NET PRICE
20034 S01/S02	4	5	200	RUNNING METRE	
20167 S04	4	6	200	RUNNING METRE	

Lid stay



CODE	KG	COLLECTIVE PACKAGING	PRICED PER	NET PRICE
20091 (N50)	5	100	ITEM	
20134 (N60)	6	100	ITEM	
20127 (N80)	8	100	ITEM	
20128 (N120)	12	100	ITEM	

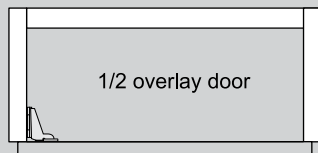
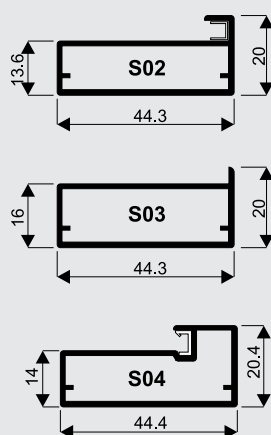
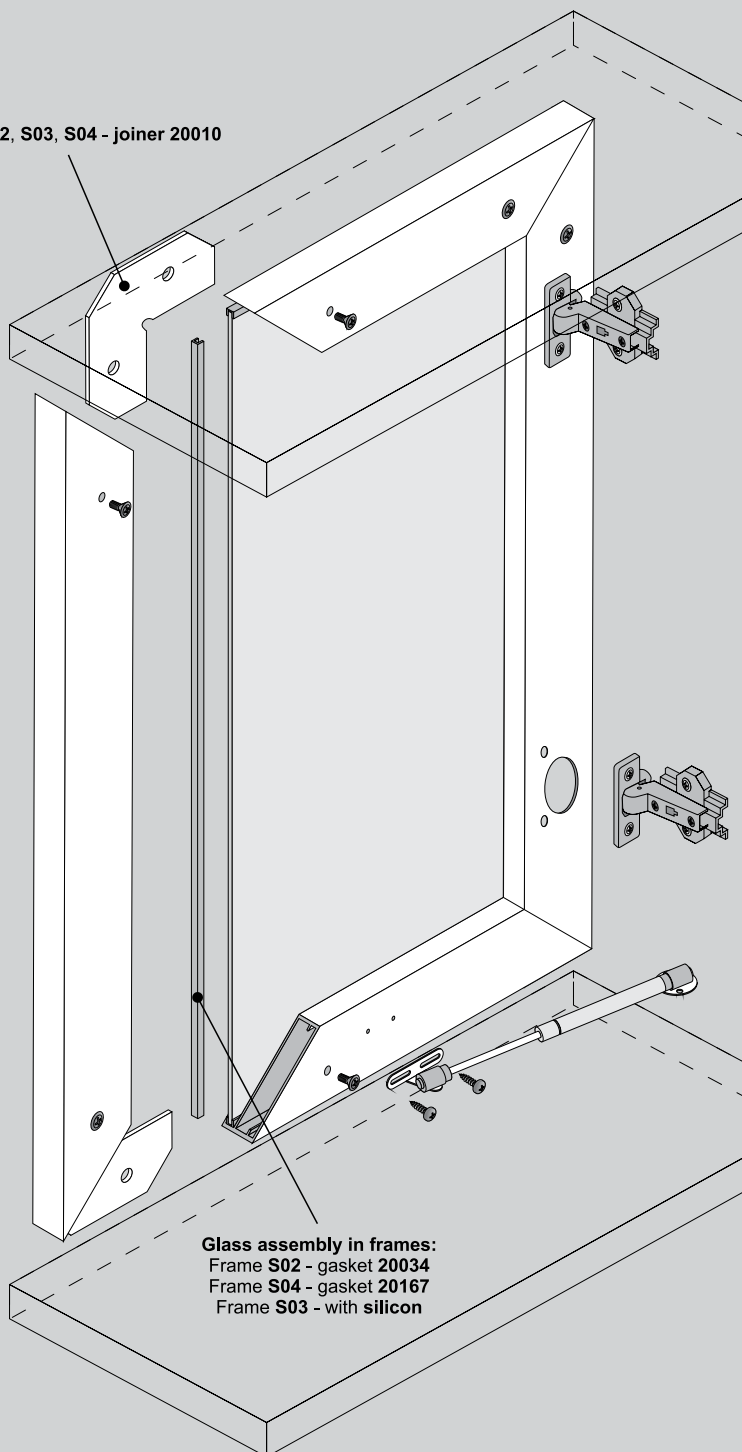


TABLE 1

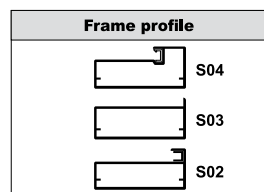


Creation of furniture fronts in this system requires detailed knowledge about fitting technology and an adequate technical background. It is necessary to undergo specialist training.

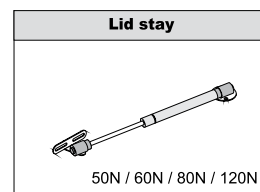
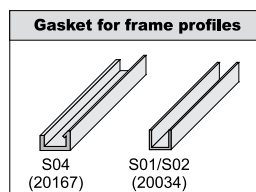
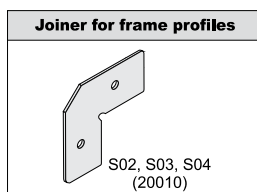
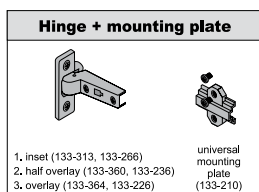
Frames S02, S03, S04 - joiner 20010



## COMPONENTS



Length  
4,0 m



# WARDROBE WILSON

Support wardrobe system



8 kg	14 kg	16 kg	25 kg	35 kg
40 kg	45 kg	50 kg	60 kg	70 kg
100 kg	120 kg			
10mm BOARD	16mm BOARD	18mm BOARD	16-40mm BOARD	16-50mm BOARD
BOARD+MIRROR	4mm MIRROR	4.5mm GLASS	6mm GLASS	8-12mm GLASS
PARTS	ONE PACK	PROGRAMME VICTORIA	ABC	EASY BUY

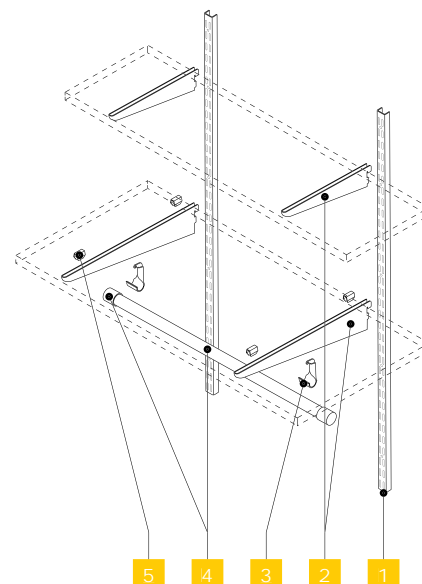


## CHARACTERISTICS

► Application	built-in wardrobe
► Track	n/a
▼ Carriage system	n/a
► Top guide	n/a
► Bottom guide	n/a
► Construction	Pillars and shelf supports
► Filling thickness	16-40 mm
► Filling type	Laminated chipboard
► Max. opening height	2.10 m
► Max. opening width	dependent on set
► Textile door stops	n/a
► Anti-dust brushes	n/a
► Sales programme	ONE PACK + Components are available individually
► Decorative profile programme	n/a

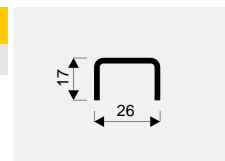
## USAGE

- Built-in furniture (wardrobes, cupboards)

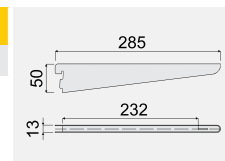


Shelf pillar **WILSON**

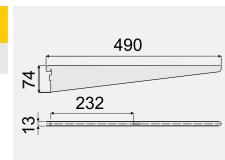
CODE	COLOUR	LENGTH (mm)	COLLECTIVE PACKAGING	PRICED PER	NET PRICE
222615	SILVER	2108	12	ITEM	

Shelf support **WILSON 300 mm**

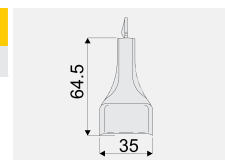
CODE	COLOUR	LENGTH (mm)	COLLECTIVE PACKAGING	PRICED PER	NET PRICE
222616	SILVER	285	24	COLLECTIVE PACKAGE	

Shelf support **WILSON 500 mm**

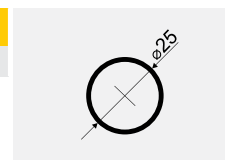
CODE	COLOUR	LENGTH (mm)	COLLECTIVE PACKAGING	PRICED PER	NET PRICE
222617	SILVER	490	12	COLLECTIVE PACKAGE	

Bar support **WILSON**

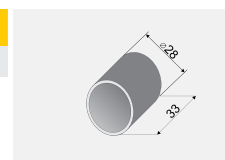
CODE	COLOUR	LENGTH (mm)	COLLECTIVE PACKAGING	PRICED PER	NET PRICE
222618	SILVER	-	24	ITEM	

Bar **WILSON 1200**

CODE	COLOUR	LENGTH (mm)	COLLECTIVE PACKAGING	PRICED PER	NET PRICE
222619	SILVER	1200	12	ITEM	

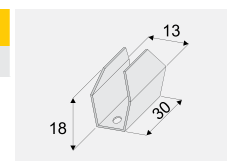
End cap **WILSON**

CODE	COLOUR	LENGTH (mm)	COLLECTIVE PACKAGING	PRICED PER	NET PRICE
222621	SILVER	-	24	ITEM	



Shelf fastening clip **WILSON**

CODE	COLOUR	LENGTH (mm)	COLLECTIVE PACKAGING	PRICED PER COLLECTIVE PACKAGE	NET PRICE
222620	SILVER	-	1200		


**SET  
ONE PACK**  
Wardrobe **WILSON**

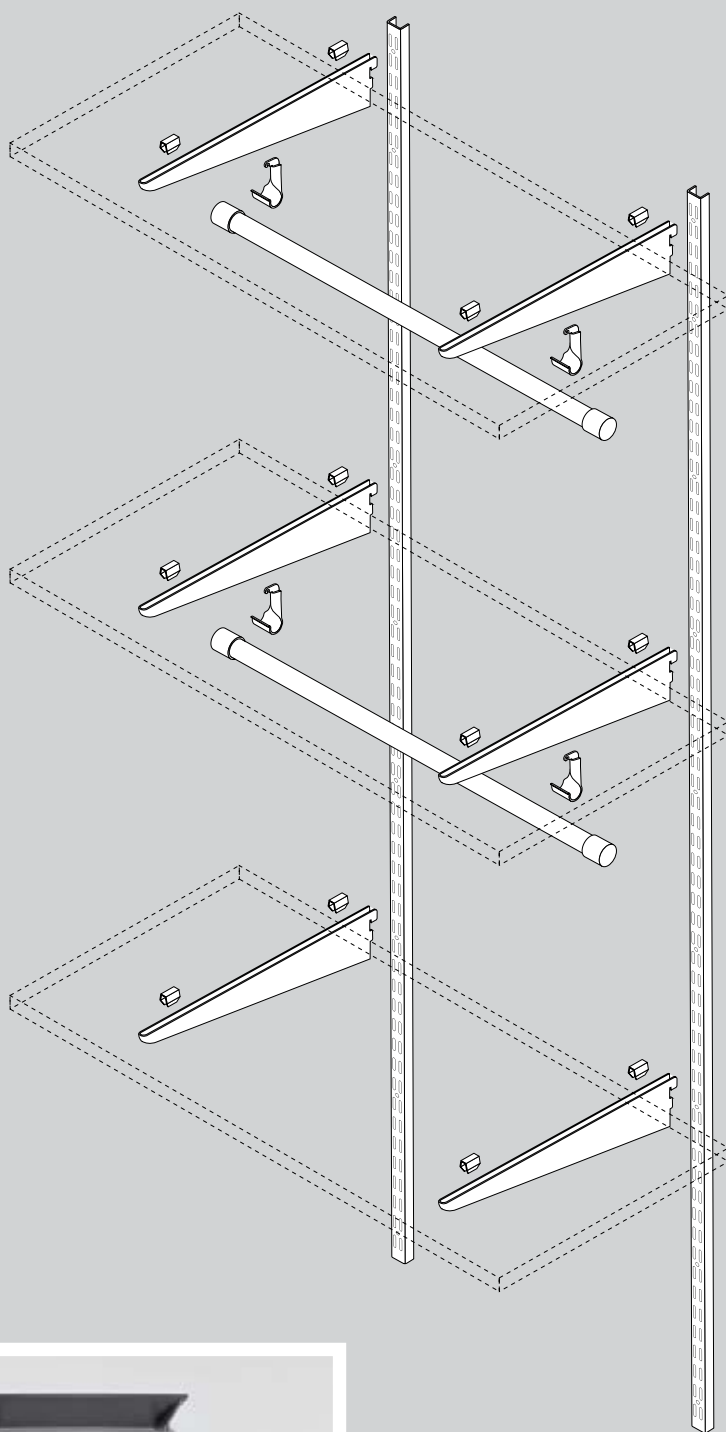

DESCRIPTION	CODE	SET A	SET B	SET C	SET D	SET E	SET F
SET CODE		222516	222517	222518	222519	222520	222521
Shelf pillar WILSON	222615	2 pcs	2 pcs	3 pcs	4 pcs	2 pcs	3 pcs
Shelf support WILSON 300	222616	-	-	-	-	12 pcs	18 pcs
Shelf support WILSON 500	222617	6 pcs	12 pcs	16 pcs	18 pcs	-	-
Bar support WILSON	222618	4 pcs	-	4 pcs	6 pcs	-	-
Bar WILSON 1200	222619	2 pcs	-	2 pcs	3 pcs	-	-
End cap WILSON	222621	4 pcs	-	4 pcs	6 pcs	-	-
Shelf fastening clip WILSON	222620	12 pcs	24 pcs	32 pcs	36 pcs	24 pcs	36 pcs
	NET PRICE						











**CHARACTERISTICS**

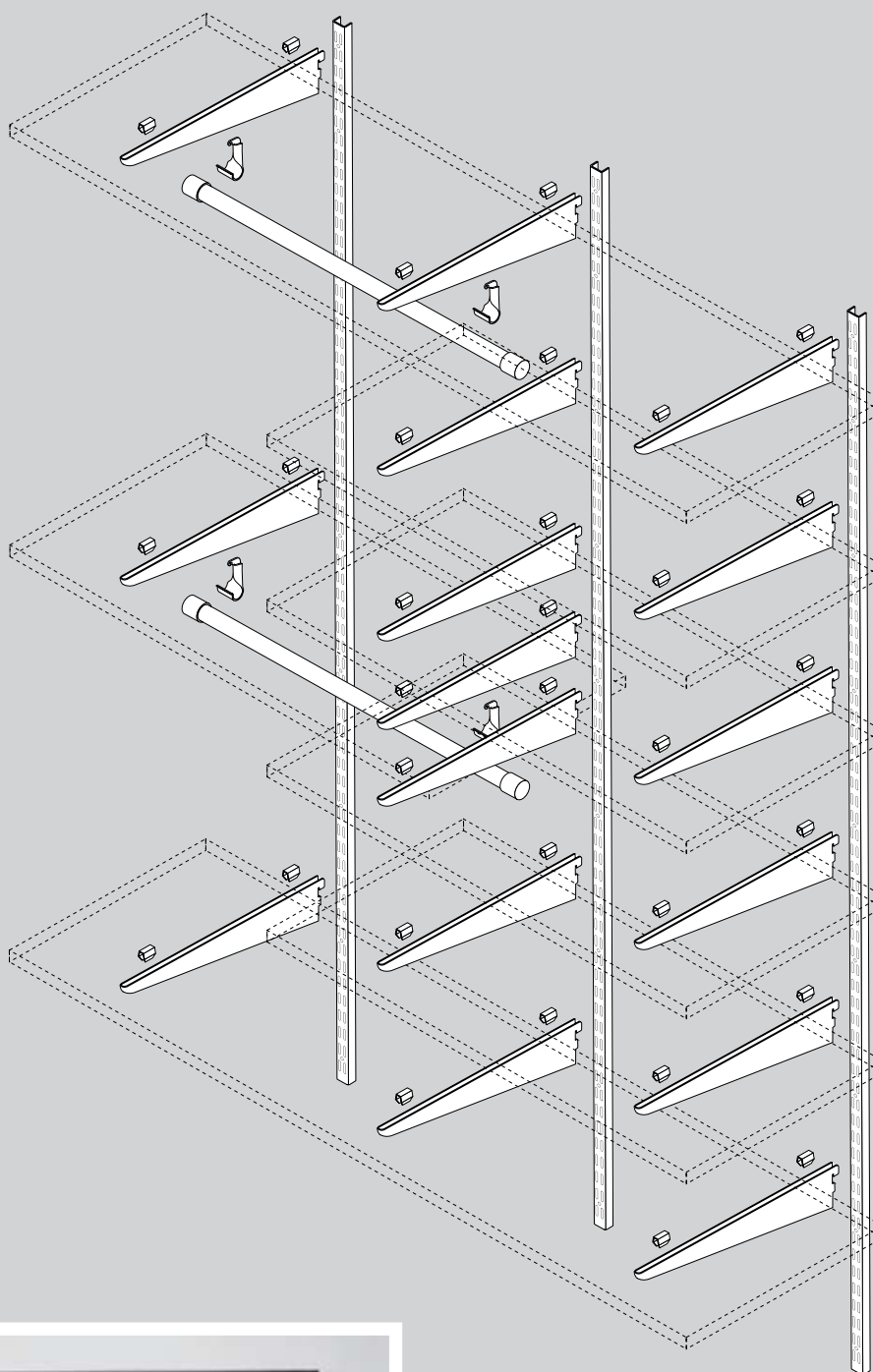
► Width	400-800 mm
► Board thickness	18 mm
► Max spread of pillars	800 mm

DESCRIPTION	CODE	SET A
SET CODE		222516
Shelf pillar WILSON	222615	2 pcs
Shelf support WILSON 300	222616	-
Shelf support WILSON 500	222617	6 pcs
Bar support WILSON	222618	4 pcs
Bar WILSON 1200	222619	2 pcs
End cap WILSON	222621	4 pcs
Shelf fastening clip WILSON	222620	12 pcs



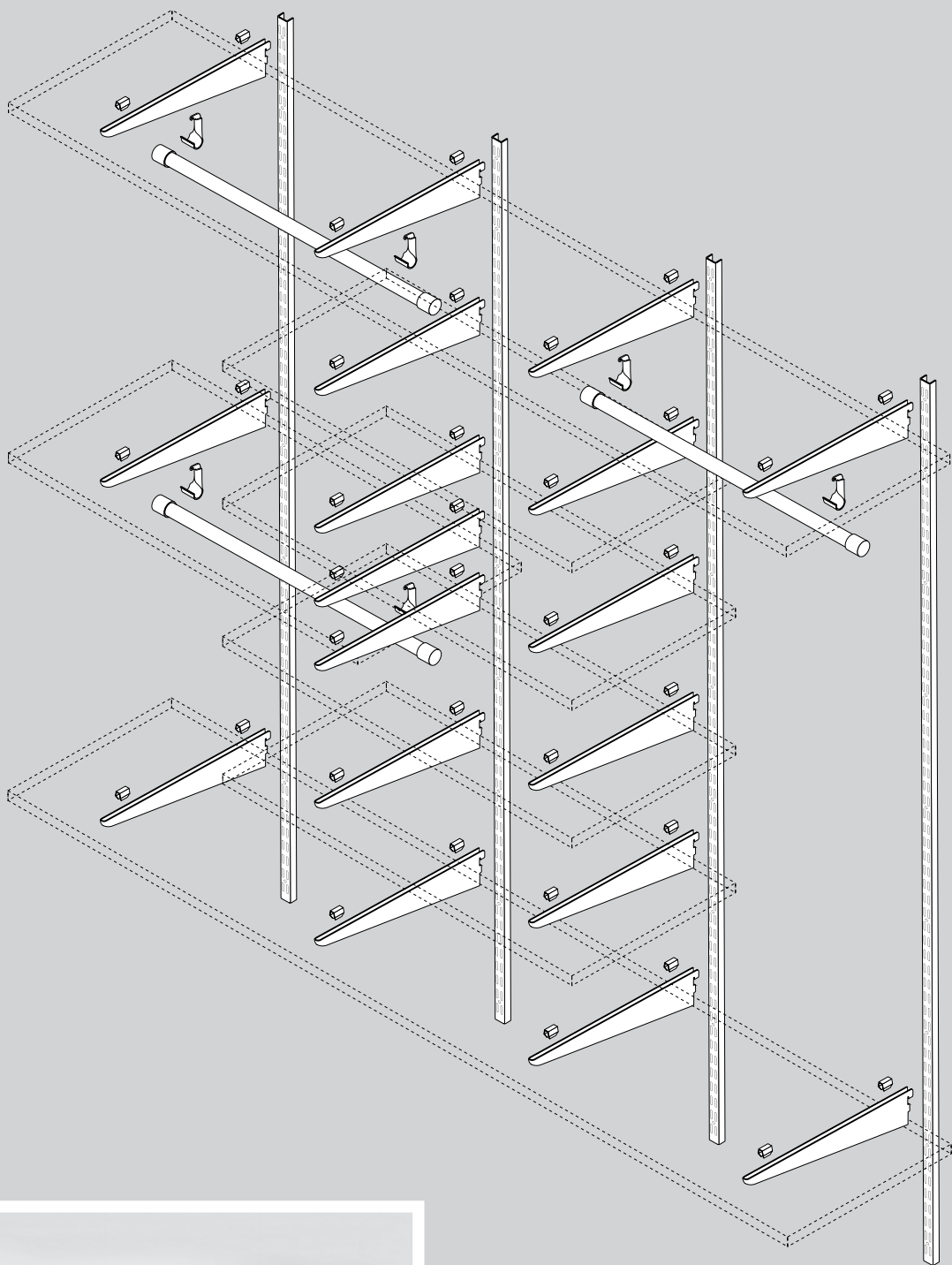
CHARACTERISTICS	
► Width	400-800 mm
► Board thickness	18 mm
► Max spread of pillars	800 mm

DESCRIPTION	CODE	SET B
SET CODE		222517
Shelf pillar WILSON	222615	2 pcs
Shelf support WILSON 300	222616	-
Shelf support WILSON 500	222617	12 pcs
Bar support WILSON	222618	-
Bar WILSON 1200	222619	-
End cap WILSON	222621	-
Shelf fastening clip WILSON	222620	24 pcs


**CHARACTERISTICS**

► Width	800-1600 mm
► Board thickness	18 mm
► Max spread of pillars	800 mm

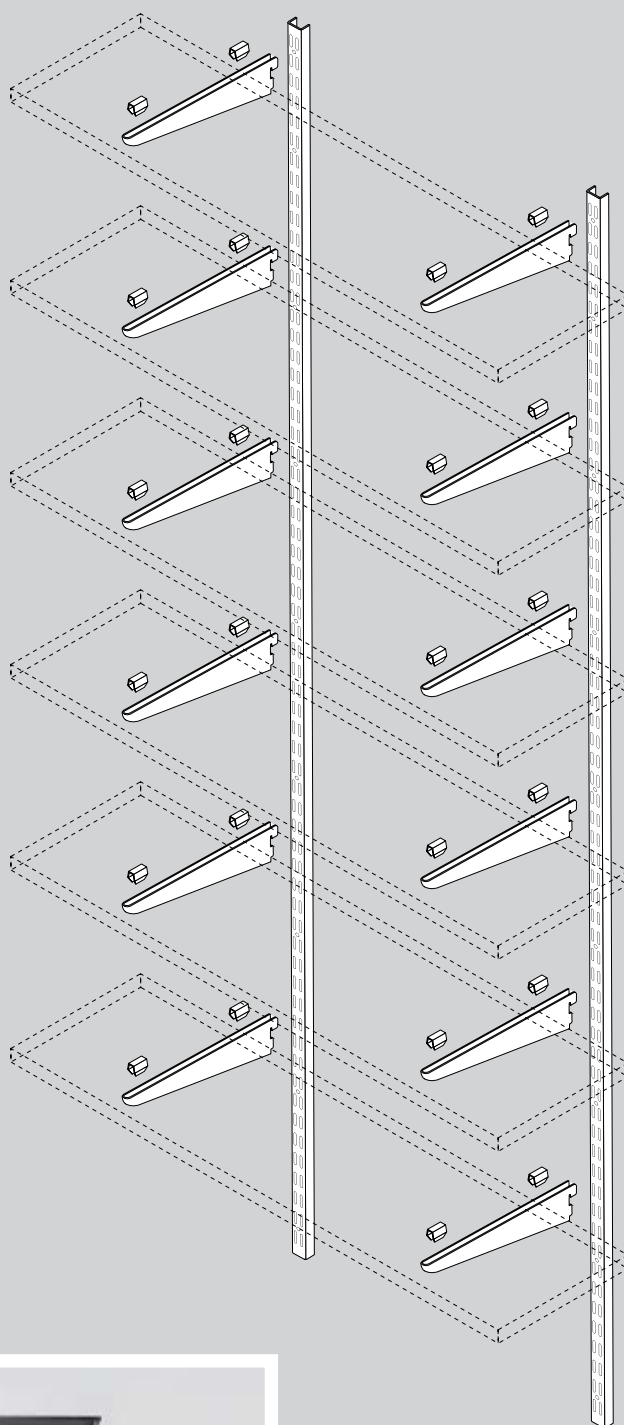
DESCRIPTION	CODE	SET C
SET CODE		222518
Shelf pillar WILSON	222615	3 pcs
Shelf support WILSON 300	222616	-
Shelf support WILSON 500	222617	16 pcs
Bar support WILSON	222618	4 pcs
Bar WILSON 1200	222619	2 pcs
End cap WILSON	222621	4 pcs
Shelf fastening clip WILSON	222620	32 pcs



CHARACTERISTICS		
► Width	1500-2400 mm	
► Board thickness	18 mm	
► Max spread of pillars	800 mm	

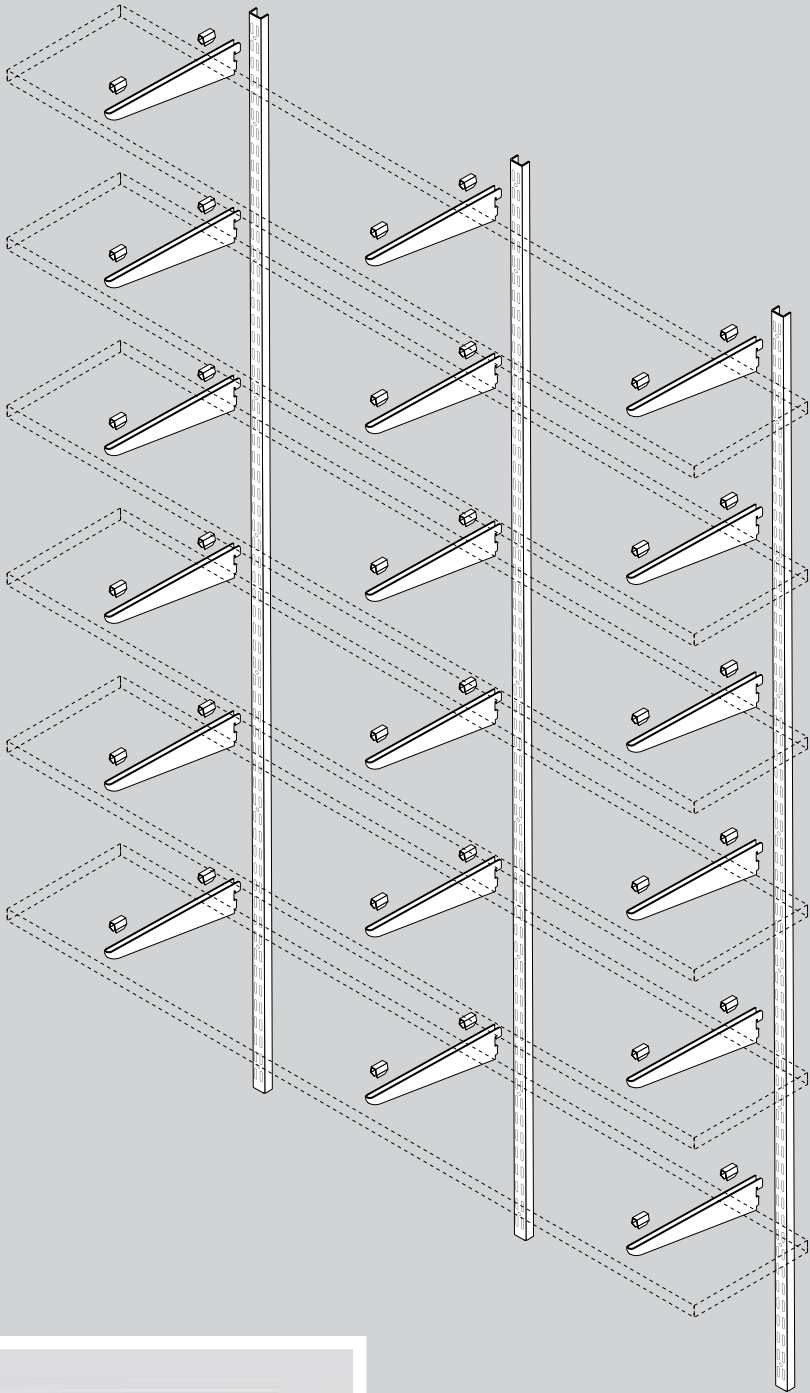
  

DESCRIPTION	CODE	SET D
SET CODE		222519
Shelf pillar WILSON	222615	4 pcs
Shelf support WILSON 300	222616	-
Shelf support WILSON 500	222617	18 pcs
Bar support WILSON	222618	6 pcs
Bar WILSON 1200	222619	3 pcs
End cap WILSON	222621	6 pcs
Shelf fastening clip WILSON	222620	36 pcs


**CHARACTERISTICS**

► Width	400-800 mm
► Board thickness	18 mm
► Max spread of pillars	600 mm

DESCRIPTION	CODE	SET E
SET CODE		222520
Shelf pillar WILSON	222615	2 pcs
Shelf support WILSON 300	222616	12 pcs
Shelf support WILSON 500	222617	-
Bar support WILSON	222618	-
Bar WILSON 1200	222619	-
End cap WILSON	222621	-
Shelf fastening clip WILSON	222620	24 pcs



CHARACTERISTICS	
► Width	600-1600 mm
► Board thickness	18 mm
► Max spread of pillars	600 mm

DESCRIPTION	CODE	SET F
SET CODE		222521
Shelf pillar WILSON	222615	3 pcs
Shelf support WILSON 300	222616	18 pcs
Shelf support WILSON 500	222617	-
Bar support WILSON	222618	-
Bar WILSON 1200	222619	-
End cap WILSON	222621	-
Shelf fastening clip WILSON	222620	36 pcs



# WARDROBE LINEA

Support wardrobe system



8 kg	14 kg	16 kg	25 kg	35 kg
40 kg	45 kg	50 kg	60 kg	70 kg
100 kg	120 kg			
10mm BOARD	16mm BOARD	18mm BOARD	16-40mm BOARD	16-50mm BOARD
BOARD-MIRROR	4mm MIRROR	4.5mm GLASS	6mm GLASS	8-12mm GLASS
PARTS	ONE PACK	Programme VICTORIA ABC	EASY BUY	

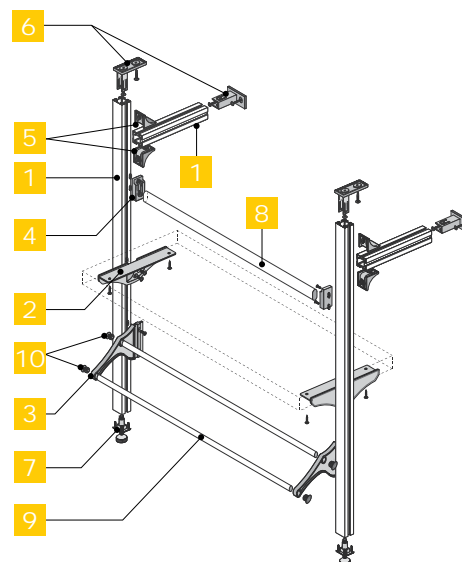



## CHARACTERISTICS

► Application	Built-in wardrobe
► Track	n/a
► Carriage system	n/a
► Construction	Pillars and shelf supports
► Filling thickness	n/a
► Filling type	Laminated chipboard
► Max. opening height	3 m
► Max. opening width	Depended on set
► Textile door stops	n/a
► Anti-dust brushes	n/a
► Sales programme	ONEPACK + Components are available individually
► Decorative profile programme	n/a

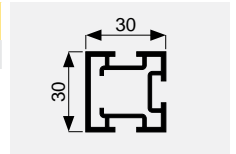
## USAGE

- Built-in furniture (wardrobes, cupboards)



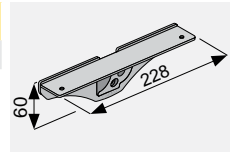
Interior profile **LINEA**

CODE	COLOUR	LENGTH (mm)	COLLECTIVE PACKAGING	PRICED PER	NET PRICE
03422	SILVER	3000	20	ITEM	

Shelf support **LINEA**

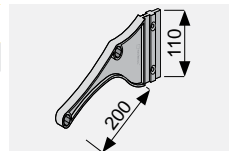
**i** Set includes 2 screws M4X8, 2 screws 3.5X16 and 2 fastening plate M4

CODE	COLOUR	LENGTH (mm)	COLLECTIVE PACKAGING	PRICED PER	NET PRICE
222827	GREY	–	20	ITEM	

Shoe rack support **LINEA**

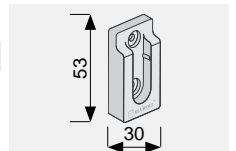
**i** Set includes 2 screws M4X10 and 2 fastening plate M4

CODE	COLOUR	LENGTH (mm)	COLLECTIVE PACKAGING	PRICED PER	NET PRICE
222825	GREY	–	20	ITEM	

Hanging rail support **LINEA**

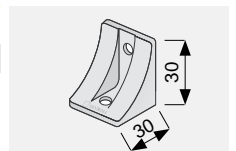
**i** Set includes 2 screws M4X8 and 2 fastening plate M4

CODE	COLOUR	LENGTH (mm)	COLLECTIVE PACKAGING	PRICED PER	NET PRICE
222826	GREY	–	20	ITEM	

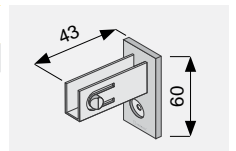
Angle support **LINEA**

**i** Set includes 2 screws M4X8 and 2 fastening plate M4

CODE	COLOUR	LENGTH (mm)	COLLECTIVE PACKAGING	PRICED PER	NET PRICE
222829	GREY	–	20	ITEM	

Wall / ceiling fixing **LINEA**

CODE	COLOUR	LENGTH (mm)	COLLECTIVE PACKAGING	PRICED PER	NET PRICE
222828	GREY	–	20	ITEM	

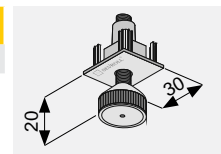




Foot **LINEA**



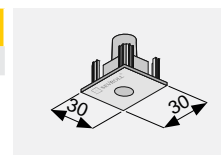
CODE	COLOUR	LENGTH (mm)	COLLECTIVE PACKAGING	PRICED PER	NET PRICE
222835	GREY	–	20	ITEM	



End cap for interior profile **LINEA**



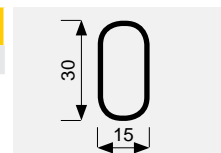
CODE	COLOUR	LENGTH (mm)	COLLECTIVE PACKAGING	PRICED PER	NET PRICE
222837	GREY	–	20	ITEM	



Oval hanging rail



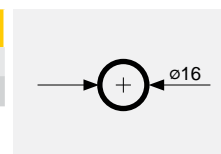
CODE	COLOUR	LENGTH (mm)	COLLECTIVE PACKAGING	PRICED PER	NET PRICE
222522	SILVER	3000	20	ITEM	



Tube  $\varnothing 16$



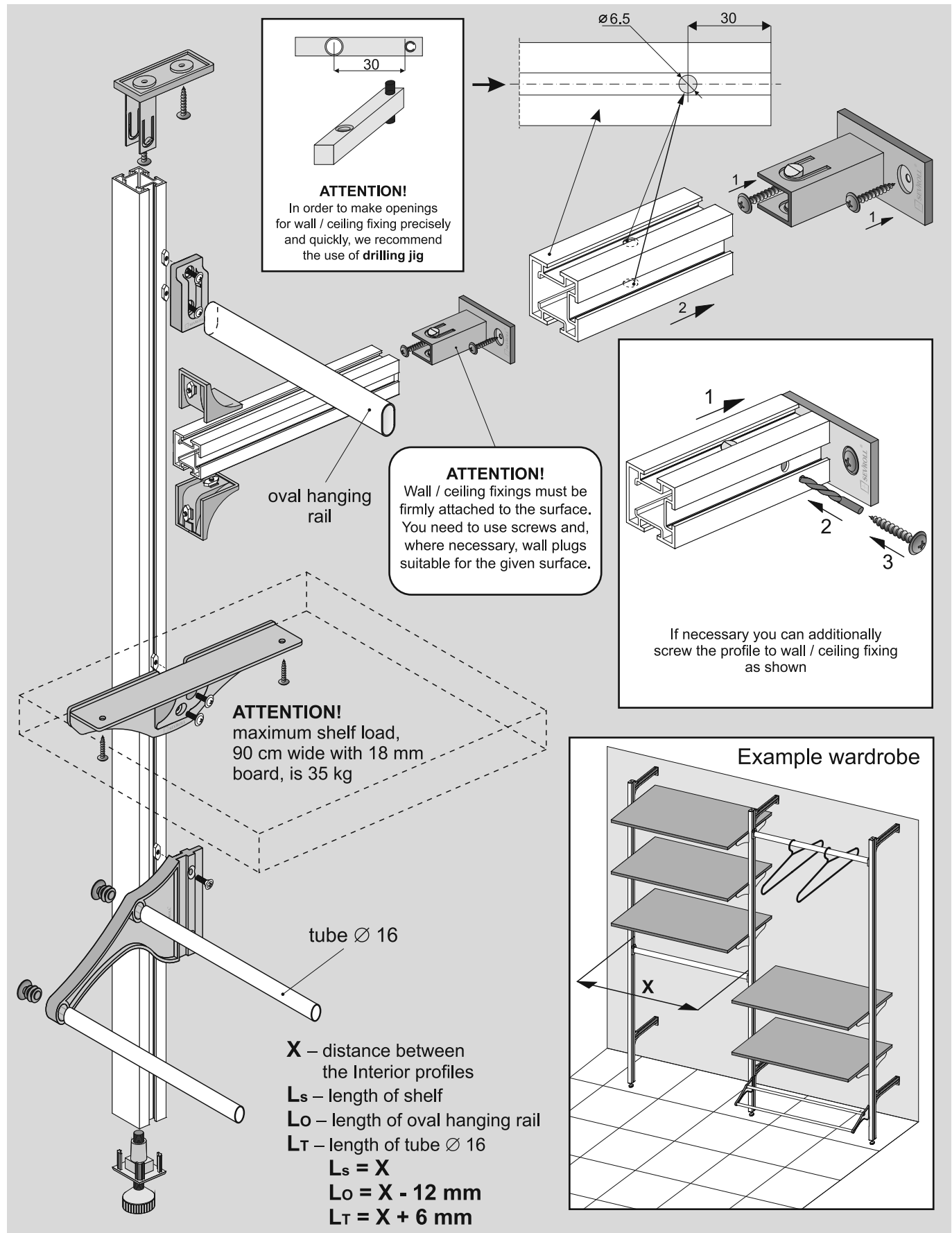
CODE	COLOUR	LENGTH (mm)	COLLECTIVE PACKAGING	PRICED PER	NET PRICE
04037	SILVER	3000	40	ITEM	
04036	SILVER	4000	40	ITEM	



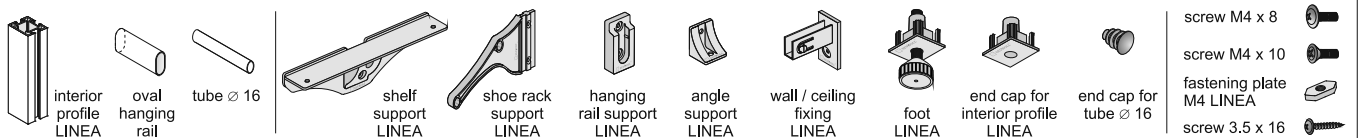
End cap for tube  $\varnothing 16$



CODE	COLOUR	LENGTH (mm)	COLLECTIVE PACKAGING	PRICED PER	NET PRICE
222836	GREY	–	40	ITEM	



## Components for System LINEA





FURNITURE & DECORATIVE


# PROFILES



## Flat bars and C-profiles

Mid-rail **S10**

CODE	COLOUR	LENGTH (mm)	COLLECTIVE PACKAGING	PRICED PER	NET PRICE
02336	SILVER	3000	120	ITEM	
02337	LIGHT BROWN	3000	120	ITEM	
02338	GOLD	3000	120	ITEM	

Mid-rail **S18** with glue

CODE	COLOUR	LENGTH (mm)	COLLECTIVE PACKAGING	PRICED PER	NET PRICE
03900	SILVER	3000	60	ITEM	
03899	LIGHT BROWN	3000	60	ITEM	

Mid-rail **S20**

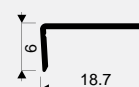
CODE	COLOUR	LENGTH (mm)	COLLECTIVE PACKAGING	PRICED PER	NET PRICE
02293	SILVER	3000	60	ITEM	
02292	LIGHT BROWN	3000	60	ITEM	
02294	GOLD	3000	60	ITEM	

Flat bar **D20**

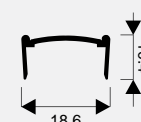
CODE	COLOUR	LENGTH (mm)	COLLECTIVE PACKAGING	PRICED PER	NET PRICE
02296	SILVER	3000	60	ITEM	

C-profile **I6**

CODE	COLOUR	LENGTH (mm)	COLLECTIVE PACKAGING	PRICED PER	NET PRICE
02033	SILVER	3000	50	ITEM	
02032	LIGHT BROWN	3000	50	ITEM	
02034	GOLD	3000	50	ITEM	

C-profile **I6-Decor****DECOR**

CODE	COLOUR	LENGTH (mm)	COLLECTIVE PACKAGING	PRICED PER	NET PRICE
00024	SILVER	3000	50	ITEM	
00023	LIGHT BROWN	3000	50	ITEM	
00025	GOLD	3000	50	ITEM	





C-profile **MINI-18**



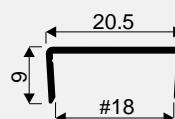
CODE	COLOUR	LENGTH (mm)	COLLECTIVE PACKAGING	PRICED PER	NET PRICE
02334	SILVER	3000	20	ITEM	
02333	LIGHT BROWN	3000	20	ITEM	
02335	GOLD	3000	20	ITEM	



C-profile **18**



CODE	COLOUR	LENGTH (mm)	COLLECTIVE PACKAGING	PRICED PER	NET PRICE
00031	SILVER	3000	50	ITEM	
00029	LIGHT BROWN	3000	50	ITEM	
00032	GOLD	3000	50	ITEM	
03180	LIGHT BROWN with brushed effect	3000	50	ITEM	
03472	BLACK with brushed effect	3000	50	ITEM	
03471	COGNAC with brushed effect	3000	50	SZAVT.	



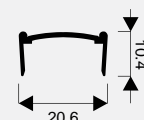
C-profile **18-Decor**




**DECOR**



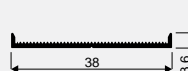
CODE	COLOUR	LENGTH (mm)	COLLECTIVE PACKAGING	PRICED PER	NET PRICE
00036	SILVER	3000	50	ITEM	
00035	LIGHT BROWN	3000	50	ITEM	
00037	GOLD	3000	50	ITEM	



C-profile **Mini 36**



CODE	COLOUR	LENGTH (mm)	COLLECTIVE PACKAGING	PRICED PER	NET PRICE
03921	SILVER	3000	40	ITEM	
03922	LIGHT BROWN	3000	40	ITEM	



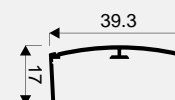
C-profile **36-Decor**



**DECOR**



CODE	COLOUR	LENGTH (mm)	COLLECTIVE PACKAGING	PRICED PER	NET PRICE
02290	SILVER	3000	20	ITEM	
02289	LIGHT BROWN	3000	20	ITEM	
02291	GOLD	3000	20	ITEM	

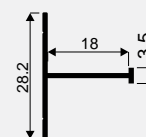


**Joiners****C-profile I6 Duo - Decor****DECOR**

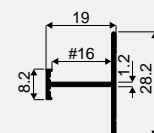
CODE	COLOUR	LENGTH (mm)	COLLECTIVE PACKAGING	PRICED PER	NET PRICE
02114	SILVER	3000	20	ITEM	
02115	LIGHT BROWN	3000	20	ITEM	
02113	GOLD	3000	20	ITEM	

**H-Profile H04/18**

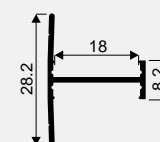
CODE	COLOUR	LENGTH (mm)	COLLECTIVE PACKAGING	PRICED PER	NET PRICE
01710	SILVER	3000	60	ITEM	
01711	LIGHT BROWN	3000	60	ITEM	
01712	GOLD	3000	60	ITEM	

**H-Profile H08/16**

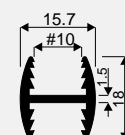
CODE	COLOUR	LENGTH (mm)	COLLECTIVE PACKAGING	PRICED PER	NET PRICE
03935	SILVER	3000	60	ITEM	
03934	LIGHT BROWN	3000	60	ITEM	

**H-Profile H08/18**

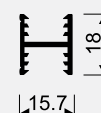
CODE	COLOUR	LENGTH (mm)	COLLECTIVE PACKAGING	PRICED PER	NET PRICE
00199	SILVER	3000	60	ITEM	
01877	LIGHT BROWN	3000	60	ITEM	
01878	GOLD	3000	60	ITEM	

**H-profile H10**

CODE	COLOUR	LENGTH (mm)	COLLECTIVE PACKAGING	PRICED PER	NET PRICE
00207	SILVER	3000	30	ITEM	
00204	LIGHT BROWN	3000	30	ITEM	
00208	GOLD	3000	30	ITEM	
02493	LIGHT BROWN with brushed effect	3000	30	ITEM	
03103	BLACK with brushed effect	3000	30	ITEM	
03104	COGNAC with brushed effect	3000	30	ITEM	

**H-profile H10 - Decor****DECOR**

CODE	COLOUR	LENGTH (mm)	COLLECTIVE PACKAGING	PRICED PER	NET PRICE
01617	SILVER	3000	30	ITEM	
01616	LIGHT BROWN	3000	30	ITEM	
01618	GOLD	3000	30	ITEM	



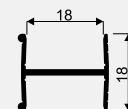
H-profile **H18-Decor**



**DECOR**



CODE	COLOUR	LENGTH (mm)	COLLECTIVE PACKAGING	PRICED PER	NET PRICE
00215	SILVER	3000	60	ITEM	
00212	LIGHT BROWN	3000	60	ITEM	
00216	GOLD	3000	60	ITEM	
02937	LIGHT BROWN with brushed effect	3000	60	ITEM	
03466	BLACK with brushed effect	3000	60	ITEM	
03465	COGNAC with brushed effect	3000	60	ITEM	



H-profile **H30 - Decor**



**DECOR**



CODE	COLOUR	LENGTH (mm)	COLLECTIVE PACKAGING	PRICED PER	NET PRICE
00222	SILVER	3000	20	ITEM	
00219	LIGHT BROWN	3000	20	ITEM	
00223	GOLD	3000	20	ITEM	



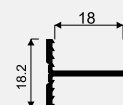
H-Profile **H18-MAXIM**



**DECOR**



CODE	COLOUR	LENGTH (mm)	COLLECTIVE PACKAGING	PRICED PER	NET PRICE
01881	SILVER	1800	30	ITEM	
02980	LIGHT BROWN	1800	30	ITEM	
01882	SILVER	2500	30	ITEM	
02981	LIGHT BROWN	2500	30	ITEM	



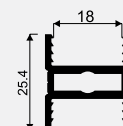
H-Profile **H25-MAXIM**



**DECOR**



CODE	COLOUR	LENGTH (mm)	COLLECTIVE PACKAGING	PRICED PER	NET PRICE
01883	SILVER	1800	20	ITEM	
02983	LIGHT BROWN	1800	20	ITEM	
01884	SILVER	2500	20	ITEM	
02984	LIGHT BROWN	2500	20	ITEM	



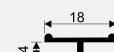
T-profile **04-Decor**



**DECOR**



CODE	COLOUR	LENGTH (mm)	COLLECTIVE PACKAGING	PRICED PER	NET PRICE
00691	SILVER	3000	60	ITEM	
00688	LIGHT BROWN	3000	60	ITEM	
00692	GOLD	3000	60	ITEM	



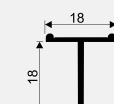
T-profile **18-Decor**



**DECOR**



CODE	COLOUR	LENGTH (mm)	COLLECTIVE PACKAGING	PRICED PER	NET PRICE
01373	SILVER	3000	60	ITEM	
01370	LIGHT BROWN	3000	60	ITEM	
01374	GOLD	3000	60	ITEM	

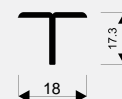


## Angle sections

### T-profile **ZW**



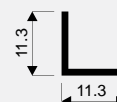
CODE	COLOUR	LENGTH (mm)	COLLECTIVE PACKAGING	PRICED PER	NET PRICE
00706	SILVER	3000	60	ITEM	
00703	LIGHT BROWN	3000	60	ITEM	
00707	GOLD	3000	60	ITEM	



### Angle section **10 x 10**



CODE	COLOUR	LENGTH (mm)	COLLECTIVE PACKAGING	PRICED PER	NET PRICE
02446	SILVER	3000	120	ITEM	
02447	LIGHT BROWN	3000	120	ITEM	
02448	GOLD	3000	120	ITEM	



### Angle section **10 x 18**



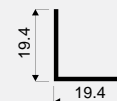
CODE	COLOUR	LENGTH (mm)	COLLECTIVE PACKAGING	PRICED PER	NET PRICE
02449	SILVER	3000	120	ITEM	
02450	LIGHT BROWN	3000	120	ITEM	
02451	GOLD	3000	120	ITEM	



### Angle section **18 x 18**



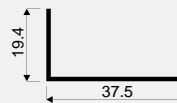
CODE	COLOUR	LENGTH (mm)	COLLECTIVE PACKAGING	PRICED PER	NET PRICE
02452	SILVER	3000	60	ITEM	
02453	LIGHT BROWN	3000	60	ITEM	
02454	GOLD	3000	60	ITEM	




### Angle section **18 x 36**



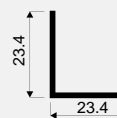
CODE	COLOUR	LENGTH (mm)	COLLECTIVE PACKAGING	PRICED PER	NET PRICE
02455	SILVER	3000	60	ITEM	
02456	LIGHT BROWN	3000	60	ITEM	
02457	GOLD	3000	60	ITEM	



### Angle section **22 x 22**



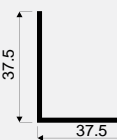
CODE	COLOUR	LENGTH (mm)	COLLECTIVE PACKAGING	PRICED PER	NET PRICE
02458	SILVER	3000	30	ITEM	
02459	LIGHT BROWN	3000	30	ITEM	
02460	GOLD	3000	30	ITEM	



### Angle section **36 x 36**



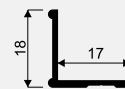
CODE	COLOUR	LENGTH (mm)	COLLECTIVE PACKAGING	PRICED PER	NET PRICE
02461	SILVER	3000	30	ITEM	
02462	LIGHT BROWN	3000	30	ITEM	
02463	GOLD	3000	30	ITEM	




Angle section **K2 Decor**



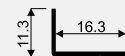
CODE	COLOUR	LENGTH (mm)	COLLECTIVE PACKAGING	PRICED PER	NET PRICE
00078	SILVER	1700	60	ITEM	
00069	LIGHT BROWN	1700	60	ITEM	
00081	GOLD	1700	60	ITEM	
02934	LIGHT BROWN with brushed effect	1700	60	ITEM	
03462	BLACK with brushed effect	1700	60	ITEM	
03459	COGNAC with brushed effect	1700	60	ITEM	
00079	SILVER	2350	60	ITEM	
00070	LIGHT BROWN	2350	60	ITEM	
00082	GOLD	2350	60	ITEM	
02935	LIGHT BROWN with brushed effect	2350	60	ITEM	
03463	BLACK with brushed effect	2350	60	ITEM	
03460	COGNAC with brushed effect	2350	60	ITEM	
00080	SILVER	3000	60	ITEM	
00071	LIGHT BROWN	3000	60	ITEM	
00083	GOLD	3000	60	ITEM	
02936	LIGHT BROWN with brushed effect	3000	60	ITEM	
03464	BLACK with brushed effect	3000	60	ITEM	
03461	COGNAC with brushed effect	3000	60	ITEM	



Angle section **MINI**



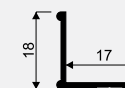
CODE	COLOUR	LENGTH (mm)	COLLECTIVE PACKAGING	PRICED PER	NET PRICE
00102	SILVER	1700	120	ITEM	
00093	LIGHT BROWN	1700	120	ITEM	
00108	GOLD	1700	120	ITEM	
00103	SILVER	2350	120	ITEM	
00094	LIGHT BROWN	2350	120	ITEM	
00109	GOLD	2350	120	ITEM	
00104	SILVER	3000	120	ITEM	
00095	LIGHT BROWN	3000	120	ITEM	
00110	GOLD	3000	120	ITEM	



Angle section **ZW**



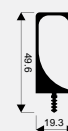
CODE	COLOUR	LENGTH (mm)	COLLECTIVE PACKAGING	PRICED PER	NET PRICE
00058	SILVER	1700	60	ITEM	
00052	LIGHT BROWN	1700	60	ITEM	
00061	GOLD	1700	60	ITEM	
00059	SILVER	2350	60	ITEM	
00053	LIGHT BROWN	2350	60	ITEM	
00062	GOLD	2350	60	ITEM	
00060	SILVER	3000	60	ITEM	
00054	LIGHT BROWN	3000	60	ITEM	
00063	GOLD	3000	60	ITEM	



Handle drawer **006**

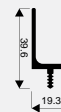


CODE	COLOUR	LENGTH (mm)	COLLECTIVE PACKAGING	PRICED PER	NET PRICE
02464	SILVER	3000	10	ITEM	
02465	LIGHT BROWN	3000	10	ITEM	
02466	GOLD	3000	10	ITEM	



**Hinges, lock and brushes**Handle drawer **007**

CODE	COLOUR	LENGTH (mm)	COLLECTIVE PACKAGING	PRICED PER	NET PRICE
02467	SILVER	3000	20	ITEM	
02468	LIGHT BROWN	3000	20	ITEM	
02469	GOLD	3000	20	ITEM	

Handle drawer **008**

**i** Can be used with end caps, left (222439) and right (222438).



CODE	COLOUR	LENGTH (mm)	COLLECTIVE PACKAGING	PRICED PER	NET PRICE
50414	SILVER	3000	20	ITEM	

End cap for Handle drawer **008**

CODE	COLOUR		COLLECTIVE PACKAGING	PRICED PER	NET PRICE
222438	SILVER	RIGHT	100	ITEM	
222439	SILVER	LEFT	100	ITEM	

Furniture hinge



CODE	COLOUR	LENGTH (mm)	COLLECTIVE PACKAGING	PRICED PER	NET PRICE
22346	BRASS	-	24	ITEM	

Clip hinge



CODE	COLOUR	LENGTH (mm)	COLLECTIVE PACKAGING	PRICED PER	NET PRICE
134-126	SILVER	-	400	ITEM	
134-124	LIGHT BROWN	-	400	ITEM	
134-125	GOLD	-	400	ITEM	

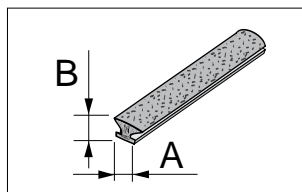
Lock for sliding doors



CODE	COLOUR	LENGTH (mm)	COLLECTIVE PACKAGING	PRICED PER	NET PRICE
20161	SILVER	-	1	ITEM	



**TEXTILE DOOR STOP  
and ANTI-DUST BRUSHES**



CODE	NAME	A (mm)	B (mm)	INSTALLATION	COLLECTIVE PACKAGING	PRICED PER	NET PRICE
20094	TEXTILE DOOR STOP	14.5	4	INSERTED	200	RUNNING METRE	
20224	TEXTILE DOOR STOP	14.5	4	INSERTED	10	COLLECTIVE PACKAGE (60 r.m.)	
20158	TEXTILE DOOR STOP	14.5	6	INSERTED	200	RUNNING METRE	
20020	TEXTILE DOOR STOP	4.8	4	INSERTED	550	RUNNING METRE	
20225	TEXTILE DOOR STOP	4.8	4	INSERTED	10	COLLECTIVE PACKAGE (100 r.m.)	
20021	TEXTILE DOOR STOP	4.8	6	INSERTED	550	RUNNING METRE	
20082	TEXTILE DOOR STOP	4.8	9	INSERTED	200	RUNNING METRE	
20023	TEXTILE DOOR STOP	4.8	4	GLUE	550	RUNNING METRE	
20228	TEXTILE DOOR STOP	4.8	4	GLUE	10	COLLECTIVE PACKAGE (100 r.m.)	
20046	TEXTILE DOOR STOP	6.7	4	GLUE	550	RUNNING METRE	
20229	TEXTILE DOOR STOP	6.7	4	GLUE	10	COLLECTIVE PACKAGE (100 r.m.)	
20024	ANTI-DUST BRUSH	4.8	13	INSERTED	200	RUNNING METRE	
20226	ANTI-DUST BRUSH	4.8	13	INSERTED	10	COLLECTIVE PACKAGE (60 r.m.)	
20143	ANTI-DUST BRUSH	6.7	9	GLUE	200	RUNNING METRE	
20027	ANTI-DUST BRUSH	6.7	13	GLUE	200	RUNNING METRE	
20227	ANTI-DUST BRUSH	6.7	13	GLUE	12	COLLECTIVE PACKAGE (60 r.m.)	

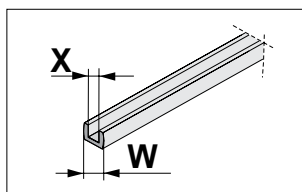
**Brush clips**



**i** Brush clip for brushes self-adhesive  
Collective package includes 100 pcs

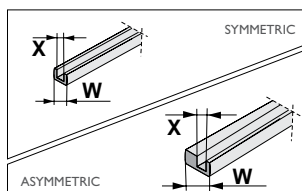
CODE	COLLECTIVE PACKAGING	PRICED PER	NET PRICE
20223	1	COLLECTIVE PACKAGE	

**GASKET**



CODE	X (mm)	W (mm)	COLLECTIVE PACKAGING	PRICED PER	NET PRICE
20031	4	10	100	RUNNING METRE	
20032	4.5	10	100	RUNNING METRE	
20033	6	10	100	RUNNING METRE	
20098	6.4	10	100	RUNNING METRE	
20052	8	10	100	RUNNING METRE	

**GASKET SYMMETRIC and  
ASYMMETRIC**



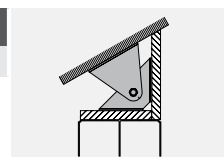
CODE	X (mm)	W (mm)	COLLECTIVE PACKAGING	PRICED PER	NET PRICE
20106 asymmetric	4	18	1	COLLECTIVE PACKAGE (25 r.m.)	
20102 symmetric	4	18	1	COLLECTIVE PACKAGE (25 r.m.)	
20145 symmetric	8	18	1	COLLECTIVE PACKAGE (25 r.m.)	

**Ceiling bracket**



**i** For all sliding door systems with bottom track for slanted ceiling  
Collective package includes 2 pcs

CODE	COLLECTIVE PACKAGING	PRICED PER	NET PRICE
222650	24	COLLECTIVE PACKAGE	






SOFT-CLOSE

# SEVROMATIC

Soft-close for sliding doors

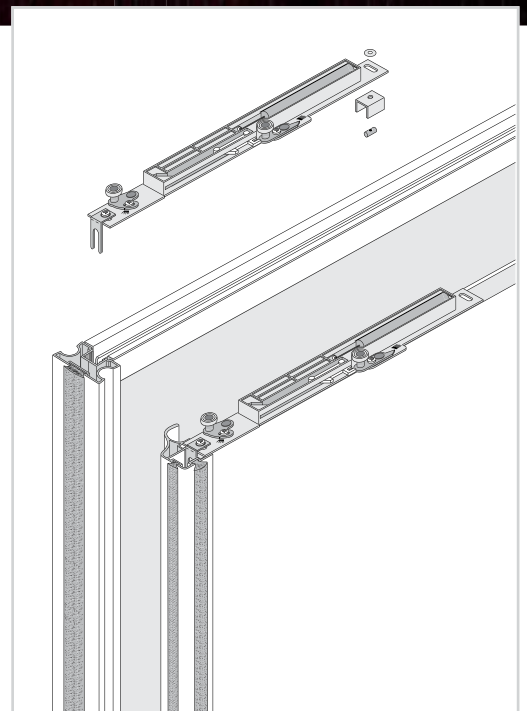


8 kg	14 kg	16 kg	25 kg	35 kg
40 kg	45 kg	50 kg	60 kg	70 kg
100 kg	120 kg			
10mm BOARD	16mm BOARD	18mm BOARD	16-40mm BOARD	16-50mm BOARD
BOARD-MIRROR	4mm MIRROR	4.5mm GLASS	6mm GLASS	8-12mm GLASS
PARTS	ONE PACK	PROGRAMME VICTORIA	ABC	EASY BUY



## CHARACTERISTICS

► Application	Sliding doors
► Track	Twin and single
▼ Carriage system	Bottom
► Top guide	Ball bearing carriage + Sevromatic
► Bottom guide	Carriage WD 10V, WD 10C, WD 18V, WD 18C
► Construction	Frame and board
► Filling thickness	18 mm, 16 mm, 10 mm
► Filling type	18 and 10 mm MFC, 4.5-6 mm safety glass, 4 mm mirror
► Max. door load:	25 kg and 50 kg
► Max. handle length	n/a
► Textile door stops	n/a
► Anti-dust brushes	n/a
► Sales programme	n/a
► Decorative profile programme	n/a






Soft-close for sliding doors

**SEVROMATIC SV-25 i SV-50**
 Set includes 2 items L & R.


CODE	KG	COLLECTIVE PACKAGING	PRICED PER	NET PRICE
20139	25	24	SET	
20200	50	24	SET	


 Set components

NAME	SET QUANTITY
soft-close mechanism	2 pcs
soft-close catch	2 pcs
spacer	2 pcs
fastening pin	2 pcs
washer corona	4 pcs
washer	2 pcs
bolt M3 x 12	2 pcs
screw with countersunk head 4 x 20	2 pcs
screw 4 x 20	6 pcs
screw 3,5 x 30	4 pcs
assembly instructions	1 copy

SOFT-CLOSE for sliding doors **SEVROMATIC SV-25**SOFT-CLOSE for sliding doors **SEVROMATIC SV-50**



SOFT-CLOSE

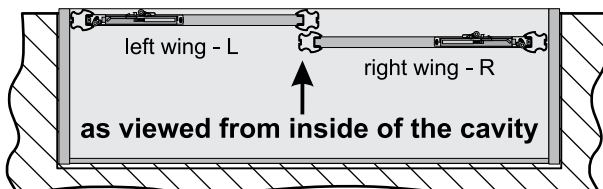
SEVROMATIC

Assembly instructions for **SOFT-CLOSE**  
for sliding doors

## Assembly of soft-close mechanism with systems GEMINI 10, COMFORT 10, MAXIM 18, SINGLE 10, TOP 10, TOP 18

### ATTENTION!

Soft-close mechanisms are specific to left or right door wings.  
The symbols L-left, R- right are marked on the underside of the mechanism.

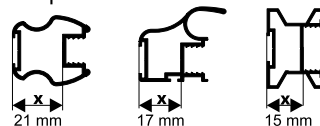


Calculating distance mounting  
grripper from the wardrobe side

$$N = 110 \text{ mm} + X$$

X dimension is variable and depends  
on the type of handle.

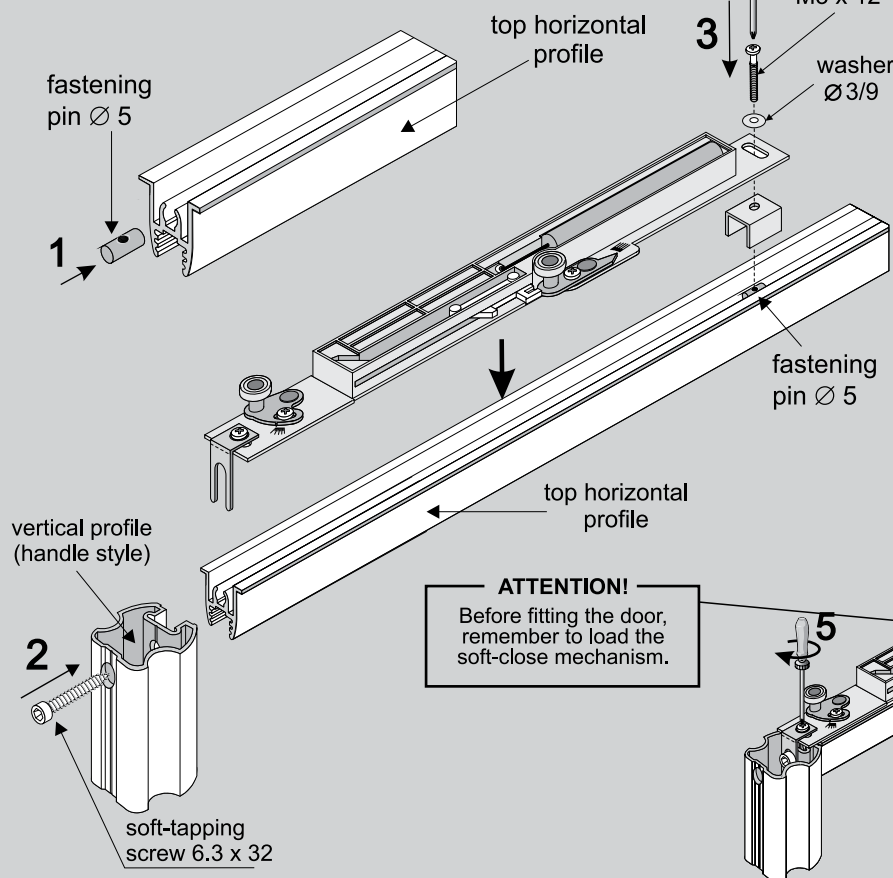
Examples:



**Sevromatic SV-25** - for doors with  
carriages 14-25 kg

**Sevromatic SV-50** - for doors with  
carriages 25-50 kg

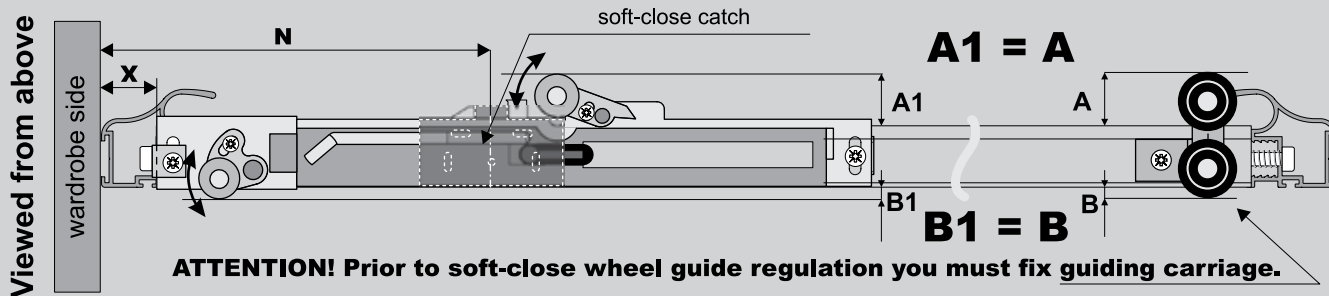
Optimal operational effect  
of soft-close will be obtained  
when the ratio of door height  
to door width h/w is between  
1/1 and 3/1



### Lateral adjustment

Depending on handle style used:  
**ROMEO, GEMINI, 10-ka II.....etc.**

- regulate first - 4,
- fasten screws - 5.



### COMPONENTS

Soft-close for sliding doors **Sevromatic SV-25, SV-50**

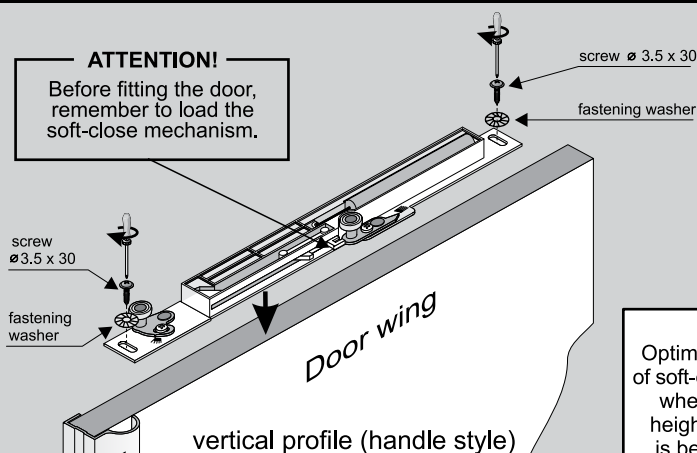
			fastening pin	- 2 pcs		screw 4 x 20	- 6 pcs	
Soft-close mechanism SV-25 or SV-50 - 2 pcs	Soft-close catch - 2 pcs	Spacer - 2 pcs	fastening washer	- 4 pcs		screw 4 x 20	- 2 pcs	
			washer	- 2 pcs		screw 3.5 x 30	- 4 pcs	
			bolt M 3 x 12	- 2 pcs				



## Assembly of soft-close mechanism with systems GEMINI 18, COMFORT 18, MAXIM 18 Board

### ATTENTION!

Before fitting the door, remember to load the soft-close mechanism.



Calculation of the catch position from the wardrobe side

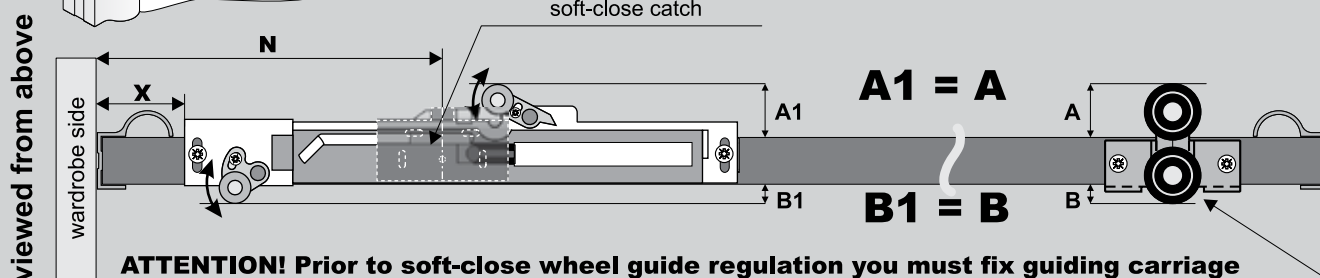
$$N = 110 \text{ mm} + X$$

$X \leq 40 \text{ mm}$  - distance is decided by the individual fitter

Optimal operational effect of soft-close will be obtained when the ratio of door height to door width h/w is between 1/1 and 3/1

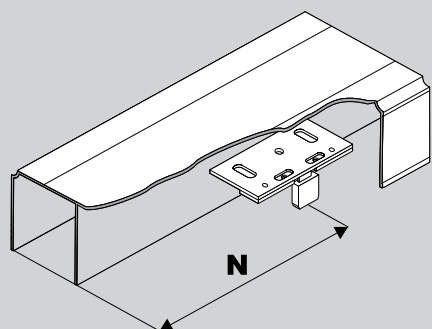
**Sevromatic SV-25** - for doors with carriages 14-25 kg

**Sevromatic SV-50** - for doors with carriages 25-50 kg

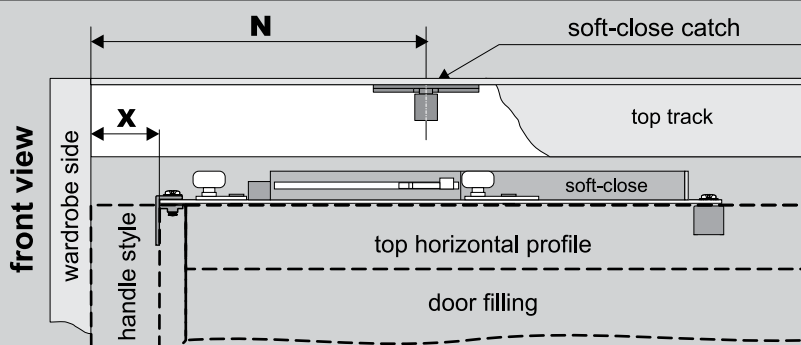


**ATTENTION! Prior to soft-close wheel guide regulation you must fix guiding carriage**

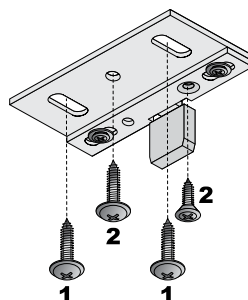
## Assembly of soft-close catch with systems: GEMINI 10, GEMINI 18, COMFORT 10, COMFORT 18, MAXIM 18, MAXIM 18 Board, SINGLE 10, TOP 10, TOP 18



$$N = 110 \text{ mm} + X$$



### Fastening method of soft-close catch.



**1.** fix soft-close catch with screws 4 x 20.



**2.** regulate (regulation on two levels), and then block with screws 4 x 20.



## SOFT-CLOSE

## SEVROMATIC MINI SV-40

Soft-close for sliding doors



## CHARACTERISTICS

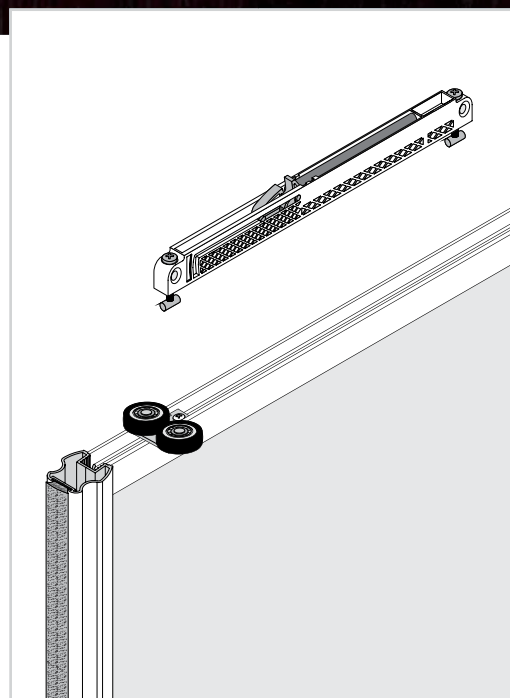
► Application	Sliding doors
► Track	Twin and single
▼ Carriage system	Bottom
► Top guide	Ball bearing carriage
► Bottom guide	Carriage WD 10V, WD 10C
► Construction	Frame
► Filling thickness	18 mm, 10 mm
► Filling type	18 and 10 mm MFC, 4.5-6 mm safety glass, 4 mm mirror
► Max. door load	40 kg
► Max. handle length	n/a
► Textile door stops	n/a
► Anti-dust brushes	n/a
► Sales programme	n/a
► Decorative profile programme	n/a

Soft-close for sliding doors  
**SEVROMATIC MINI SV-40****i** Each set includes 2 items

CODE	KG	COLLECTIVE PACKAGING	PRICED PER	PRICE
20258	40	24	SET	

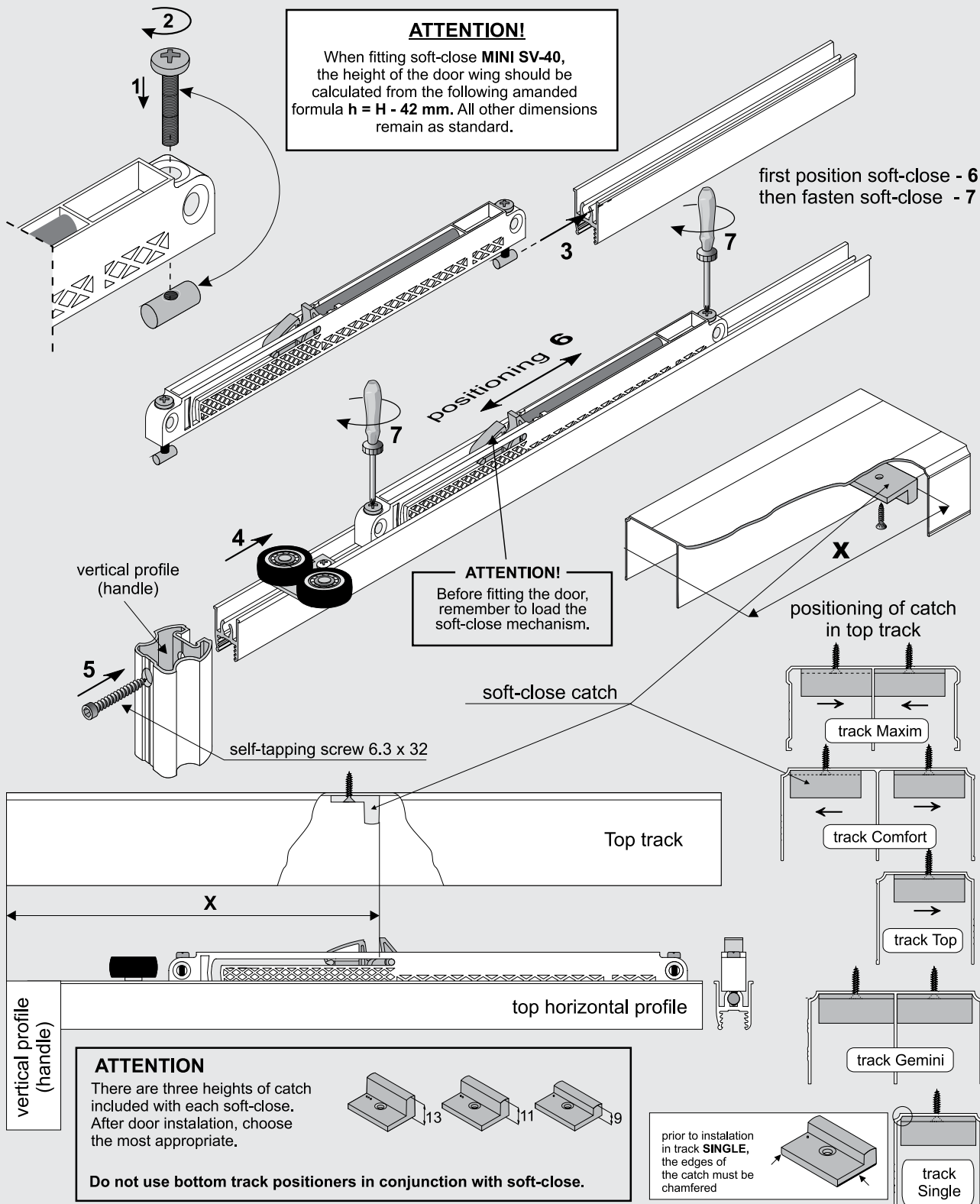
**i** Set components

NAME	QUANTITY
soft-close mechanism	2 pcs
soft-close catch (different sizes)	3 pcs x 2
fastening pin	4 pcs
screw M3 x 20	4 pcs



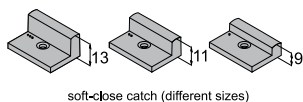
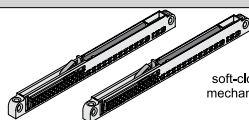


## Assembly of soft-close mechanism with systems: GEMINI 10, COMFORT 10, MAXIM 18, SINGLE 10, TOP 10, TOP 18



### COMPONENTS

#### Soft-close for sliding doors Sevromatic MINI SV-40 (40 kg)



fastening pin - 4 pcs



screw M 3 x 20 - 4 pcs



# SOFT-CLOSE SEVROMATIC TOP

Soft-close for sliding doors



## CHARACTERISTICS

► Application	Sliding doors
► Track	Twin and single
▼ Carriage system	Bottom
► Top guide	Ball bearing carriage
► Bottom guide	Carriage WD 10V, WD 10C
► Construction	Frame
► Filling thickness	18 mm, 10 mm
► Filling type	18 and 10 mm MFC, 4.5-6 mm safety glass, 4 mm mirror
► Max. door load	60 kg and 80 kg
► Max. handle length	n/a
► Textile door stops	n/a
► Anti-dust brushes	n/a
► Sales programme	n/a
► Decorative profile programme	n/a

Soft-close for sliding doors  
**SEVROMATIC TOP SV-60**  
and **SV-80**

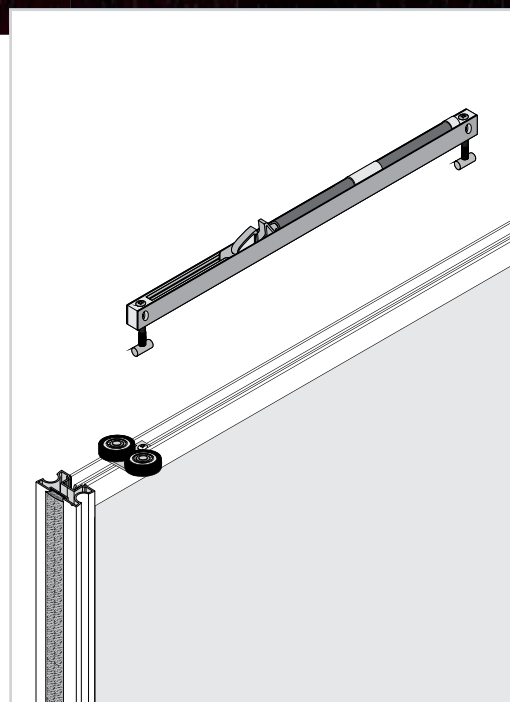


**i** Each set includes 2 items

CODE	KG	COLLECTIVE PACKAGING	PRICED PER	PRICE
20259	60	24	SET	
20267	80	24	SET	

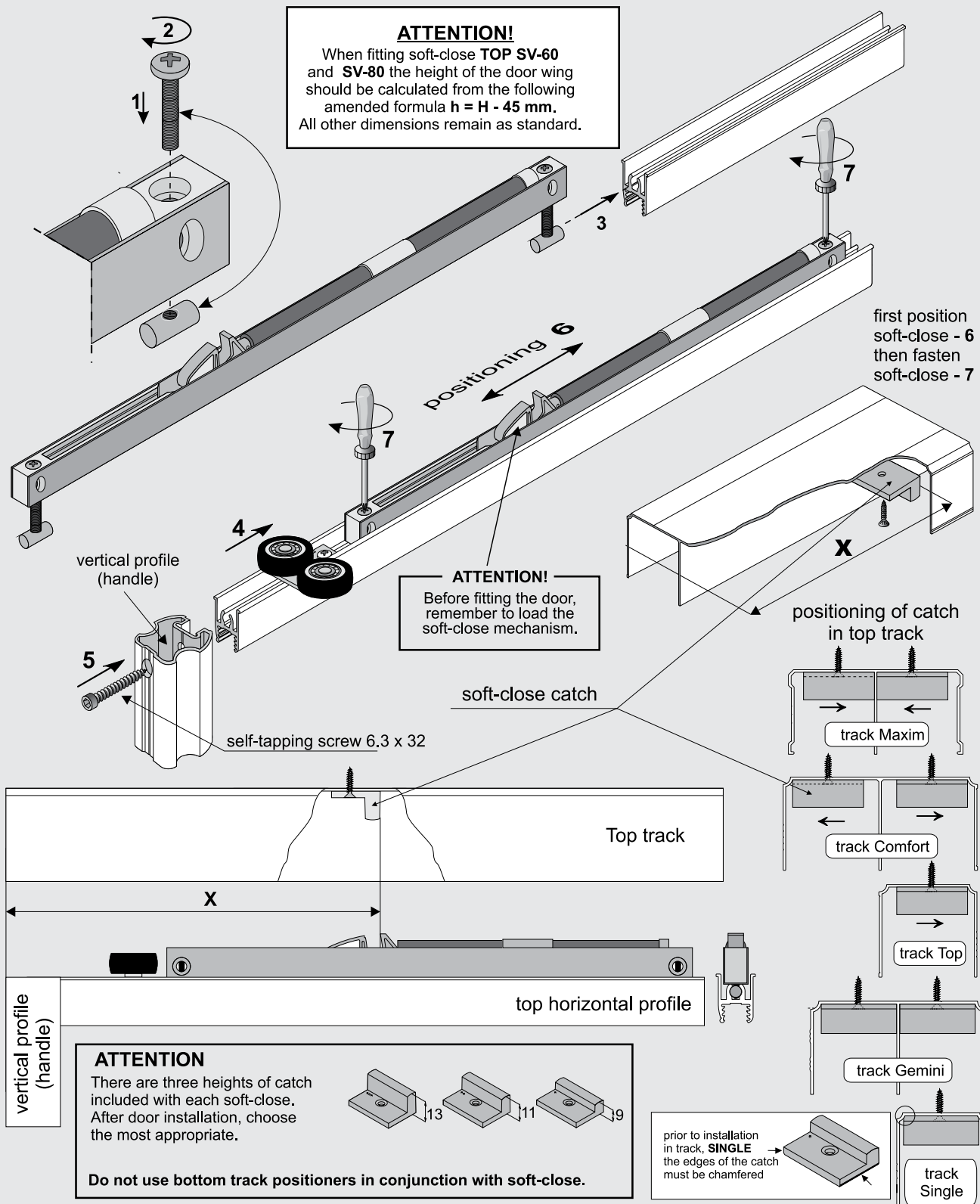
**i** Set components

NAME	QUANTITY
soft-close mechanism	2 pcs
soft-close catch (different sizes)	3 pcs x 2
fastening pin	4 pcs
screw M3 x 20	4 pcs



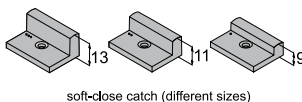
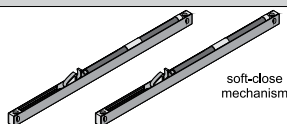


## Assembly of soft-close mechanism with systems: GEMINI 10, COMFORT 10, MAXIM 18, SINGLE 10, TOP 10, TOP 18



### COMPONENTS

#### Soft-close for sliding doors Sevromatic TOP SV-60 (60 kg) and SV-80 (80 kg)



fastening pin - 4 pc.

screw M 3 x 20 - 4 pcs



# SOFT-CLOSE OPTIMA

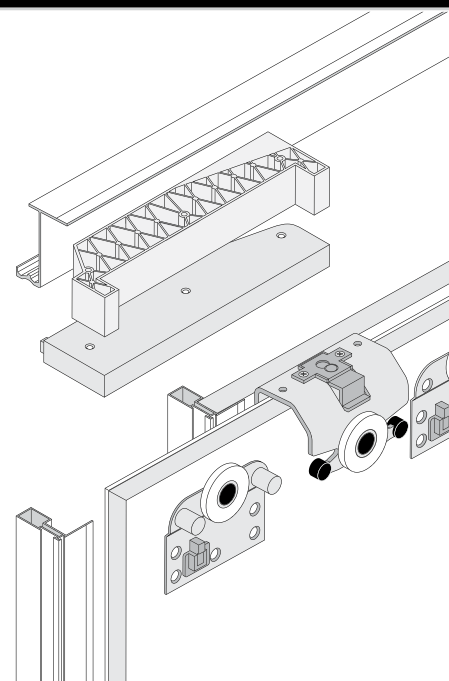


Soft-close for sliding doors



## CHARACTERISTICS

► Application	Sliding doors
► Track	Twin
▼ Carriage system	Top
► Top guide	Ball bearing carriage
► Bottom guide	Guiding bush
► Construction	Board
► Filling thickness	Board 16 mm lub 18 mm, 12 mm + mirror
► Filling type	16 and 18 mm MFC, 12 mm board + 4 mm mirror
► Max. door load:	40 kg
► Max. handle length	n/a
► Textile door stops	n/a
► Anti-dust brushes	n/a
► Sales programme	n/a
► Decorative profile programme	n/a



SOFT-CLOSE  
for sliding doors **OPTIMA**



**i** Set includes 2 soft-closes L & R

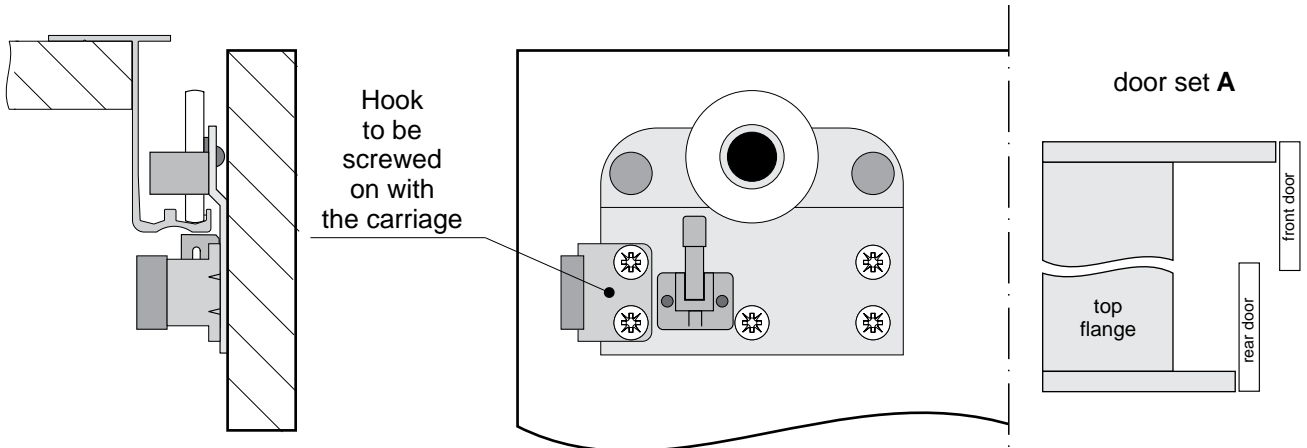
CODE	COLLECTIVE PACKAGING	PRICED PER	NET PRICE
20195	9	SET	

**i** Description

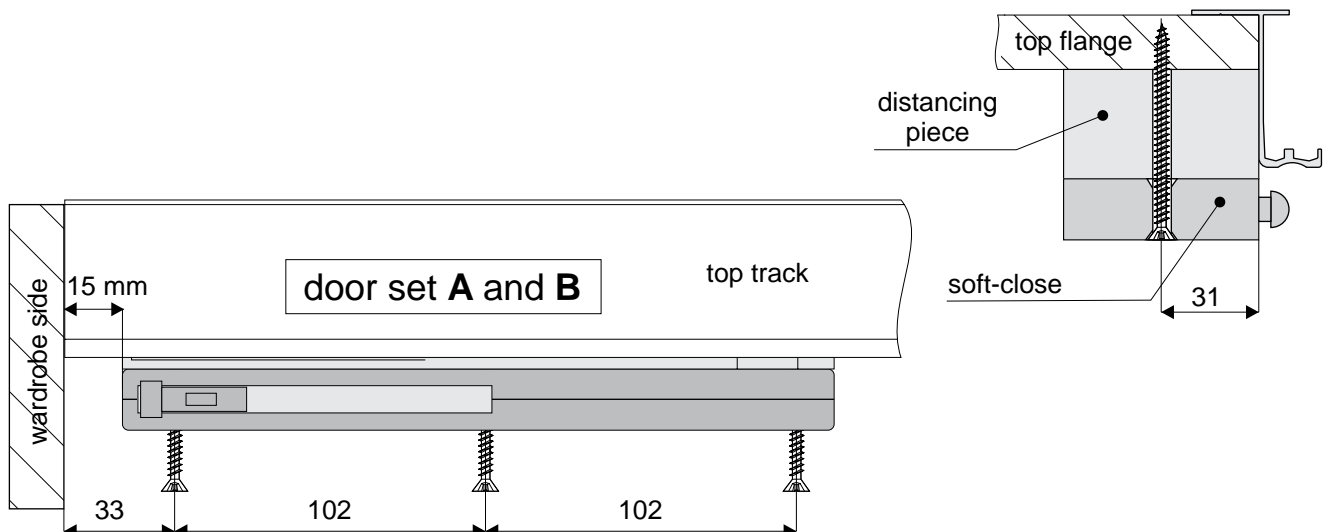
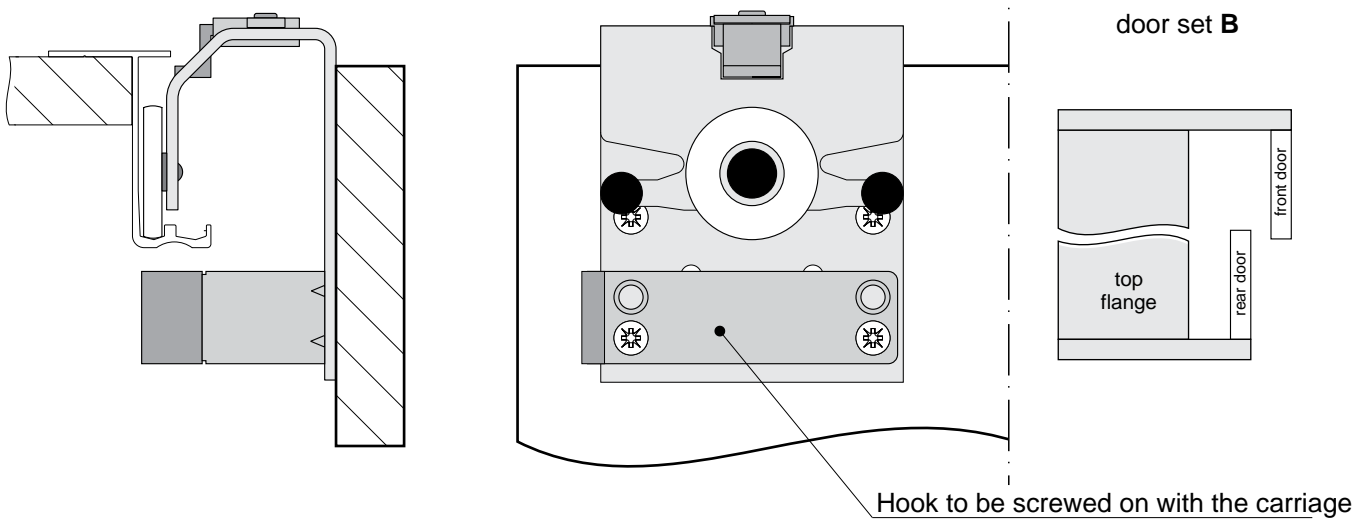
NAME	PRICED PER
Soft-close mechanism	2 pcs
Distancing piece	2 pcs
Soft-close catch (front door)	1 pc.
Soft-close catch (rear door)	1 pc.
Screw with countersunk head 4 x 10	6 pcs
Screw Euro 6 x 17	4 pcs



### Fastening of the soft-close hook to the rear door



### Fastening of the soft-close hook to the front door





SOFT-CLOSE

# HERKULES

Soft-close for sliding doors



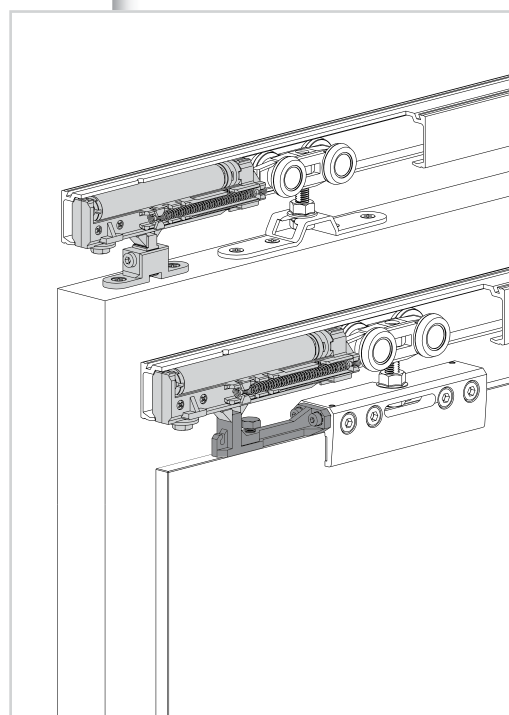
8 kg	14 kg	16 kg	25 kg	35 kg
40 kg	45 kg	50 kg	60 kg	80 kg
100 kg	120 kg			
10mm BOARD	16mm BOARD	18mm BOARD	16-40mm BOARD	16-50mm BOARD
BOARD-MIRROR	4mm MIRROR	4.5mm GLASS	6mm GLASS	8-12mm GLASS
PARTS	ONE PACK	ABC	BASY BUY	



Soft-close for sliding doors **HERKULES 60**

## CHARACTERISTICS

► Application	Sliding doors
► Track	Single
▼ Carriage system	Top
► Top guide	Needle bearing carriage (60 kg)
► Bottom guide	Plastic guide
► Construction	Board and glass
► Filling thickness	16-50 mm board or 9-12 mm glass
► Filling type	Board or glass
► Max. door load:	80 kg
► Max. handle length	n/a
► Textile door stops	n/a
► Anti-dust brushes	n/a
► Sales programme	n/a
► Decorative profile programme	n/a





SOFT-CLOSE  
for sliding doors **HERKULES**



**i** For systems HERKULES 60, 120 and HERKULES Glass

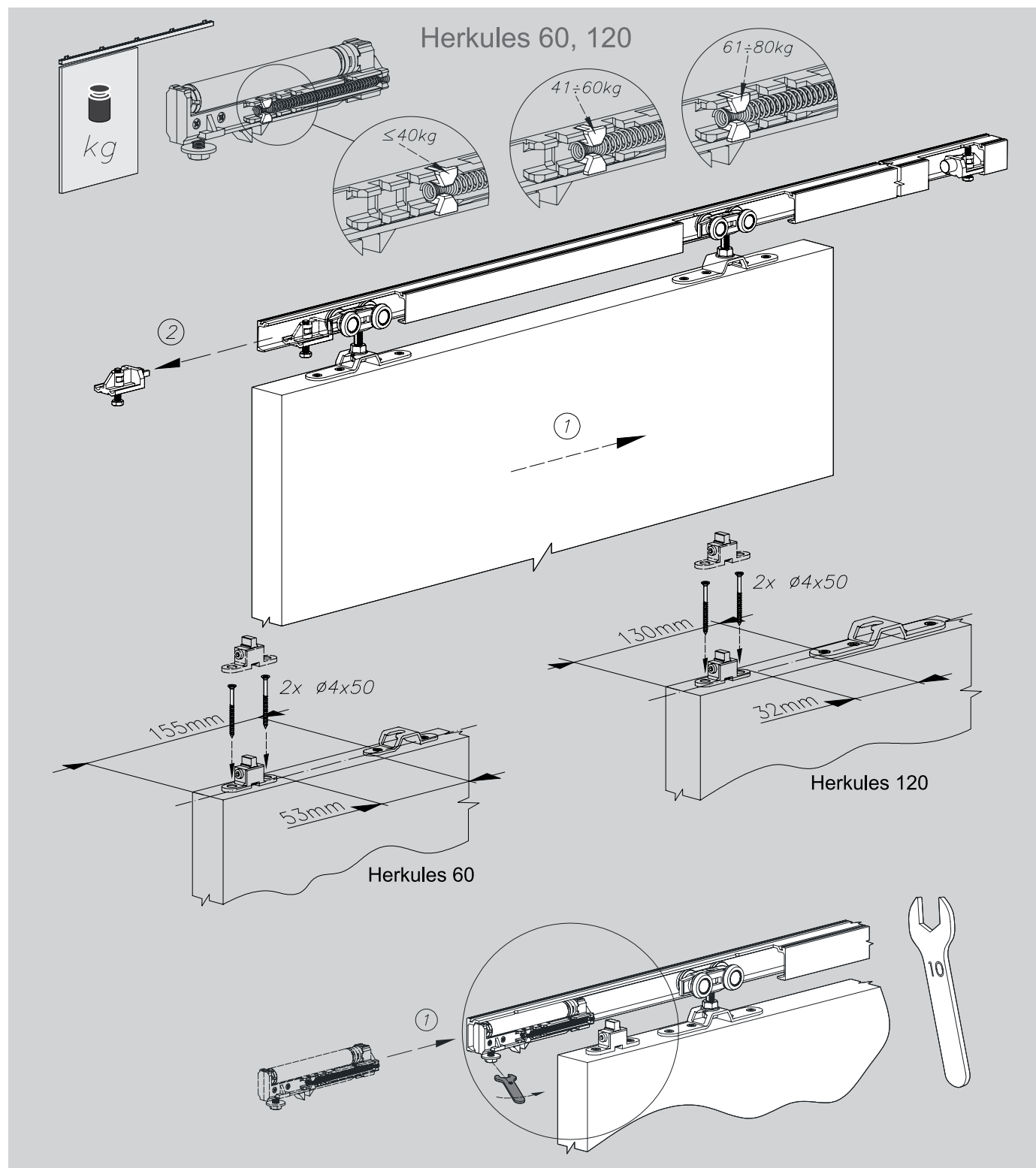
CODE	KG	COLLECTIVE PACKAGING	PRICED PER	NET PRICE
219-032	80	50	ITEM	

**i** Set components

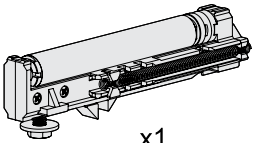
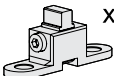

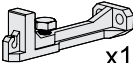

NAME	SET QUANTITY
Soft-close mechanism	1 pc.
Fixing to wooden doors or furniture board	1 pc.
Screw with countersunk head 4 x 50	2 pcs
Fitting for glass door	1 pc.
Screw M4 x 10	2 pcs
Washer	2 pcs
Allen key	1 pc.
Assembly instructions	1 copy



SOFT-CLOSE for sliding doors **HERKULES Glass**

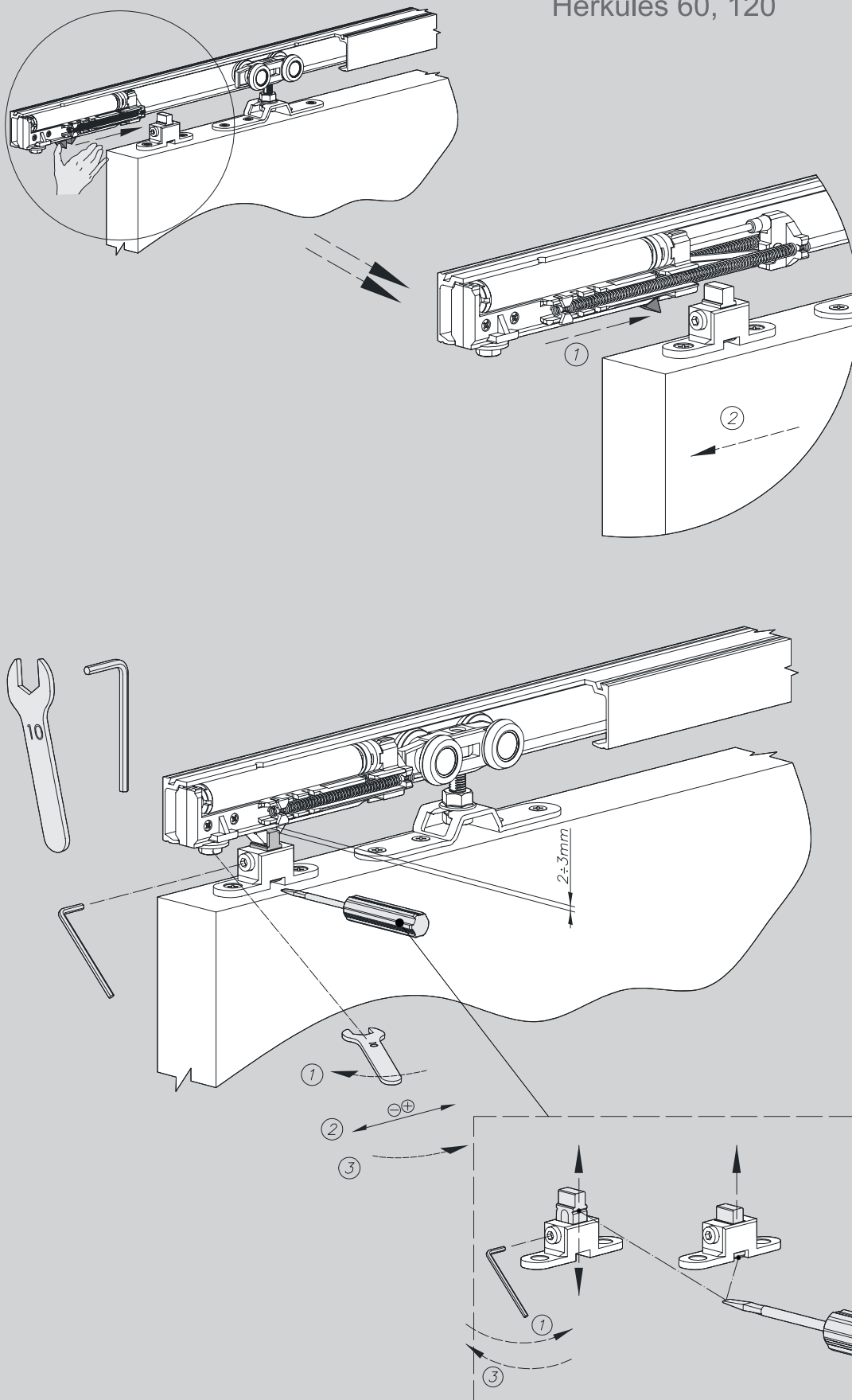


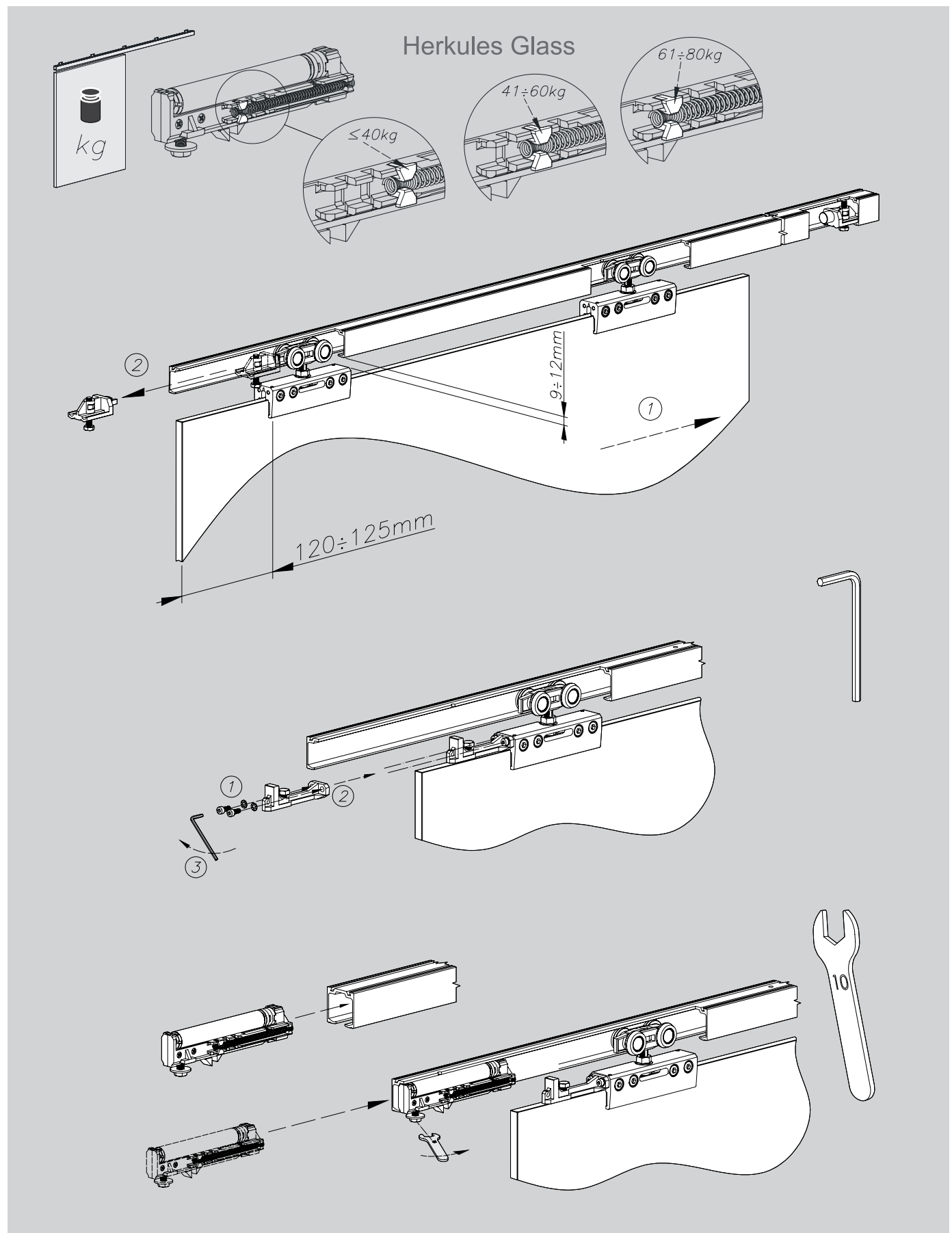
## COMPONENTS

Soft-close for sliding doors HERKULES - set			
 <p>x1</p> <p>soft-close SILENT-STOP mechanism</p>	 <p>x1</p> <p>Fixing to wooden doors or furniture board (Herkules 60/120)</p>	 <p>Ø 4 x 50 / 2 pcs</p>	 <p>x1</p> <p>Fixing to glass doors (Herkules Glass)</p>
			 <p>M4 x 10 / 2pcs</p> <p>2 pcs</p>



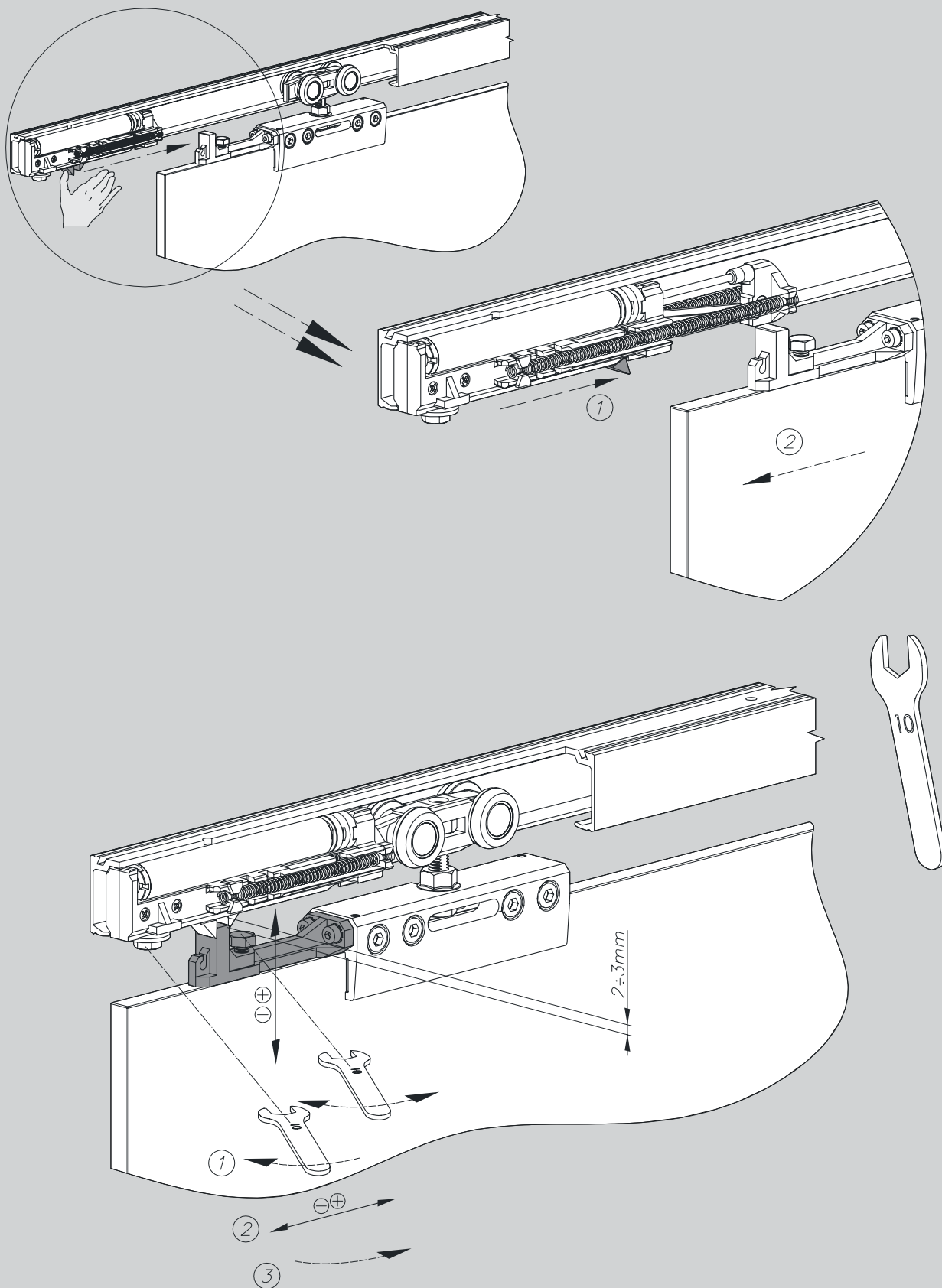
Herkules 60, 120







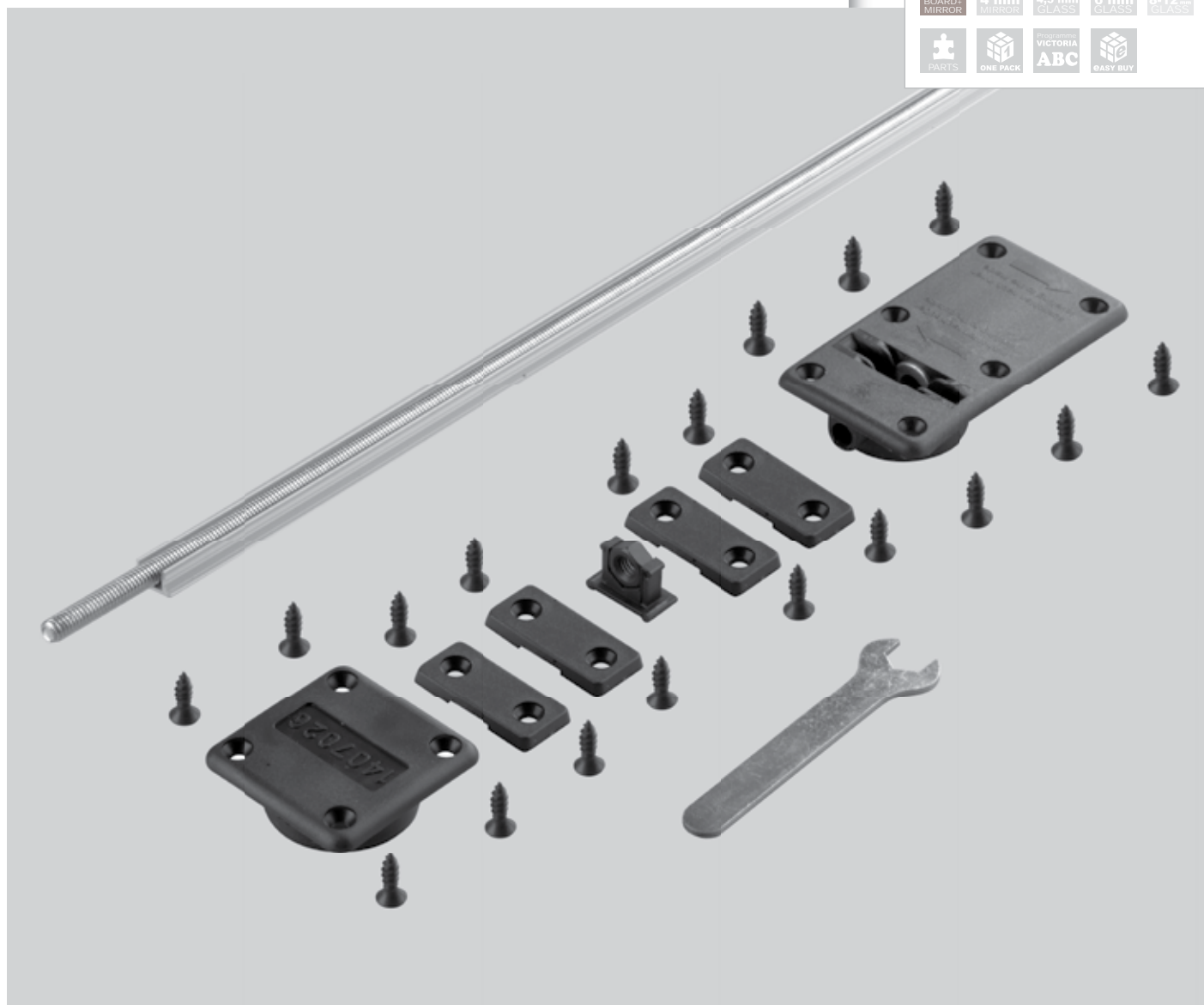
## Herkules Glass





# BOARD STRAIGHTENING SYSTEM

For 18, 16 and 12 mm chipboard and MDF board



CHARACTERISTICS	
► Application	door straightening
► Track	n/a
▼ Carriage system	n/a
► Top guide	n/a
► Bottom guide	n/a
► Construction	board
► Filling thickness	18 mm, 16 mm, 12 mm
► Filling type	board 18 mm, 16 mm and 12 mm + mirror 4 mm
► Max. Door load	n/a
► Max. Handle length	n/a
► Textile door stops	n/a
► Anti-dust brushes	n/a
► Sales programme	n/a
► Decorative profile programme DECOR	n/a

CODE	KG	COLLECTIVE PACKAGING	ITEM	NET PRICE PER ITEM
20239	-	50	SET	

## **i** Set components

NAME	QUANTITY
bottom mounting plate	1 pc.
top mounting plate	1 pc.
nut M6	2 pcs
cover for nut M6	1 pc.
cover strip fixing	4 pcs
cover strip	1 pc.
threaded bar M6 x 1987	1 pc.
10 mm spanner	1 pc.
fixing screw	set
assembly instructions	1 pc.

8 kg	14 kg	16 kg	25 kg	35 kg
40 kg	45 kg	50 kg	60 kg	70 kg
100 kg	120 kg			
12 mm BOARD	16 mm BOARD	18 mm BOARD	16-40 mm BOARD	16-50 mm BOARD
BOARD+MIRROR	4 mm MIRROR	4,5 mm GLASS	6 mm GLASS	8-12 mm GLASS
PARTS	ONE PACK	VICTORIA ABC	EASY BUY	

Door before fitting of the system

Door bows outwards

turn clockwise

Door bows inwards

turn anticlockwise

Prior to system fitting to the board, threaded bar M6 needs to be screwed into top and bottom mounting plate. The threaded bar must be screwed into the top mounting plate until resistance is felt.

Dimension A calculation, as well as threaded bar I length	
<p><u>door height <math>L &gt; 2100</math> mm</u></p> <p><math>A = (L - 1940) : 2</math></p> <p>I - threaded bar M6 without cutting</p>	<p><u>door height <math>L \leq 2100</math> mm</u></p> <p><math>A = 78</math> mm</p> <p>threaded bar M6 needs to be cut adequately</p> <p><math>I = L - 113</math> mm</p>

Machining of openings  $\varnothing 35$  mm and threaded bar channel 10 mm

board #16 & 18 mm

board #12 mm

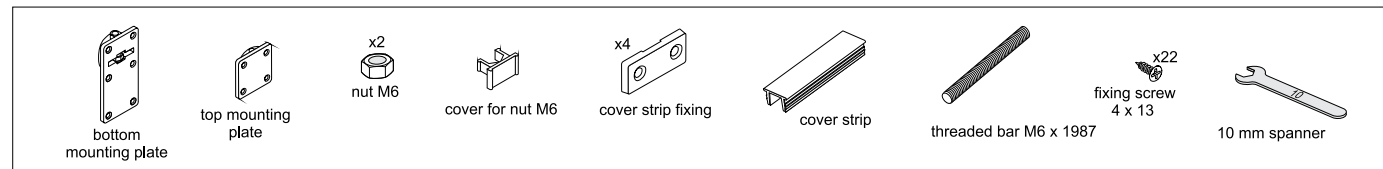
with 12 mm board machine before fixing the glass onto the board

threaded bar channel size

**ATTENTION!**

For boards 700 mm or wider we recommend the use of two straightening systems, fitting them parallel to one another

**COMPONENTS**



Hex head screwdriver



CODE	Application
16169	Vertical regulation of carriage WD18C (pressure screw M4 x 20)

Stencil for carriages



CODE	Application
20191	production of rebate outline for carriage WD18C/V in systems Gemini 18, Comfort 18 and Maxim 18 Board

Positioning jig (small)



CODE	Application
20173	drilling of assembly openings in handles for systems Gemini 10, Comfort 10, Single 10, Top 10 without the need to measure, scribe and point

Positioning jig **Maxim** small



CODE	Application
20183	drilling of assembly openings in handles for systems Maxim 18 and Top 10 without the need to measure, scribe and point

Drilling jig (large)



CODE	Application
20016	drilling of assembly openings in handles for systems Gemini 10, Comfort 10, Single 10, Top 10, Maxim 18 and Top 18 (using Maxim hole positioning jig); using step drill it is possible to simultaneously drill an opening with two diameters

**Maxim** hole positioning jig



CODE	Application
20099	when combined with drilling jig you can drill assembly openings in handle Prosper and Porto for systems Maxim and Top 18 using a step drill bit

Step drill bits 6.5 / 9.5 mm



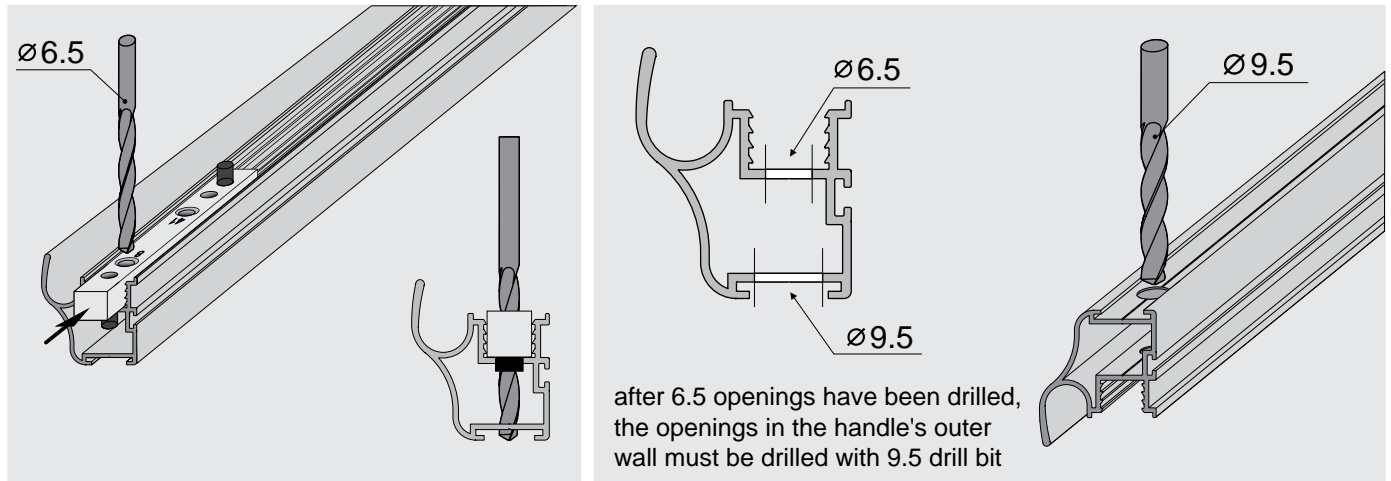
CODE	Application
20144	drilling of assembly openings in handles for systems Gemini 10, Comfort 10, Single 10, Top 10, Top 18, Maxim 18; can be used with drilling jig

Mounting tool (small)

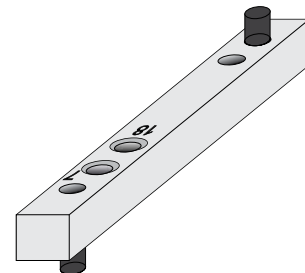
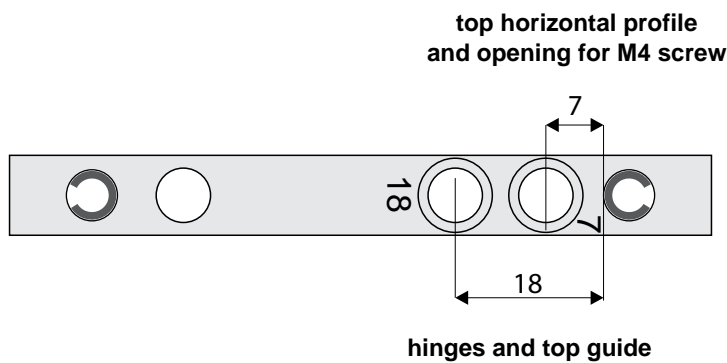

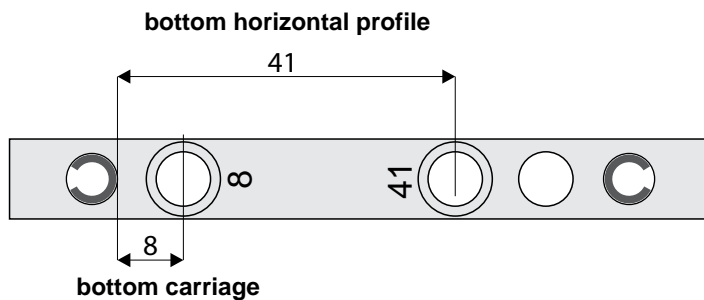


CODE	Application
20015	positioning for bottom carriage WD18C on bottom track Gemini and Comfort

Drilling jig enables quick and exact drilling of openings in handles, during assembly of all types of doors (**sliding, pull-apart, folding**) in systems **Gemini 10, Comfort 10, Dr 10, Ds 10**.

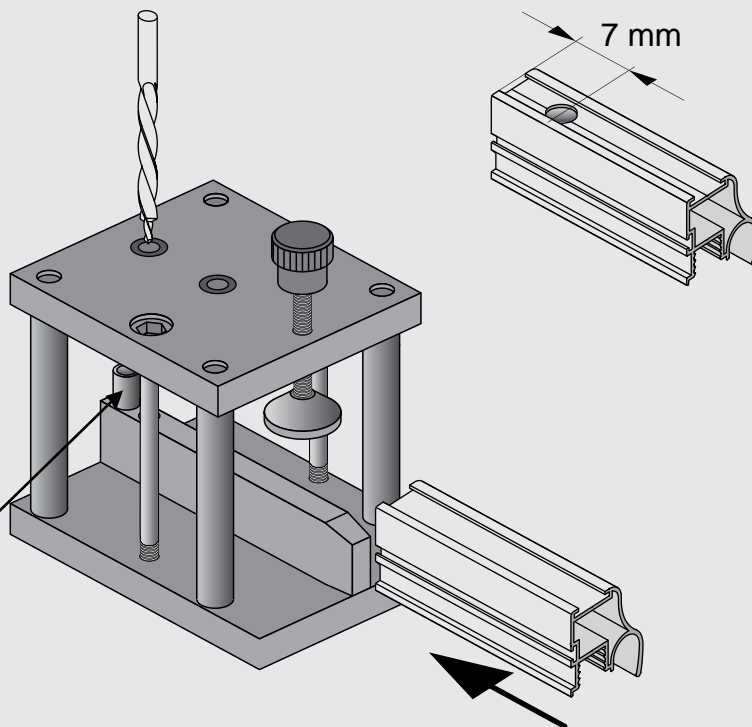
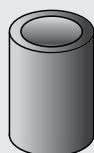


## size and position of openings

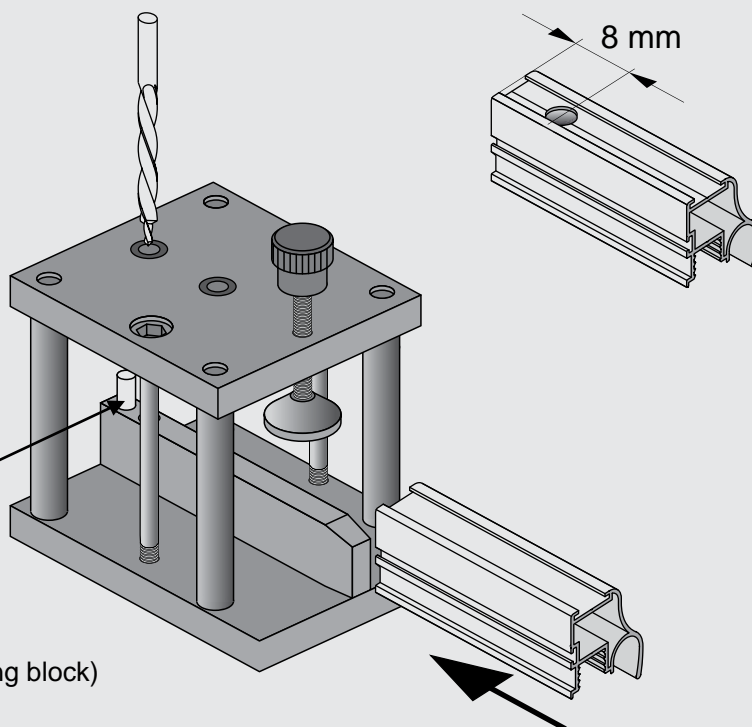


**Step drill 6.5 x 9.5  
should be used for drilling**

2. Opening positioned 7 mm  
from the end of the handle  
(use spacer)

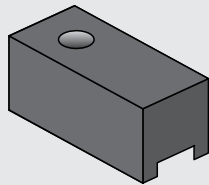


1. Opening positioned 8 mm  
from the end of the handle  
(do not use spacer or distancing block)

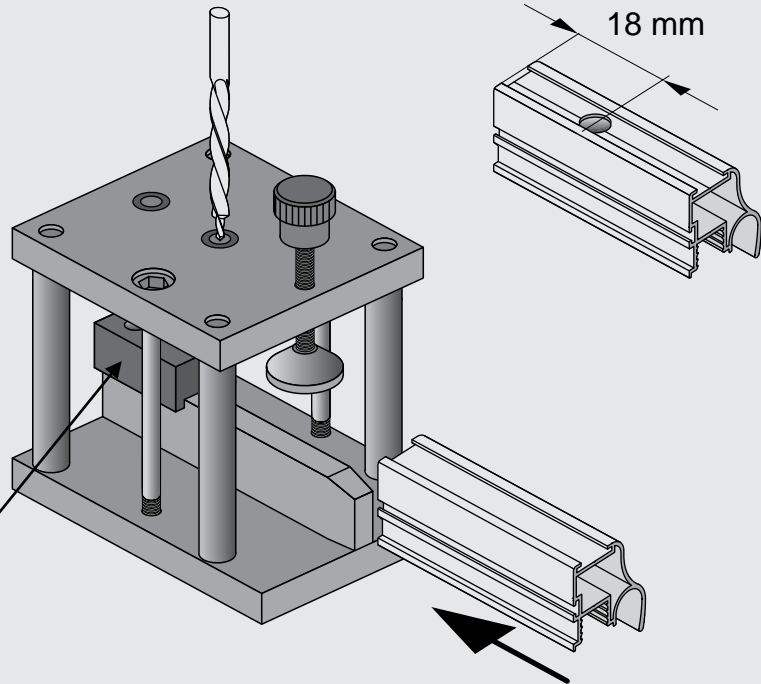


**Step drill 6.5 x 9.5  
should be used for drilling**

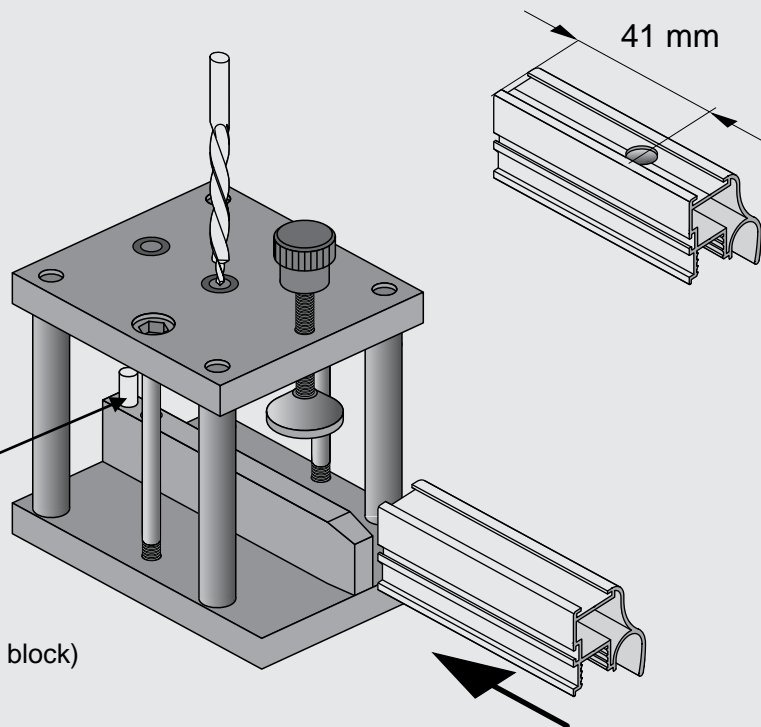
4. Opening positioned 18 mm  
from the end of the handle  
(use distancing block)



Distancing block



3. Opening positioned 41 mm  
from the end of the handle  
(do not use spacer or distancing block)






**Required:**

handle with ORNAMIC option, 23 mm wide and 0.6-1 mm thick ABS strip, retractable knife.

- 1 Prepare all necessary items



- 2 Slide ABS strip into adequate channels



- 3 Trim the excess at the end of profile



- 4 The end effect of decorating with ABS strip









SYMPTOMS	POSSIBLE REASONS	ERROR REMOVAL METHOD
Warped door wing #10, #18	Filling warped - due to changes in room humidity.	Routed channels on the back side of board. With 18 mm around 8 mm deep, with 10 mm around 3 mm deep.  We would like to remind that board producers recommend taping narrow edges, even the ones inserted into aluminium profile.  In spaces with high and unstable humidity (foyers, freshly plastered or painted rooms) the routed channels may not help. We suggest to use a stiff, thick profile. In extreme cases a door straightening turnbuckle can be used.  Countersink the edge of the board to be maximally 0.1-0.2 mm thicker than the size of the channel.
	Too big difference between board thickness and the width of board channel in profile (eg oversized board 10.2-10.4mm in undersized profile 9.6-9.7 mm).	
	Chipboard / mdf bent due to decorative finish (with wall paper or veneer) or varnishing on one side only. Also due to much thicker layer of varnish on the front side.	Veneer / varnish or paper the other side.
	Gluing of mirror / glass to 12 mm board with glue or silicon on the entire surface (or even with spots).	Essentially we recommend the usage of double sided tape. We suggest to use the biggest amount of tape at the bottom of the door, decreasing the amount towards the top.
Door wing warped in frame construction	Filling cut without preserving right angles  Frame horizontal profiles cut without preserving right angles.	Check whether diagonals lengths are equal. Alternatively cut again.  Check the angle and alternatively cut new ones.
Contact between lower horizontal profile (angle section) and bottom track	Bottom track laid on uneven surface. unlevelled track and door wings.	Even the surface, alternatively level track with washers.
Contact between door wing and top track	Unparallel top track to bottom track in horizontal plane. The height of opening at the place of contact is lower than assumed for door calculation.	Even the opening or shorten the door.
Juddering bottom carriages, contact between door wing and top track	Unparallel top track to bottom track in horizontal plane - "twisting".	Fasten top track and bottom track so that they are parallel to one another.
Noticeable resistance when sliding a door with carriages type V	Bottom track tilted from horizontal position in plane vertical to track.	Transverse tilt from the horizontal positioning for track V must be smaller than 0.5 mm. Carriages V are very sensitive to such unevenness.  In case of an impossibility to exactly level track (short accurate spirit level is necessary) we suggest swapping bottom track and carriages for type C - much less sensitive to transverse aberration.
Noticeable resistance whilst sliding door with soft-close	Soft-close incorrectly fastened.  Soft-close rollers incorrectly regulated.	Improve soft-close fastening.  Regulate the rollers.
Knocking of bottom carriages, heavier slide	Damage or indentation to plastic roller, generally due to exceeding allowed door weight, less commonly due to faulty material.  Excessive levels of dust or sand etc in bottom track.  Fault with roller shape, ingredients or structure of its material.	Exchange carriages for suitable load bearing items.  Regularly vacuum bottom track. Clean rollers from dust and sand. Carriages with used rollers exchange for new ones.  Exchange carriage for a new item.

# DOOR FILLINGS WEIGHT






FILLING TYPE	FILLING THICKNESS	FILLING WEIGHT*
BOARD	18 mm	≈ 13 kg / m <sup>2</sup>
	16 mm	≈ 11 kg / m <sup>2</sup>
	12 mm	≈ 9 kg / m <sup>2</sup>
	10 mm	≈ 8 kg / m <sup>2</sup>
GLASS	12 mm	≈ 30 kg / m <sup>2</sup>
	10 mm	≈ 25 kg / m <sup>2</sup>
	8 mm	≈ 20 kg / m <sup>2</sup>
	6.5 mm	≈ 15 kg / m <sup>2</sup>
	4.5 mm	≈ 10 kg / m <sup>2</sup>
MIRROR	4 mm	≈ 10 kg / m <sup>2</sup>
MDF BOARD	50 mm	≈ 40 kg / m <sup>2</sup>
	38 mm	≈ 28.41 kg / m <sup>2</sup>
	30 mm	≈ 22.91 kg / m <sup>2</sup>
	28 mm	≈ 21.40 kg / m <sup>2</sup>
	25 mm	≈ 19.35 kg / m <sup>2</sup>
	18 mm	≈ 14.44 kg / m <sup>2</sup>
	16 mm	≈ 13 kg / m <sup>2</sup>
	10 mm	≈ 8.08 kg / m <sup>2</sup>
	8 mm	≈ 6.54 kg / m <sup>2</sup>
	6 mm	≈ 4.97 kg / m <sup>2</sup>

\* table values are for estimation only


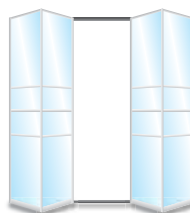
## Sliding doors with two wings



## Sliding doors with three wings






## Folding doors



## Pull-apart doors



## Pathway doors



# INDEX

## A

Angle section 10 x 10 **369**  
Angle section 10 x 18 **369**  
Angle section 18 x 18 **369**  
Angle section 18 x 36 **369**  
Angle section 22 x 22 **369**  
Angle section 36 x 36 **369**  
Angle section K2-Decor **19, 145, 187, 211, 236, 252, 320, 370**  
Angle section Mini **145, 186, 210, 236, 252, 276, 313, 319, 274, 370**  
Angle section Mini Decor **314**  
Angle section ZW 20 x 18 **145 187, 211, 236, 252, 275, 313, 319, 370**  
Angle support LINEA **361**  
Anti-dust brush **369**

## B

Bar support Wilson **351**  
Bar Wilson 1200 mm **351**  
Big Clip Hinge **365**  
Bottom carriage ARES 2 **23**  
Bottom carriage WD10C HI-TEC **124, 173, 228**  
Bottom carriage WD10V DUO **58, 201**  
Bottom carriage WD10V Ekonomik **218**  
Bottom carriage WD10V HI-TEC **31, 47, 58, 124, 173, 201, 228**  
Bottom carriage WD18C HI-TEC **144, 186, 235**  
Bottom carriage WD18V HI-TEC **144, 186, 210, 236**  
Bottom pivot APOLLO **265**  
Bottom pivot seat APOLLO **265**  
Bottom pivot with seat HERKULES PLUS **299**  
Bottom track Comfort **170, 184**  
Bottom track Comfort - Decor **170, 183**  
Bottom track Doubler II **171, 184**  
Bottom track Ekonomik **217**  
Bottom track Ekonomik **217**  
Bottom track Elegant - Decor **122, 143, 227, 234**  
Bottom track Exclusive - Ornamic **77, 267, 273, 279**  
Bottom track First **282, 305**  
Bottom track Gemini - Decor **121, 142, 226, 234**  
Bottom track Hide G **29, 45, 56**  
Bottom track Hide M **29, 44, 56**  
Bottom track Hide N **29, 45, 56**  
Bottom track Hide W II **29, 45, 56**  
Bottom track Line **287**  
Bottom track Maxim II **200, 209**  
Bottom track Optima **251**  
Bottom track seat **30, 45, 55**  
Brush clip **372**  
Bump stopper, top URSUS-EXCLUSIVE OGUE **68, 89**

## C

C profile 16 **365**  
C profile 16 - Decor **365**  
C profile 18 **269, 366**  
C profile 18 - Decor **366**  
C profile 20 x 20 **366**  
C profile 36 - Decor **366**  
C profile Duo 16 - Decor **367**  
C profile Mini 18 **366**  
C profile Mini 36 **366**  
C profile steel 1109 **98, 298**  
Carriage 20 **93, 245**  
Carriage 21 **245**  
Carriage 22 **246**  
Carriage H120 HERKULES **97**  
Carriage H60 HERKULES **97**  
Carriage HP25 HERKULES PLUS **299**  
Carriage HP40 HERKULES PLUS **299**

Carriage template **376**  
Ceiling bracket **372**  
Channel 1109 **300**  
Clamp for glass **105**  
Clipstopper **93, 245**  
Clipstopper ARES 2 **23**  
Clipstopper HERKULES **97, 105**  
Clip hinge **266, 300, 371**  
Connectors SYMETRIC **113**  
Components of set without track HERKULES PLUS 25 KG **301**  
Components of set without track HERKULES PLUS 40 KG **301**  
Cord roller SYMETRIC **113**  
Countersunk screw UNIX **19**  
Covering strip for bottom track Doubler II - Decor **171, 184**  
Covering strip for track Ekonomik **217**  
Covering strip for track Maxim II - Decor **200, 209**  
Covering strip for track SINGLE **28**

## D

Decoration profile programme Decor **384**  
Decoration programme Ornamic **386**  
Door stop **68, 89**  
Double shock absorber APOLLO **264**  
Drilling jig (large) **392**

## E

EASY BUY EKONOMIK **219**  
EASY BUY MAXIM **202**  
EKONOMIK E20-I SET and EKONOMIK E30-I SET **219**  
End cap for interior profile LINEA **362**  
End cap for track SINGLE with bottom and top stoppers **28**  
End cap for track HIDE N **30, 45, 57**  
End cup for tube Ø16 **362**  
End cap WILSON **351**

## F

Fastening angle section SYMETRIC **111**  
Flat bar profile D20 **365**  
Foot LINEA **362**  
Frame profile 04 **337**  
Frame profile 05 **341**  
Frame profile 06 **341**  
Frame profile 07 **341**  
Frame profile 08 **341**  
Frame profile 1727 **347**  
Frame profile 1728 **347**  
Frame profile 1729 **347**  
Frame profile gasket 04/05 **338, 343**  
Frame profile gasket 06 **343**  
Frame profile gasket 1727 **348**  
Frame profile L24 Secret Line II **331**  
Frame profile L24 Slim Line **331**  
Frame profile S01 **339**  
Frame profile S02 **343**  
Frame profile S03 **343**  
Frame profile S04 **343**  
Furniture hinge **265, 371**  
Furniture hinge 40 kg **363**

## G

Gasket **32, 48, 59, 69, 125, 174, 202, 219, 229, 283, 309, 326, 372, 340, 345**  
Guide 102 N **68, 79, 89**  
Guide for glass doors **105**  
Guide plastic **93, 243**  
Guide BLUM universal **329, 337, 342**