

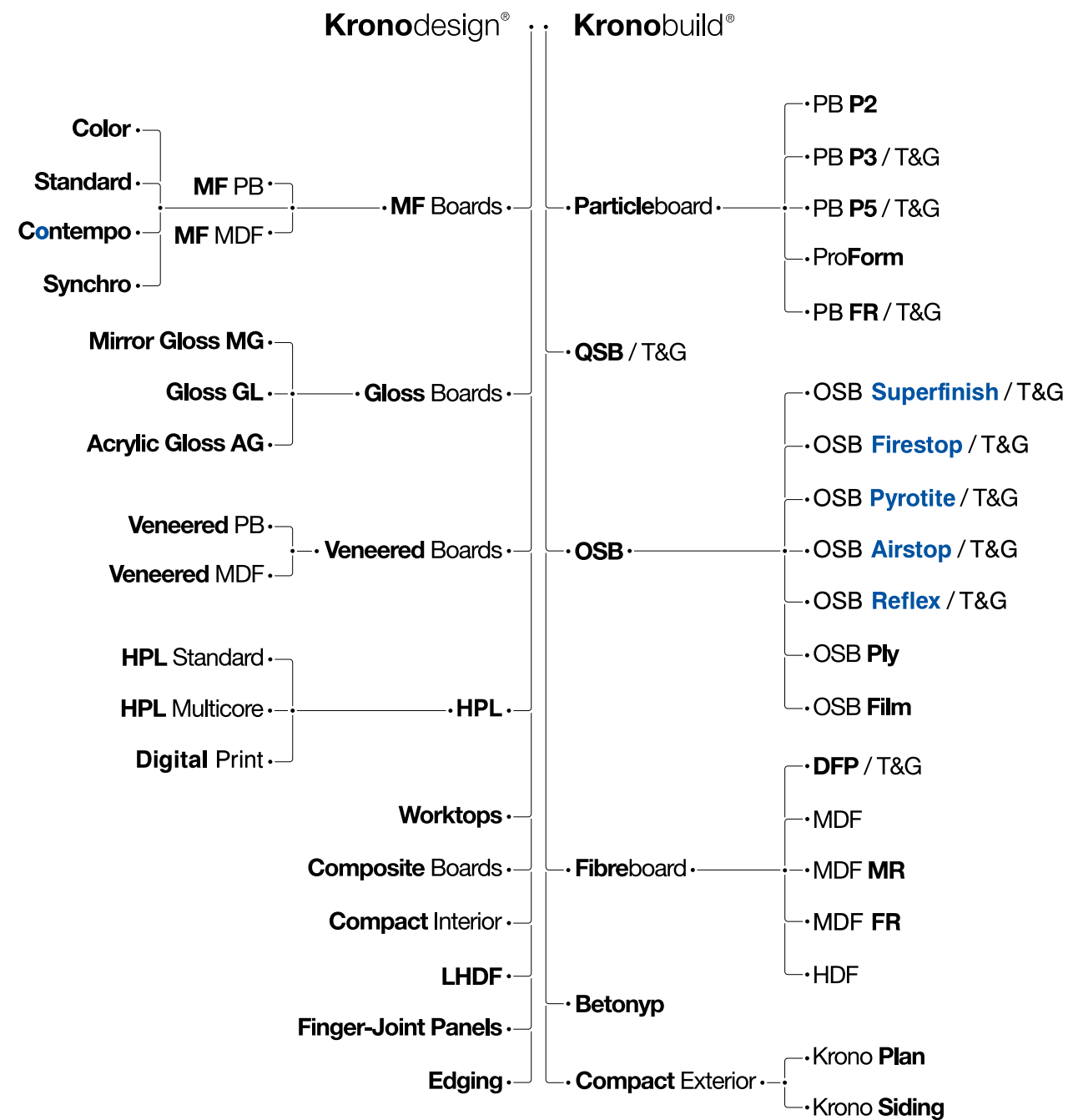


Kronodesign®



kronosspann



A World of Design Possibilities



Imagine holding in your hands the key to the world's leading wood-based panel producer and its largest ever selection of products inspired from the latest global design trends and proven industry knowledge and understanding.

Imagine being able to rely on its 118 years of innovation and expertise, more than 40 cutting-edge manufacturing sites and its collection of perfectly matched accessories.

Imagine it all can be readily accessed across global distribution channels with Kronospan Express.

Welcome to the world of Kronodesign®. What you need, when you need it. Accept nothing less.



04 - 27 **Trends 14/15**



04 **Submerged**



06 **Botanical**



08 **Supergeek**



10 **Assembled**



12 **Majestic**



14 **Pioneer**



28 **Color**



32 **Gloss Boards**



34 **Mirror Gloss**



Standard 38



Contempo 42



Synchro 48



Veneered Boards 50



LHDF 52



Worktops 54



Compact Interior 62

Product Properties 64 - 96


Express Stock 64

Textures 84


Product Information 86

Submerged

Submerged allows design to have a new refracted mood, something like the way objects appear changed through the optical effect of water. The inspiration is organic and natural. It's all about the soft aqua tones of jade, pastel blues and ocean greens of a Mediterranean seascape. The wood is weathered, exuding nature, peace and tranquility.




K005 PW Oyster Urban Oak



7063 SU Pastel Green



4272 RS Dark Tassili



7179 BS Sky Blue



0121 PE Capri Blue



K007 PW Coffee Urban Oak



4299 SU Dark Atelier



K011 SN Cream Loft Pine



0134 PE Sunshine




0171 PE Slate Grey



4300 RS Live Stone



K009 PW Dark Select Walnut



3079 RS Black Oxide



Botanical

Nature is the ultimate, immediate reality, it's the ever-present and defining now that surrounds us all. Botanical celebrates the real. Unashamedly rough sawn, richly knotted and bearing saw burns and chatter marks. The colors are warm and mellow, full of character and visual energy. Natural spring greens, earthy tones, flashes of sunshine yellow, rich grained pine and Italian walnut – Botanical contrasts these with modern materials and urban ideas, for a reality that's very definitely now.



4273 BS White Pattern



4298 SU Light Atelier



K010 PW White Loft Pine



7063 SU Pastel Green



0149 PE Simply Red



K004 PW Tobacco Craft Oak

Supergeek

Supergeek doesn't take itself too seriously. And that's a serious point. Design connects with people when it's accessible, inviting, and as positive as fun. The first rule of cool is never try to be cool. So mash colors that almost oppose and clash together with striking wood grains. Think eclectic. Don't try too hard. Then you have your own look. It's Supergeek, and it's chic.




Assembled

It takes logical principles, simplicity, clarity of thought... You have to pare away the superfluous to establish what really matters, to find that less really is more. Assembled illuminates the essence of the product, through clean even wood grains and open character. Calm tones of cream, dusty greens and primrose yellows work beautifully with the grain. The feeling is minimalist, so your design takes centre-stage in its integrity and confidence.



K001 PW White Craft Oak



7123 BS Lemon Sorbet



8996 PE Ocean Green



7186 BS Violet Blue



K006 PW Amber Urban Oak




Majestic

Imagine tarnished mirrors, faded gilt picture frames, grand candelabra. Majestic is the sense of glories past, reinvented in a unique contemporary character. Delicate faded golds react with worn concrete and grey contrasts. Elegant wood alongside luster and shine. Luxurious modern tones and textures with a history. Majestic is vintage in the now.



5516 PE Inca Gold



0164 PE Anthracite




K008 PW Light Select Walnut



4272 RS Dark Tassili



3079 RS Black Oxide



0190 PE Black



8534 BS Rose Pink



7113 BS Chilli Red




4298 UE Light Atelier




K003 PW Gold Craft Oak



8536 BS Lavender



7167 SU Viola



Pioneer

Strong character is at the heart of all the best adventure stories. Pioneer stakes its claim to the look of rustic, unfinished timber with all its knots, shakes and grain. The colors push the current trend for dusty pinks, lilacs and purple hues into new territory, by mixing with strong wood designs full of character and natural imperfections.



4299 SU Dark Atelier

MF Boards



K010 SN White Loft Pine



4298 SU Light Atelier



K011 SN Cream Loft Pine



4299 SU Dark Atelier





K001 PW White Craft Oak



K002 PW Grey Craft Oak



K004 PW Tobacco Craft Oak



K003 PW Gold Craft Oak





K005 PW Oyster Urban Oak



K007 PW Coffee Urban Oak



K006 PW Amber Urban Oak





K008 PW Light Select Walnut



K009 PW Dark Select Walnut



Pure Wood – PW

Pure Wood (PW) is a new texture inspired by the elegant finish of a finely sanded and varnished veneer. It gives a silky matte finish exposing the subtle gloss of the wood-grain ticks. Its elegance makes it a perfect surface texture for any wood decor and adds distinction and a dimension of tactility and realism.



Worktops



4273 BS White Pattern



4300 RS Live Stone



4272 RS Dark Tassili



3079 RS Black Oxide



4298 UE Light Atelier



K002 WO Grey Craft Oak



4299 UE Dark Atelier



Used Effect - UE

Used Effect (UE) is a rustic used effect texture specially designed compliment the distressed appearance of Light and Dark Atelier worktop designs. Its soft tactile semi-matte surface is enhanced with muted multi-directional gloss scores and dimples to perfectly mimic the fashionable aged appearance in steel and concrete.

Color


55 colors developed from global trend influences; from muted tones, exuberant primaries and every shade in between. Combine with Mirror Gloss to add sparkle or co-ordinate with woods or even among themselves to expose contrasts and compliments and transform any space.




7123 BS **Lemon Sorbet**
□□□□ MG




8536 BS **Lavender**
□□□□



7179 BS **Sky Blue**
□□□□



7180 BS **Mint**
□□□□



0134 PE **Sunshine**
□□□□



8534 BS **Rose Pink**
□□□□



0121 PE **Capri Blue**
□□□□



5519 BS **Lime Grass**
□□□□ MG



0551 PE **Peach**
□□□□




7113 BS **Chilli Red**
□□□□ MG



7167 SU **Viola**
□□□□ MG



7190 BS **Mamba Green**
□□□□




0132 PE **Orange**
□□□□ MG



0149 PE **Simply Red**
□□□□



7186 BS **Violet Blue**
□□□□



5515 BS **Marmara Blue**
□□□□ MG



7176 BS **Flame**
□□□□




5517 BS **Bordeaux**
□□□□ MG




0125 PE **Royal Blue**
□□□□




8984 BS **Navy Blue**
□□□□




0110 SM White
□□□□




0101 PE Front White
□□□□□□□




0101 SM Front White
□□□□□□□



8100 SM Pearl White
□□□□




8685 BS Snow White
□□□□□□




8685 SM Snow White
□□□□□□



8685 SN Snow White
□□□□□□



8681 SM Brilliant White
□□□□□□



8681 SU Brilliant White
□□□□□□



0191 PE Cool Grey
□□□□□



0112 PE Stone Grey
□□□□□□



0540 PE Manhattan Grey
□□□□



1700 PE Steel Grey
□□□□



0851 PE Metallika
□□□□




0197 PE Chinchilla Grey
□□□□



0171 PE Slate Grey
□□□□□



0162 PE Graphite Grey
□□□□□□



0164 PE Anthracite
□□□□□□




0190 SN Black
□□□□□□□□




0190 PE Black
□□□□□□□□




0564 PE Almond
□□□□



7031 PE Crème
□□□□



0514 PE Ivory
□□□□□□□




9569 PE Vanilla
□□□□




0522 PE Beige
□□□□□□



0515 PE Sand
□□□□



7045 SU Champagne
□□□□□




8533 BS Macchiato
□□□□□




7166 BS Latté
□□□□□



7184 BS Earth
□□□□



7174 BS Olive
□□□□




7063 SU Pastel Green
□□□□



8996 PE Ocean Green
□□□□



7191 BS Ever Green
□□□□



8686 BS Chocolate
□□□□



8349 PE Metallic Champagne
□□□□



0881 PE Aluminium
□□□□□



0859 PE Platinum
□□□□



5516 PE Inca Gold
□□□□




8348 PE Bronze Age
□□□□




Gloss Boards

Providing a high sheen finish, GL mixes surface lustre and affordability. Available in 3 designs GL allows designers to add shine to any scheme. Acrylic Gloss is universally recognised as a high-end gloss product which provides the look of a solid surface acrylic without the excessive costs. Which is why we invested in the best acrylic product and bonded it to our premium MDF to give the best surface finish possible. A stunning range of 9 designs with the advantage of a surface thickness of 1 mm all supplied laminated with a protective film.


Gloss GL



8681 GL Brilliant White
[Icons]




0514 GL Ivory
[Icons]




0190 GL Black
[Icons]


Acrylic Gloss AG




P101 AG Front White
[Icons]



P164 AG Metallic Anthracite
[Icons]



P190 AG Black
[Icons]



P514 AG Magnolia
[Icons]



P522 AG Sahara
[Icons]



P568 AG Verde
[Icons]



P516 AG Mauve
[Icons]



P532 AG Intensive Red
[Icons]




P577 AG Wine Red
[Icons]

Mirror Gloss MG


To push the limits of depth, definition, color and levels of reflection, Kronospan challenged its engineers to experiment with conventional production methods. By analyzing the impact of changes to time, pressure, and heat, they discovered after substantial investment, that the key to perfecting a mirror like surface lay in significantly extending press cycles combined with a gradual, liquid cooling of the surface.

The result is clear to see, which is why we call it Mirror Gloss; durable, scratch resistant, light and colorfast with an unsurpassed gloss level. Available in 20 designs; 14 vivid colors, 4 elegant wood designs and 2 abstract options to contrast and co-ordinate with other Kronodesign products. Define spaces; Mirror Gloss is suitable for all applications where luxury, lustre, co-ordination and durability are a necessity.






8685 MG Snow White



0514 MG Ivory



0191 MG Cool Grey



7123 MG Lemon Sorbet



0132 MG Orange



7113 MG Chilli Red



8533 MG Macchiato




7167 MG Viola




5515 MG Marmara Blue



0171 MG Slate Grey




5517 MG Bordeaux



5519 MG Lime Grass



0164 MG Anthracite



0190 MG Black



5310 MG Pencil Line Light



5311 MG Pencil Line Dark



7935 MG Havana



8754 MG Dark Lyon Walnut



8971 MG Ceylon Macassar



8601 MG Dark Sevilla Olive

Color Matches

Décor #	Name	RAL	NCS	PMS
0132	Orange	2000	S 0585-Y40R	158 C
0164	Anthracite	7043	S 7502-G	Cool Grey 11 C
0171	Slate Grey	7037	S 4500-N	Cool Grey 8 C
0190	Black	9004	S 8502-B	Process Black C
0191	Cool Grey	-	1502-G	427 C
0514	Ivory	-	0505-Y05R	-
5515	Marmara Blue	-	S 1555-B10G	638 C
5517	Bordeaux	3011	S 4050-R	1817 C
5519	Lime Grass	-	S 1060-G70Y	584 C
7113	Chilli Red	3020	1085-Y85R	1795 C
7123	Lemon Sorbet	-	S 0520-Y10R	-
7167	Viola	4001	-	-
8533	Macchiato	-	S 3010-Y40R	4745 C
8685	Snow White	9016	S 0500-N	-

The color system codes (NCS, RAL and PANTONE) represent the closest match to the decor and should be used as guideline only.



Standard

The Kronodesign® melamine range offers a multitude of inspiring contemporary and traditional wood designs, which can be used in many applications including furniture, shopfitting, kitchens, bedrooms, hotels, and so much more, from the greatest to latest designs the only restraint is your imagination!



1715 BS Birch
[icon] [icon] [icon] [icon]



9727 BS Pastel Oak
[icon] [icon] [icon]



8921 PR Ferrara Oak
[icon] [icon] [icon]



9944 SU Lorka Acacia
[icon] [icon] [icon]



8431 SU Nagano Oak
[icon] [icon] [icon] [icon]



5500 SU Natural Noble Elm
[icon] [icon] [icon] [icon]



0375 PR Maple
[icon] [icon] [icon] [icon] [icon]



8995 BS Coco Bolo
[icon] [icon] [icon] [icon] [icon]



8912 BS Light Sevilla Olive
[icon] [icon] [icon] [icon]



1764 BS Light Wild Pear
[icon] [icon] [icon] [icon]



1783 BS Natural Beech
[icon] [icon] [icon] [icon]



0876 PR Light Beech
[icon] [icon] [icon]



9461 BS Light Walnut
[icon] [icon] [icon]



9728 BS Classic Oak
[icon] [icon] [icon]



0381 PR Bavaria Beech
[icon] [icon] [icon] [icon] [icon]



0740 PR Mountain Oak
□□□□



0685 PR Red Alder
□□□□□



0340 BS Balaton Cherry
□□□



0344 PR Cherry
□□□□□



7935 SU Havana
□□□□□



9462 PR European Walnut
□□□



9614 BS Light Lyon Walnut
□□□□



1758 PR Rustical Oak
□□□



9455 PR Guarnieri Walnut
□□□



9678 BS Mekong Teak
□□□



0729 PR Walnut
□□□□□



8953 SU Tiepolo Walnut
□□□□



8503 BS Taormina Ash
□□□□□



2216 BS Chamonix Oak
□□□



6597 SU Dark Noble Elm
□□□



0088 PR Oxford Cherry
□□□



1792 BS Calvados
□□□□□



9345 BS American Cherry
□□□□



1972 BS Locarno Apple
□□□



0775 PR Redwood
□□□



0776 PR Royal Mahogany
□□□



8601 BS Dark Sevilla Olive
□□□□□



8448 BS Ribera Walnut
□□□□□




0854 BS; PR Wenge
□□□□□



9775 BS Classic Zebrano
□□□□□



9016 BS Authentic Wenge
□□□



9763 BS Louisiana Wenge
□□□□□

Contempo

The ideas are globally sourced, yet interpreted via our own home market knowledge. Designs created from wide ranging research of international trends, from listening to the industry and attending all the major design events to ensure the Contempo collection is at the forefront of design and industry demand, providing you with a continual source of inspiration.





8413 SM Imeneo White



8508 SN White North Wood



5529 SD Oregon



5502 SN Rovere Vanilla



8511 BS Sakura White



8410 SN Orfeo White



8312 ML Rigoletto Bronze



8657 SN Zebrano Sahara



8435 BS Twist Light




8547 SN Finition Crème



5507 SD Grey Vintage Oak



5527 SN Stone Oak



5528 SU Prism



8361 SD Crossline Latté



8362 SD Crossline Caramel



5501 SN Slavonia Oak



3167 SN Rovere Fumare
□□□□



8417 ML Rigoletto Copper
□□□□□



8545 SN Light Agora
□□□□



8548 SN Finline Mocca
□□□□



8656 SN Zebrano Nuance
□□□



7648 SN Vintage Wenge
□□□□



5503 SN Rovere Truffle
□□□□



5530 SN Wildfire
□□□□



8313 ML Rigoletto Silver
□□□□



8409 SN Orfeo Grey
□□□□



8436 BS Twist Dark
□□□



8510 BS Sakura Black
□□□□



8509 SN Black North Wood
□□□□



Synchro

Kronodesign® combines latest print and paper technology with cutting edge production techniques to deliver the latest the first embossed-in-register board – where the grain texture precisely matches the surface finish, giving the authentic look and feel of real timber – the graining, the subtle variations of shade, tone and tactility. Synchro takes wood’s beautiful variability and delivers it consistently; No knots, sap, warping or other long-term timber troubles. Precision and predictability make more things possible; specify it for cladding, furniture or fixtures, fabricate structures to engineering tolerances knowing that on-site assembly will be easier and faster. Use it as a direct replacement for timber or where you might otherwise have settled for veneer and don’t give a thought to wood’s cost or other disadvantages. There is no longer the need to pay a premium for exotic species such as chestnut, cherry, walnut or oak, what’s more all Synchro boards are pre-finished, suffer no color variation and offer enhanced durability saving on installation costs and maintenance.



8203 SP/BS Light Monaco Platan



8195 SP/BS Medium Monaco Platan



8069 SP/BS Dark Monaco Platan



Veneered

Our veneer range is carefully selected using only the finest hand selected veneers from around the world from sustainable resources. The range includes benchmark species; Oak, Ash and Beech to exotic varieties such as Anegre, Wenge and American Walnut. Of course we apply them onto our own MDF and Particleboard in a range of thicknesses from 7 mm – 41 mm to ensure the perfect combination. Because each veneer is unique to a particular tree, grain and colours will vary, please contact your Kronodesign representative for actual samples and technical specification.



F310 White Oak



FA03 Ash



F610 Finition Oak



FA01 Beech



FF26 Anegre



FA02 Oak



FA07 American Walnut






















FF50 Finition Wenge



LHDF

Lacquered HDF consists of raw HDF covered with water-diluted and UV resistant lacquers. Its most common application is for interior panels of furniture, drawer bases, interior door production, billboards, as well as in other interior design applications.

				
0101 PE Front White 	0514 PE Ivory 	0522 PE Beige 	0112 PE Stone Grey 	0881 PE Aluminium 
				
8435 PE Twist Light 	6606 PE Olmo Tafira 	8312 PE Rigoletto Bronze 	8197 PE Platinum Vintage Oak 	4675 PE Twist Caramel 
				
0375 PE Maple 	5502 PE Rovere Vanilla 	0740 PE Mountain Oak 	0381 PE Bavaria Beech 	0685 PE Red Alder 
				
0344 PE Cherry 	1792 PE Calvados 	0708 PE Stained Oak 	6424 PE Noce Athens 	8417 PE Rigoletto Copper 
				
3450 PE Tavolato Walnut 	0729 PE Walnut 	0854 PE Wenge 	0164 PE Anthracite 	0190 PE Black 


Worktops

Kronodesign® worktops are manufactured to exacting standards in a range of designs uniquely selected to suit global kitchen design. From the classic, welcoming woodgrain finishes to modern, sophisticated stone effects, our high pressure laminate worktops set the benchmark for durable, high quality.






8681 RS Brilliant White
□□□□□□□



0101 PE Front White
□□□□□□□



6294 SQ Glossy White
□□□



A244 PE Marquina White
□□□



6291 SQ Stardust White
□□□



8413 SQ Imeneo White
□□□□□□



8856 PE Climbing Flower
□□□



6508 SQ Grey Marble
□□□



8424 BS Discovery White
□□□



8317 BS Stromboli
□□□



5526 RS Salona
□□□



0949 BS Virginia
□□□



0112 RS Stone Grey
□□□□□□



5523 RS Tassili
□□□



0853 PE Titan
□□□



5505 RS Opal
□□□




5532 BS Stardust Grey
□□□




5522 RS Smolikas
□□□




0994 PE Granite
□□□




2939 PE Tessera
□□□



0288 PE Anthracite Granite
□□□



F380 CR Zeus Dark
□□□



0162 RS Graphite Grey
□□□□□□



6177 RS Slate
□□□



8937 BS Snowland
[icon] [icon] [icon]



0906 PE Onyx
[icon] [icon] [icon]



6500 SQ Glossy Salmon Marble
[icon] [icon] [icon]



1702 PG Salome
[icon] [icon] [icon]



6117 PE Shale Montreal
[icon] [icon] [icon]



A793 RS Patina Tin
[icon] [icon] [icon]



6217 AS Sandstone
[icon] [icon] [icon]



8326 RS Light Travertine
[icon] [icon] [icon]



1947 PE Salmon Marble
[icon] [icon] [icon]



7166 RS Latté
[icon] [icon] [icon] [icon] [icon]



8318 BS Evora Brown
[icon] [icon] [icon]



5137 RS Rusty
[icon] [icon] [icon]



7045 RS Champagne
[icon] [icon] [icon] [icon] [icon]



6510 SQ Moonstone
[icon] [icon] [icon]



5533 SQ Cascade
[icon] [icon] [icon]



7437 RS Dark Travertine
[icon] [icon] [icon]



8416 BS Black Marble de Mazi
[icon] [icon] [icon]



6118 PE Glitterstone
[icon] [icon] [icon]



6523 PA Light Alhambra
[icon] [icon] [icon]



6522 PA Sandstone Nubia
[icon] [icon] [icon]




6507 SQ Marble Alaska
[icon] [icon] [icon]



0190 RS Black
[icon] [icon] [icon] [icon] [icon] [icon] [icon] [icon] [icon]



6293 SQ Stardust Black
[icon] [icon] [icon]



6212 SQ Glossy Black
[icon] [icon] [icon]



8995 WO Coco Bolo
□□□□□



5527 WO Stone Oak
□□□□□



9755 BS Marbella Cherry
□□□□



8503 WO Taormina Ash
□□□□□



6172 WO Pinie
□□□



J602 WO Aubergine Oak
□□□



6521 PE Walnut Butcher-block
□□□



8971 BS Ceylon Macassar
□□□□□



8819 BS Samba
□□□□



8344 BS Discovery Black
□□□



9763 BS Louisiana Wenge
□□□□□



6511 SQ Sapphire
□□□



1786 BS Beech Butcher-block
□□□



7937 PE Apple Core
□□□□




8913 BS Plumtree Butcher-block
□□□



6516 SQ Red Marble
□□□



6501 SQ Brown Tourmaline
□□□



6504 SQ Black Granite
□□□



8448 BS Ribera Walnut
□□□□□



9829 CR Pino
□□□




8988 BS Rigato
□□□




6515 SQ Black Wave
□□□

Compact


Kronodesign® Compact is a high pressure structural laminate in thicknesses from 4 to 40 mm, and is designed for demanding, high humidity, high impact interiors, washrooms, lockers, wall panels or laboratory furniture. Compact can be cut square or machined and polished to give additional design possibilities.




8681 BS Brilliant White






C974 SQ Ultra White

8820 BS Magnolia




6055 SM Inox






0106 BS Porcelain White





8413 SQ Imeneo White




8822 BS Sand Beige





8831 BS Grey





8435 BS Twist Light





9556 BS Royal Yellow





0132 BS Orange




6060 SM Steel




9555 SQ Steel Blue




9550 BS Terracotta




0149 BS Simply Red




0162 BS Graphite Grey






0153 BS Green














8445 SN African Grass




9775 SN Classic Zebrano




0190 PE Black









































<div>1. HPL and composite boards for all MG Gloss board decors are delivered in SQ texture.</div> <div>2. LHDF is delivered in texture PE.</div> <div>3. Decor 0112 PE for Compact Interior available on stock in dimensions: 12 x 2800 x 1300 mm</div> <div><div>● On stock</div><div>○ By request</div></div>	Thickness (mm)		Format (mm)		MF Boards		Gloss Boards			HPL ¹		Composite Boards ¹		ABS/PVC Edging		LHDF ²	Worktops						Worktops Accessories					Compact Interior																																																																																																																																																																																																																																																																																																																																																																																																																																																																																																																																																																																										
																																																																																																																																																																																																																																																																																																																																																																																																																																																																																																																																																																																																																						
	PB		MDF		Gloss Boards		Mirror Gloss		Acrylic Gloss				Boards with multilayer paper		Composite Elements				L		U		L-L		U-U		Splashbacks	Upstands	Corners, ending caps	HPL Edging Tape																																																																																																																																																																																																																																																																																																																																																																																																																																																																																																																																																																																								
					PB	PB	MDF	MDF	without glue				with glue	without glue																																																																																																																																																																																																																																																																																																																																																																																																																																																																																																																																																																																																								
	18	2800 x 2070		3660 x 1830		2800 x 2070		2800 x 2070		2800 x 2050		2800 x 2050		2800 x 1300		2800 - 3050 x 1300 - 1320		4120 x 1350		2750 x 2050		2800 x 1300		22	23		43		2800 x 2070		4100 x 600		4100 x 1200		4100 x 600		4100 x 1200		4100 x 800		4100 x 900		4100 x 900		4100 x 640		4100																																																																																																																																																																																																																																																																																																																																																																																																																																																																																																																																																																						</	








































TRENDS 14/15

	K001	PW	White Craft Oak	●	○					○	○						●				●	●																	
	K002	PW	Grey Craft Oak	●	○					○	○						●				●	●																	
	K002	WO	Grey Craft Oak															○					●				○	●		○						○			
	K003	PW	Gold Craft Oak	●	○					○	○						●				●	●																	
	K004	PW	Tobacco Craft Oak	●	○					○	○						●				●	●																	
	K005	PW	Oyster Urban Oak	●	○					○	○						●				●	●																	
	K006	PW	Amber Urban Oak	●	○					○	○						●				●	●																	
	K007	PW	Coffee Urban Oak	●	○					○	○						●				●	●																	
	K008	PW	Light Select Walnut	●	○					○	○						●				●	●																	
	K009	PW	Dark Select Walnut	●	○					○	○						●				●	●																	
	K010	SN	White Loft Pine	●	○					○	○						●				●	●																	
	K011	SN	Cream Loft Pine	●	○					○	○						●				●	●																	
	3079	RS	Black Oxide															○					●				○	●		○						○			
	4272	RS	Dark Tassili															○					●				○	●		○						○			
	4273	BS	White Pattern															○					●				○	●		○						○			
	4298	SU	Light Atelier	●	○					○	○						●				●	●																	
	4298	UE	Light Atelier															○					●				○	●		○						○			
	4299	SU	Dark Atelier	●	○					○	○						●				●	●																	
	4299	UE	Dark Atelier															○					●				○	●		○						○			
	4300	RS	Live Stone															○					●				○	●		○						○			












COLOR


	0004	SM	Primer Film	○	○				●	○																																																																																																																																																																																																																																																																																																																																																																																																																																																																																																																																																																																																																																																																																																																																																																																																																																																																																																																																																																																																																																																																																																																																																																																																																																																																																																																																																																																																																								
--	------	----	-------------	---	---	--	--	--	---	---	--	--	--	--	--	--	--	--	--	--	--	--	--	--	--	--	--	--	--	--	--	--	--	--	--	--	--	--	--	--	--	--	--	--	--	--	--	--	--	--	--	--	--	--	--	--	--	--	--	--	--	--	--	--	--	--	--	--	--	--	--	--	--	--	--	--	--	--	--	--	--	--	--	--	--	--	--	--	--	--	--	--	--	--	--	--	--	--	--	--	--	--	--	--	--	--	--	--	--	--	--	--	--	--	--	--	--	--	--	--	--	--	--	--	--	--	--	--	--	--	--	--	--	--	--	--	--	--	--	--	--	--	--	--	--	--	--	--	--	--	--	--	--	--	--	--	--	--	--	--	--	--	--	--	--	--	--	--	--	--	--	--	--	--	--	--	--	--	--	--	--	--	--	--	--	--	--	--	--	--	--	--	--	--	--	--	--	--	--	--	--	--	--	--	--	--	--	--	--	--	--	--	--	--	--	--	--	--	--	--	--	--	--	--	--	--	--	--	--	--	--	--	--	--	--	--	--	--	--	--	--	--	--	--	--	--	--	--	--	--	--	--	--	--	--	--	--	--	--	--	--	--	--	--	--	--	--	--	--	--	--	--	--	--	--	--	--	--	--	--	--	--	--	--	--	--	--	--	--	--	--	--	--	--	--	--	--	--	--	--	--	--	--	--	--	--	--	--	--	--	--	--	--	--	--	--	--	--	--	--	--	--	--	--	--	--	--	--	--	--	--	--	--	--	--	--	--	--	--	--	--	--	--	--	--	--	--	--	--	--	--	--	--	--	--	--	--	--	--	--	--	--	--	--	--	--	--	--	--	--	--	--	--	--	--	--	--	--	--	--	--	--	--	--	--	--	--	--	--	--	--	--	--	--	--	--	--	--	--	--	--	--	--	--	--	--	--	--	--	--	--	--	--	--	--	--	--	--	--	--	--	--	--	--	--	--	--	--	--	--	--	--	--	--	--	--	--	--	--	--	--	--	--	--	--	--	--	--	--	--	--	--	--	--	--	--	--	--	--	--	--	--	--	--	--	--	--	--	--	--	--	--	--	--	--	--	--	--	--	--	--	--	--	--	--	--	--	--	--	--	--	--	--	--	--	--	--	--	--	--	--	--	--	--	--	--	--	--	--	--	--	--	--	--	--	--	--	--	--	--	--	--	--	--	--	--	--	--	--	--	--	--	--	--	--	--	--	--	--	--	--	--	--	--	--	--	--	--	--	--	--	--	--	--	--	--	--	--	--	--	--	--	--	--	--	--	--	--	--	--	--	--	--	--	--	--	--	--	--	--	--	--	--	--	--	--	--	--	--	--	--	--	--	--	--	--	--	--	--	--	--	--	--	--	--	--	--	--	--	--	--	--	--	--	--	--	--	--	--	--	--	--	--	--	--	--	--	--	--	--	--	--	--	--	--	--	--	--	--	--	--	--	--	--	--	--	--	--	--	--	--	--	--	--	--	--	--	--	--	--	--	--	--	--	--	--	--	--	--	--	--	--	--	--	--	--	--	--	--	--	--	--	--	--	--	--	--	--	--	--	--	--	--	--	--	--	--	--	--	--	--	--	--	--	--	--	--	--	--	--	--	--	--	--	--	--	--	--	--	--	--	--	--	--	--	--	--	--	--	--	--	--	--	--	--	--	--	--	--	--	--	--	--	--	--	--	--	--	--	--	--	--	--	--	--	--	--	--	--	--	--	--	--	--	--	--	--	--	--	--	--	--	--	--	--	--	--	--	--	--	--	--	--	--	--	--	--	--	--	--	--	--	--	--	--	--	--	--	--	--	--	--	--	--	--	--	--	--	--	--	--	--	--	--	--	--	--	--	--	--	--	--	--	--	--	--	--	--	--	--	--	--	--	--	--	--	--	--	--	--	--	--	--	--	--	--	--	--	--	--	--	--	--	--	--	--	--	--	--	--	--	--	--	--	--	--	--	--	--	--	--	--	--	--	--	--	--	--	--	--	--	--	--	--	--	--	--	--	--	--	--	--	--	--	--	--	--	--	--	--	--	--	--	--	--	--	--	--	--	--	--	--	--	--	--	--	--	--	--	--	--	--	--	--	--	--	--	--	--	--	--	--	--	--	--	--	--	--	--	--	--	--	--	--	--	--	--	--	--	--	--	--	--	--	--	--	--	--	--	--	--	--	--	--	--	--	--	--	--	--	--	--	--	--	--	--	--	--	--	--	--	--	--	--	--	--	--	--	--	--	--	--	--	--	--	--	--	--	--	--	--	--	--	--	--	--	--	--	--	--	--	--	--	--	--	--	--	--	--	--	--	--	--	--	--	--	--	--	--	--	--	--	--	--	--	--	--	--	--	--	--	--	--	--	--	--	--	--	--	--	--	--	--	--	--	--	--	--	--	--	--	--	--	--	--	--	--	--	--	--	--	--	--	--	--	--	--	--	--	--	--	--	--	--	--	--	--	--	--	--	--	--	--	--	--	--	--	--	--	--	--	--	--	--	--	--	--	--	--	--	--	--	--	--	--	--	--	--	--	--	--	--	--	--	--	--	--	--	--	--	--	--	--	--	--	--	--	--	--	--	--	--	--	--	--	--	--	--	--	--	--	--	--	--	--	--	--	--	--	--	--	--	--	--	--	--	--	--	--	--	--	--	--	--	--	--	--	--	--	--	--	--	--	--	--	--	--	--	--	--	--	--	--	--	--	--	--	--	--	--	--	--	--	--	--	--	--	--	--	--	--	--	--	--	--	--	--	--	--	--	--	--	--	--	--	--	--	--	--	--	--	--	--	--	--	--	--	--	--	--	--	--	--	--	--	--	--	--	--	--	--	--	--	--	--	--	--	--	--	--	--	--	--	--	--	--	--	--	--	--	--	--	--	--	--	--	--	--	--	--	--	--	--	--	--	--	--	--	--	--	--	--	--	--	--	--	--	--	--	--	--	--	--	--	--	--	--	--	--	--	--	--	--	--	--	--	--	--	--	--	--	--	--	--	--	--	--	--	--	--	--	--	--	--	--	--	--	--	--	--	--	--	--	--	--	--	--	--	--	--	--	--	--	--	--	--	--	--	--	--	--	--	--	--	--	--	--	--	--	--	--	--	--	--	--	--	--	--

<div>1. HPL and composite boards for all MG Gloss board decors are delivered in SQ texture.</div> <div>2. LHDF is delivered in texture PE.</div> <div>3. Decor 0112 PE for Compact Interior available on stock in dimensions: 12 x 2800 x 1300 mm</div> <div><div>● On stock</div><div>○ By request</div></div>	Thickness (mm)		Format (mm)		MF Boards				Gloss Boards				HPL ¹		Composite Boards ¹		ABS/PVC Edging		LHDF ²		Worktops								Worktops Accessories				Compact Interior												
																																													
					PB				MDF		Gloss Boards		Mirror Gloss		Acrylic Gloss				Boards with multilayer paper		Composite Elements						L		U		L-L		U-U		Splashbacks		Upstands		Corners, ending caps		HPL Edging Tape				
											PB		PB		MDF				MDF		without glue																				with glue		without glue		
		18	8/10/12/16 22/25/28/38	16	18	8/10/12/22 25/28/38	18	8/10/12/16 22/25/28	18	2800 x 2070	2800 x 2050	2800 x 2050	2800 x 1300	2800 - 3050 x 1300 - 1320	4120 x 1350	2750 x 2050	2800 x 1300	22	23	43	2800 x 2070	4100 x 600	4100 x 1200	4100 x 600	4100 x 1200	4100 x 800	4100 x 900	4100 x 900	4100 x 640	4100				34 mm x 50 m	34 mm x 50 m	45 mm x 50 m	2800 x 1300 2800 x 2040 3050 x 1300 5600 x 2040	3050 x 1300 2800 x 1300							
		18	8/10/12/16 22/25/28/38	16	18	8/10/12/22 25/28/38	18	8/10/12/16 22/25/28	18	2800 x 2070	2800 x 2050	2800 x 2050	2800 x 1300	2800 - 3050 x 1300 - 1320	4120 x 1350	2750 x 2050	2800 x 1300	0.45	1.3 GL/MG/AG	2	2	2.8	3	28	38	38	38	28	38	38	10				0.4	0.4	0.4	1 - 18 mm	19 - 40 mm						
	7176	BS	Flame	●	○				○	○				●			○	●	●	○																									
	7179	BS	Sky Blue	●	○				○	○				●			○	●	●	○																									
	7180	BS	Mint	●	○				○	○				●			○	●	●	○																									
	7184	BS	Earth	●	○				○	○				●			○	●	●	○																									
	7186	BS	Violet Blue	●	○				○	○				●			○	●	●	○																									
	7190	BS	Mamba Green	●	○				○	○				●			○	●	●	○																									
	7191	BS	Ever Green	●	○				○	○				●			○	●	●	○																									
	8100	SM	Pearl White	●	○				○	○				●			○	●	●	○																									
	8533	BS	Macchiato	●	○				○	○				●			○	●	●	○																									
	8533	MG	Macchiato								●	○	○	●			○	●																											
	8534	BS	Rose Pink	●	○				○	○				●			○	●	●																										
	8536	BS	Lavender	●	○				○	○				●			○	●	●	○																									
	8681	BS	Brilliant White														○																			○		○							
	8681	GL	Brilliant White						●					●			○	●																											
	8681	RS	Brilliant White												○						○		●	○	○		○	●		○		○				○									
	8681	SM	Brilliant White	○	○				○	○				○			○																												
	8681	SU	Brilliant White	●	○				○	○				●			○	●	●	○																									
	8685	BS	Snow White	●	○				○	○				●			○	●	●	○																									
	8685	GL	Snow White						○					○			○																												
	8685	MG	Snow White								●	○	○	●			○	●																											
	8685	SM	Snow White	○	○				○	○				○			○																												
	8685	SN	Snow White	●	○				○	○				●			○	●	●																										
	8686	BS	Chocolate	●	○				○	○				●			○	●	●	○																									
	8820	BS	Magnolia																																		○		○						
	8822	BS	Sand Beige																																		○		○						
	8831	BS	Grey																																		○		○						
	8984	BS	Navy Blue	●	○				○	○				●			○	●	●	○																									
	8996	PE	Ocean Green	●	○				○	○				●			○	●	●																										
	9550	BS	Terracota																																		○		○						
	9555	SQ	Steel Blue																																		○		○						
	9556	BS	Royal Yellow																																		○		○						

<div>1. HPL and composite boards for all MG Gloss board decors are delivered in SQ texture.</div> <div>2. LHDF is delivered in texture PE.</div> <div>3. Decor 0112 PE for Compact Interior available on stock in dimensions: 12 x 2800 x 1300 mm</div> <div><div>● On stock</div><div>○ By request</div></div>	Thickness (mm)		Format (mm)		MF Boards						Gloss Boards				HPL ¹		Composite Boards ¹		ABS/PVC Edging		LHDF ²		Worktops						Worktops Accessories						Compact Interior							
																																										
					PB				MDF		Gloss Boards		Mirror Gloss		Acrylic Gloss				Boards with multilayer paper		Composite Elements						L		U		L-L		U-U		Splashbacks	Upstands	Corners, ending caps	HPL Edging Tape				
											PB		PB		MDF				MDF		without glue								with glue		without glue											
					18	8/10/12/16/22/25/28/38	16	18	8/10/12/22/25/28/38	18	8/10/12/16/22/25/28	18	2800 x 2070	2800 x 2050	2800 x 2050	2800 x 1300	2800 - 3050 x 1300 - 1320	4120 x 1350	2750 x 2050	2800 x 1300	22	23	43	2800 x 2070	4100 x 600	4100 x 1200	4100 x 600	4100 x 1200	4100 x 800	4100 x 900	4100 x 900	4100 x 640	4100				without glue	with glue	without glue	2800 x 1300	2800 x 2040	3050 x 1300
18	8/10/12/16/22/25/28/38	16	18	8/10/12/22/25/28/38	18	8/10/12/16/22/25/28	18	2800 x 2070	2800 x 2050	2800 x 2050	2800 x 1300	2800 - 3050 x 1300 - 1320	4120 x 1350	2750 x 2050	2800 x 1300	0.45	1.3 GL/MG/AG	2	2	2.8	3	28	38	38	38	38	38	38	10	4100				0.4	0.4	0.4	1 - 18 mm	19 - 40 mm				
	8503	WO	Taormina Ash																																							
	8508	SN	White North Wood	●	○																																					
	8509	SN	Black North Wood	●	○																																					
	8545	SN	Light Agora	●	○																																					
	8547	SN	Finition Crème	●	○																																					
	8548	SN	Finition Mocca	●	○																																					
	8601	BS	Dark Sevilla Olive	●	○	○	○	○	○	○	○	○																														
	8601	MG	Dark Sevilla Olive							●	○	○						●																								
	8656	SN	Zebrano Nuance	●	○																																					
	8657	SN	Zebrano Sahara	●	○																																					
	8754	MG	Dark Lyon Walnut							●	○	○						●																								
	8819	BS	Samba										○							○																		○				
	8912	BS	Light Sevilla Olive	●	○																																					
	8913	BS	Plumtree Butcher-block										○							○								○							○		○					
	8921	PR	Ferrara Oak	●	○																																					
	8953	SU	Tiepolo Walnut	●	○	○	○	○	○	○	○	○																														
	8971	BS	Ceylon Macassar										○							○																		○				
	8971	MG	Ceylon Macassar							●	○	○						●																								
	8988	BS	Rigato										○							○								○									○					
	8995	BS	Coco Bolo	●	○																																					
	8995	WO	Coco Bolo										○							○																○		○				
	9016	BS	Authentic Wenge	●	○																																					
	9345	BS	American Cherry	●	○																																					
	9455	PR	Guarnieri Walnut	●	○																																					
	9461	BS	Light Walnut	●	○	●	○	○	○	○	○	○																														
	9462	PR	European Walnut	●	○	●	○	○	○	○	○	○																														
	9614	BS	Light Lyon Walnut	●	○																																					
	9678	BS	Mekong Teak	●	○	○	○	○	○	○	○	○																										○		○		
	9727	BS	Pastel Oak	●	○	●	○	○	○	○	○	○																														
	9728	BS	Classic Oak	●	○	●	○	○	○	○	○	○																														
	9755	BS	Marbella Cherry										○																													

[illegible]

<div>1. HPL and composite boards for all MG Gloss board decors are delivered in SQ texture.</div> <div>2. LHDF is delivered in texture PE.</div> <div>3. Decor 0112 PE for Compact Interior available on stock in dimensions: 12 x 2800 x 1300 mm</div> <div><div><div>● On stock</div><div>○ By request</div></div></div>	Format (mm)		Thickness (mm)		MF Boards				Gloss Boards				HPL ¹		Composite Boards ¹		ABS/PVC Edging			LHDF ²		Worktops								Worktops Accessories						Compact Interior																																																																																																																																																																																																																																																																																																																																																																																																																																																																																																																																																																																																																																																																																																																																																																																																																																				
																																																																																																																																																																																																																																																																																																																																																																																																																																																																																																																																																																																																																																																																																																																																																																																																																																																																								
					PB				MDF		Gloss Boards		Mirror Gloss		Acrylic Gloss				Boards with multilayer paper		Composite Elements					L				U		L-L		U-U		Splashbacks		Upstands		Corners, ending caps		HPL Edging Tape																																																																																																																																																																																																																																																																																																																																																																																																																																																																																																																																																																																																																																																																																																																																																																																																																														
											PB		PB		MDF																											MDF		without glue			with glue		without glue																																																																																																																																																																																																																																																																																																																																																																																																																																																																																																																																																																																																																																																																																																																																																																																																																							
					18		8/10/12/16 22/25/28/38		16		18		8/10/12/22 25/28/38		18		8/10/12/16 22/25/28		2800 x 2070		2800 x 2050		2800 x 2050		2800 x 1300		2800 - 3050 x 1300 - 1320		4120 x 1350		2750 x 2050		2800 x 1300		22		23		43		2800 x 2070		4100 x 600		4100 x 1200		4100 x 600		4100 x 1200		4100 x 800		4100 x 900		4100 x 900		4100 x 640		4100				34 mm x 50 m		34 mm x 50 m		45 mm x 50 m		2800 x 1300 2800 x 2040 3050 x 1300 5600 x 2040		3050 x 1300 2800 x 1300																																																																																																																																																																																																																																																																																																																																																																																																																																																																																																																																																																																																																																																																																																																																																																																																	
18		8/10/12/16 22/25/28/38		16		18		8/10/12/22 25/28/38		18		8/10/12/16 22/25/28		2800 x 2070		2800 x 2050		2800 x 2050		2800 x 1300		0.8		0.65		19.6		19.6		0.45		1.3 GL/MG/AG		2		2		2.8		3		28		38		38		38		38		28		38		38		4100 x 600		4100 x 1200		4100 x 600		4100 x 1200		4100 x 800		4100 x 900		4100 x 900		10				4100				0.4		0.4		0.4		1-18 mm		19-40 mm																																																																																																																																																																																																																																																																																																																																																																																																																																																																																																																																																																																																																																																																																																																																																																																
	8317	BS	Stromboli																																																																																																																																																																																																																																																																																																																																																																																																																																																																																																																																																																																																																																																																																																																																																																																																																																																																					</

VENEERED BOARDS						
				PB	MDF	
				2750 x 2070	2800 x 2070	
				9/17/19/26/29	19	9/17/26/29
	F310	A/B	White Oak	○	○	○
	F610	A/B	Fineline Oak	○	○	○
	FA01	A/B	Beech	○	○	○
	FA02	A/B	Oak	○	●	○
	FA03	A/B	Ash	○	○	○
	FA07	A/B	American Walnut	○	○	○
	FF26	A/B	Anegre	○	○	○
	FF50	A/B	Fineline Wenge	○	○	○
FINGER-JOINT PANELS						
				4100 x 620		
				40		
	Beech			○		
	Rustic Beech			○		
	Oak			●		
	Maple			○		
	Cherry			○		
	European Walnut			○		
Available dimensions by request: Width max. 1220 mm / Length max. 6000 mm / Thickness 18-45 mm						




Pure Wood - PW



Used Effect - UE

Trends 14/15




Acrylic Gloss - AG



Mirror Gloss - MG



Saw-Cut Design - SD



Super Natural - SN



Micro Line - ML



Patina - PA



Silk Matt - SM



Antique Stone - AS



Wood Pore - PR




Bureau Structure - BS



Pearl - PE



Pearl Gloss - PG



Super Matt - SU



Crystal - CR



Rough Stone - RS



Gloss - GL



Synchro Platane - SP



Super Quality Gloss - SQ



Wood Origin - WO

Particleboard

Description

Standard

Formaldehyde class

Characteristics

Core wood-based board constructed by three layers resin-bonded wood chips produced under pressure and heat.

EN 312 - type P2

E1 (EN 120)

Boards for interior fitments for use in dry conditions
High stability
Smooth surface layer
Easy processing
Excellent for laminating, veneering, foiling

Area of application

Interior and furniture design



Pieces in pallet

Format (mm) \ Thickness (mm)	8	12	15	16	17	18	22	25	28	30	38
2800 x 2070	60	44	-	31/50	-	29/46	28/40	20/35	32	32	23
2450 x 1830	-	-	-	40	-	36	-	-	-	-	-
3660 x 1830	78	-	38	36	34	33	27	24	21	20	-
Special products	Other formats / thicknesses or E-LE (Low emission) by request										

Particleboard P3

Description

Standard

Formaldehyde class

Characteristics

Core wood-based board constructed by three layers resin-bonded wood chips produced under pressure and heat.


EN 312 - type P3

E1 (EN 120)

Non load-bearing boards for use in humid conditions
Moisture resistant
High stability
Low swelling levels
Smooth surface layer
Easy processing
Excellent for laminating, veneering, foiling

Area of application

Bathroom and kitchen furniture



Pieces in pallet

Format (mm) \ Thickness (mm)	14	15	16	17	17.5	18	22	25	28	30	38
2800 x 2070	-	-	29	-	-	29	-	20	-	-	-
3660 x 1830	39	38	36	34	34	33	27	24	21	20	15

Particleboard P5

Description

Standard

Formaldehyde class

Characteristics

Core wood-based board constructed by three layers resin-bonded wood chips produced under pressure and heat.

EN 312 - type P5

E1 (EN 120)

Load-bearing boards for use in humid conditions
Moisture resistant
High stability
Low swelling levels
Smooth surface layer
Easy processing
Excellent for laminating, veneering, foiling

Area of application

Bathroom and kitchen furniture, construction elements



Pieces in pallet

Format (mm) \ Thickness (mm)	10	12	15	16	18	19	22	25	28
2750 x 2070	58	43	48	52	46	43	39	34	31
5500 x 2070	40	30	32	30	20	25	20	20	21

Particleboard P2 B1

Description

Standard

Formaldehyde class

Characteristics

Core wood-based board constructed by three layers resin-bonded wood chips produced under pressure and heat with addition of fire retardant agents.

EN 312 - type P2; EN 13501-1 - type B-s1, d0

E1 (EN 120)

Boards for interior fitments for use in dry conditions
Flame retardant
High stability
Smooth surface layer
Easy processing
Excellent for laminating, veneering, foiling

Area of application

Interior and furniture design, partition walls, public buildings, laboratories



Pieces in pallet

Format (mm) \ Thickness (mm)	12	15	16	18	19	22	25	28
2450 x 2070	37	45	42	37	35	32	28	25
2750 x 2070	43	40	37	34	32	29	25	22
3050 x 2070	49	46	43	38	36	33	28	26
5500 x 2070	31	25	24	21	20	21	19	17

Medium Density Fibreboard

Description

Standard

Formaldehyde class

Characteristics

Core medium density wood-based board constructed by resin-bonded wood fibres produced under high pressure and heat.

EN 316; EN 622-5

E1 (EN 120)

General purposes board for use in dry conditions
High stability and durability
Low swelling levels
Increased density
Fine surface
Excellent processing capabilities
Excellent for laminating, veneering, foiling

Area of application

Interior and furniture design, structural components, packaging, flooring overlays



Pieces in pallet

Format (mm) \ Thickness (mm)	8	10	12	14	16	18	19	22	25	28	30	35	40	50	60
2800 x 2070	61	49	43	37	32	29	27	24	21	19	17	15	13	10	10
Special products	Other thicknesses, E-LE or 3D by request														

MR Medium Density Fibreboard

Description

Standard

Formaldehyde class

Characteristics

Core medium density wood-based board constructed by resin-bonded wood fibres produced under high pressure and heat.

EN 316; EN 622-5

E1 (EN 120)

General purpose boards for use in humid conditions
Moisture resistance
High stability and durability
Low swelling levels
Increased density
Fine surface
Excellent processing capabilities
Excellent for laminating, veneering, foiling

Area of application

Interior and furniture design, structural components, packaging, exhibition stands



Pieces in pallet

Format (mm) \ Thickness (mm)	6	8	10	12	14-15	16	18	19	22	25	28	30-32	35-38	40	44	50-60
2800 x 2070	108	80	64	54	30	40	35	34	28	25	23	22	17	15	14	10

Fire Retardant Medium Density Fibreboard

Description	Core medium density wood-based board constructed by resin-bonded wood fibres produced under high pressure and heat.
Standard	EN 316; EN 622-5 EN 13501-1 - type B-s2, d0
Formaldehyde class	E1 (EN 120)
Characteristics	General purpose boards for use in dry conditions Flame retardant High stability and durability Low swelling levels Increased density Fine surface Excellent processing capabilities Excellent for laminating, veneering, foiling
Area of application	Interior and furniture design, public buildings, laboratories



Pieces in pallet

Format (mm) \ Thickness (mm)	10	12	16	18	19	22	25
2800 x 2070	20	15	15	13	13	10	12

High Density Fibreboard

Description	Core high density wood-based board constructed by resin-bonded wood fibres produced under high pressure and heat.
Standard	EN 316; EN 622-1
Formaldehyde class	E1 (EN 120)
Characteristics	General purpose board for use in dry conditions Very high stability and durability Low swelling levels High density level Fine surface High resistance Excellent processing capabilities Excellent for laminating, veneering, foiling
Area of application	Interior and furniture design, structural components, packaging, flooring base board, sandwich panels, drawer bases, backboards, frames



Pieces in pallet

Format (mm) \ Thickness (mm)	2.5	2.8	3	4	5	6
2800 x 2070	175	170	160	120	95	80
Special Products	E-LE (Low Emission) by request					

Melamine Faced Particleboard P2

Description	Wood-based board constructed by three layers resin-bonded wood chips produced under pressure and heat covered with a resin-impregnated decorative paper.
Standard	EN 14322; EN 312 - type P2
Formaldehyde class	E1 (EN 120)
Characteristics	Boards for interior fitments for use in dry conditions Big variety of designs High stability High mechanical, chemical and thermal resistance Easy to clean Easy processing
Area of application	Interior and furniture design



Pieces in pallet

Format (mm) \ Thickness (mm)	8	10	12	16	18	22	25	28
2800 x 2070	30	50	40	30	27	20	20	20
3660 x 1830	35	-	-	34	31	-	23	-
Special products	Product is also available with core board types: PB P2 E-LE, PB B1, PB P3, PB P5. For detailed availability information please contact us at: www.kronospan-express.com							

MF MDF

Description	Medium density fibreboard constructed by resin-bonded wood fibres produced under high pressure and heat covered with resin-impregnated decorative paper.
Standard	EN 316; EN 622-5
Formaldehyde class	E1 (EN 120)
Characteristic	General purpose board for use in dry conditions High durability and resistance High stability Available with all MF PB décor range
Area of application	Interior and furniture design



Pieces in pallet

Format (mm) \ Thickness (mm)	8	16	18	25
2800 x 2070	61	32	29	21
Special products	Product is also available with core board types: MDF E-LE, MR MDF, MDF B1, 3D. For detailed product and availability informationplease contact us at: www.kronospan-express.com			

Mirror Gloss Boards PB P2 E-LE (Low Emission)

Description	Mirror Gloss Boards are wood-based particleboards P2 with superfine surface covered with resin-impregnated decorative paper produced by innovative technology.
Standard	EN 14322; EN 312 - type P2
Formaldehyde class	E1 (EN 120) - E-LE
Characteristics	Boards for interior fitments for use in dry conditions Mirror Gloss With superfine surface High density particleboard High durability and resistance High wear resistance and stability High chemical and thermal stability Easy to clean
Area of application	Interior and furniture design, partitions, shop fittings
Surface texture	Front side: MG / Reverse side: PE or MG

Pieces in pallet

Format (mm) \ Thickness (mm)	8	10	12	16	18	19	22	25	28	38
2800 x 2050	16	16	16	16	16	16	16	16	16	16
Special products	Double-sided MG									
Each board is delivered with protection foil on the gloss side										



Mirror Gloss Boards MDF E-LE (Low Emission)

Description	Mirror Gloss Boards are wood-based medium density fibreboards with superfine surface covered with resin-impregnated decorative paper produced by innovative technology.
Standard	EN 316; EN 622-5
Formaldehyde class	E1 (EN 120) - E-LE
Characteristics	General purpose board for use in dry conditions Mirror Gloss Superfine surface High durability and resistance High wear resistance and stability High chemical and thermal stability Excellent processing capabilities
Area of application	Interior and furniture design, partitions, shop fittings
Surface texture	Front side: MG / Reverse side: PE or MG

Pieces in pallet

Format (mm) \ Thickness (mm)	8	10	12	16	18	19	22	25	28	38
2800 x 2050	16	16	16	16	16	16	16	16	16	16
Special products	Double-sided MG									
Each board is delivered with protection foil on the gloss side										



GL Boards

Description	Wood-based particleboard P2 constructed by three layers resin-bonded wood chips produced under pressure and heat covered with resin-impregnated decorative paper.
Standard	EN 14322; EN 312 - type P2
Formaldehyde class	E1 (EN 120)
Characteristics	Boards for interior fitments for use in dry conditions Low gloss level Variety of designs High stability High mechanical, chemical and thermal resistance Easy to clean Easy processing
Area of application	Interior and furniture design, partitions, shop fittings




Pieces in pallet

Format (mm) \ Thickness (mm)	18
2800 x 2070	26

Acrylic Gloss Boards

Description	Medium density fibreboard constructed by resin-bonded wood fibres produced under high pressure and heat, covered with (0.7 - 1.00) mm gloss acrylic layer on top side and (0.7 - 0.8) mm matt layer on back side.
Standard	EN 316; EN 622-5
Formaldehyde class	E1 (EN 120)
Characteristics	General purpose board for use in dry conditions Intense gloss level High stability High durability and resistance
Area of application	Interior and furniture design, partitions, shop fittings
Surface texture	Front side: AG / Reverse side: BS



Pieces in pallet

Format (mm) \ Thickness (mm)	18.6
2800 x 1300	15

Each board is delivered with one-sided protection foil

Veneered PB

Description	Particleboard type P2 covered with veneer (sliced into thin layers timber).
Standard	EN 312
Formaldehyde class	E1 (EN 120)
Characteristics	Boards for interior fitments for use in dry conditions Double-sided: A quality veneer on top side, B quality veneer on back side
Area of application	Interior design, partitions, coatings



Pieces in pallet

Format (mm) \ Thickness (mm)	9	13	14	18	20	23	26	29	33	39
2800 x 2070	31	-	-	-	-	-	-	-	-	20
2750 x 2070	-	30	30	25	25	25	20	20	20	-

Product is available with one-side veneer by request

Veneered MDF

Description	Medium Density Fibreboard covered with veneer (sliced into thin layers timber).
Standard	EN 622-5
Formaldehyde class	E1 (EN 120)
Characteristics	General purpose board for use in dry conditions Double-sided: A quality veneer on top side, B quality veneer on back side
Area of application	Interior design, partitions, coatings




Pieces in pallet

Format (mm) \ Thickness (mm)	7	9	11	13	17	19	23	26	29	41
2800 x 2070	50	30	30	30	25	25	20	20	20	13

Product is available with one-side veneer by request

HPL / Digital Print

Description	Constructed by multiple core layers and covered with a decorative resin-impregnated paper.
Standard	EN 438-4
Characteristics	High wear resistance Moisture and water resistant High scratch and abrasion resistance Big variety of decors



Pieces in pallet

Format (mm) \ Thickness (mm)	0.65	0.8
2800 x 1300	-	1
3050 x 1300	-	1
4120 x 1350	1	-

Special products Other formats / thicknesses by request

Worktops

Description	Wood-based particleboard constructed by three layers resin-bonded wood chips produced under pressure and heat and covered with high pressure laminate.
Standard	EN 312; EN 438-4
Formaldehyde class	E1 (EN 120)
Characteristic	Boards for interior fitments for use in dry conditions Abrasion, impact, temperature and scratch resistant Wear-resistant High durability Easy to clean Steam protection groove and balance paper on the reverse side

Area of application Kitchen worktops, table tops, desk tops, shop counters

Pieces in pallet

Profile	L-L		L		U	U-U
Format (mm) \ Thickness (mm)	28	38	28	38	38	38
4100 x 600	-	-	10	10	10	-
4100 x 800	10	-	-	-	-	-
4100 x 900	-	10	-	-	-	10
4100 x 1200	-	-	-	10	10	-



Splashbacks

Description	Wood-based particleboard constructed by three layers resin-bonded wood chips produced under pressure and heat and covered with high pressure laminate.
Standard	EN 312; EN 438-4
Formaldehyde class	E1 (EN 120)
Characteristics	Boards for interior fitments for use in dry conditions Abrasion, impact and scratch resistant Wear-resistant High durability Easy to clean
Area of application	Wall covering



Pieces in pallet

Format (mm) \ Thickness (mm)	10
4100 x 640	10

Boards With Multilayer Paper

Description	Wood-based board constructed by three layers resin-bonded wood chips produced under pressure and heat covered with multilayer paper.
Standard	EN 312; EN 438-4
Characteristics	Boards for interior fitments for use in dry conditions Abrasion, impact and scratch resistant Wear-resistant High durability Easy to clean
Area of application	Interior and furniture design



Availability	By request
--------------	------------

Composite Elements


Description	Wood-based board constructed by three layers resin-bonded wood chips produced under pressure and heat covered with high-pressure laminate.
Standard	EN 312; EN 438-4
Characteristics	Boards for interior fitments for use in dry conditions Abrasion, impact and scratch resistant Wear-resistant High durability Easy to clean
Area of application	Interior and furniture design



Availability	By request
--------------	------------

Compact Interior

Description	Constructed by multiple core layers covered with decorative resin-impregnated paper.
Standard	EN 438-4 Compact Interior Type CGS (Compact General Purpose Standard) - B2 according to DIN 4102 Compact Interior Type CGF (Compact General Purpose Flame Retardant) - B1 according to DIN 4102
Characteristics	High performance material Special use in horizontal and vertical applications Suitable for use in humid conditions High durability and resistance High impact and moisture resistance
Area of application	Doors, partitions, wall panels, stair's balustrates, sanitary cabins, swimming pool lockers, shop fittings, laboratories, hospital beds, various self-supporting components in construction and transportation



Pieces in pallet

Format (mm) \ Thickness (mm)	4	6	8	10	12	13	15
2800 x 1300	50	30	30	20	20	15	15
2800 x 2040	40	25	15	15	12	12	10
3050 x 1300	50	30	25	20	15	15	12
5600 x 2040	15	10	7	6	5	5	5
Special products	Other thicknesses by request						

LHDF

Description	High density fibreboard constructed by resin-bonded wood fibres produced under high pressure and heat, with lacquered surface.
Standard	EN 622-1
Formaldehyde class	E1 (EN 120)
Characteristics	General purpose board for use in dry conditions High durability and resistance High stability
Area of application	Interior and furniture design, backboards of cabinet furniture, door production, drawers bases



Pieces in pallet

Format (mm) \ Thickness (mm)	2.5	2.8*	3
2800 x 2070	175	170	160

* Available only as decor 0110 PE


Finger-Joint Panels

Description	Made by glueing lamellas (carefully formed, prime blocks of the wood) together at an engineered joint.
Standard	EN 13353
Characteristics	Single-layer panel Made of top grade natural wood - mainly from European Beech and Oak Lamellas glued together at an engineered joint Beautiful aesthetic looks Excellent strength and stability
Area of application	Tabletops Stairs Worktops High-end furniture



Availability	By request
--------------	------------

Edging



DescriptionABS / PVC / Melamine edging tapes

Packaging

	ABS	PVC
Roll (m)	100	150

Color Matches

Number	Décor Name	RAL	NCS	PMS
0101	Front White	9010	S 0502-G50Y	-
0106	Porcelain White	9016	S 0502-G50Y	-
0110	White	9016	S 0500-N	-
0112	Stone Grey	7047	S 2000-N	-
0121	Capri Blue	-	S 2030-R90B	652 C
0125	Royal Blue	5005	S 3060-R90B	7685 C
0132	Orange	2000	S 0585-Y40R	158 C
0134	Sunshine	-	S 0560-Y10R	136 C
0149	Simply Red	3016	S 2070-Y90R	1807 C
0153	Green	6005	S 6030-B90G	3308 C
0162	Graphite Grey	7015	S 6500-N	Cool Grey 10 C
0164	Anthracite	7043	S 7502-G	Cool Grey 11 C
0171	Slate Grey	7037	S 4500-N	Cool Grey 8 C
0190	Black	9004	S 8502-B	Process Black C
0191	Cool Grey	-	1502-G	427 C
0197	Chinchilla Grey	-	S 3000-N	Warm Grey 6 C
0514	Ivory	-	0505-Y05R	-
0515	Sand	-	S 1010-Y30R	-
0522	Beige	-	S 1005-Y20R	-
0540	Manhattan Grey	-	S 2500-N	-
0551	Peach	-	-	472 C
0564	Almond	9001	0601-Y21R	-
0851	Metallika	-	-	-
0853	Titan	-	-	-
0859	Platinum	9006	-	-
0881	Aluminium	-	-	-
1700	Steel Grey	-	S 2005-R80B	Cool Grey 5 C
5515	Marmara Blue	-	S 1555-B10G	638 C
5516	Inca Gold	-	-	-
5517	Bordeaux	3011	S 4050-R	1817 C
5519	Lime Grass	-	S 1060-G70Y	584 C
6055	Inox	-	-	-
6060	Steel	-	-	-
6212	Glossy Black	9004	S 8502-B	Process Black C
6294	Glossy White	9010	S 0502-G50Y	-
7031	Crème	-	0502-Y05R	-
7045	Champagne	-	-	7527 C
7063	Pastel Green	-	1505-G	441 C
7113	Chilli Red	3020	1085-Y85R	1795 C

The color system codes (NCS, RAL and PANTONE) represent the closest match to the decor and should be used as guideline only.

Upstands



DescriptionDecor matching upstands to worktops


Packaging

Length (mm)	4100
Pieces in package	10
Specification	An additional fee applies for package fraction orders.

Number	Décor Name	RAL	NCS	PMS
7123	Lemon Sorbet	-	S 0520-Y10R	-
7166	Latté	7006	-	7531 C
7167	Viola	4001	-	-
7174	Olive	-	S 2010-Y10R	-
7176	Flame	2004	S 0585-Y70R	Orange 021 C
7179	Sky Blue	-	S 0520-R80B	657 C
7180	Mint	-	S 0510-B50G	-
7184	Earth	-	S 7502-R	411 C
7186	Violet Blue	-	S 3040-R70B	7675 C
7190	Mamba Green	-	S 0580-G30Y	368 C
7191	Ever Green	-	S 6030-B90G	343 C
8100	Pearl White	9016	S 0300-N	-
8348	Bronze Age	-	-	-
8349	Metallic Champagne	-	-	-
8533	Macchiato	-	S 3010-Y40R	4745 C
8534	Rose Pink	3015	S 1040-R20B	507 C
8536	Lavender	-	S 1020-R40B	679 C
8681	Brilliant White	-	S 0505-R70B	-
8685	Snow White	9016	S 0500-N	-
8686	Chocolate	8014	-	7533 C
8820	Magnolia	9001	S 0505-Y30R	-
8822	Sand Beige	-	S 2005-Y30R	7528 C
8831	Grey	-	S 2502-B	429 C
8984	Navy Blue	5011	S 7020-R80B	533 C
8996	Ocean Green	-	S 2030-G70Y	-
9550	Terracota	-	S 3050-Y80R	7524 C
9555	Steel Blue	-	S 5020-B10G	7698 C
9556	Royal Yellow	-	S 1050-Y20R	1365 C
9569	Vanilla	1013	0305-Y25R	-
C974	Ultra White	9016	S 0500-N	-
P101	Front White	9003	S 0502-B	-
P164	Metallic Anthracite	-	-	-
P190	Black	9004	S 8502-B	Process Black C
P514	Magnolia	-	S 0503-Y30R	-
P516	Mauve	-	S 5040-R30B	229 C
P522	Sahara	-	S 2005-Y30R	7528 C
P532	Intensive Red	3001	S 1580-R	187 C
P568	Verde	-	-	-
P577	Wine Red	3004	S 5080-R	7638 C



www.kronospan-express.com



Kronospan Bulgaria EOOD

Severozapadna Promishlena Zona
8000 Burgas

Bulgaria

T +359 56 805 200 ▪ F +359 56 805 228
sales@kronospan.bg ▪ www.kronospan.bg